JSL

JINDAL STAINLESS



Certified True Copy
For Jindal Stainless Limited

Navneet Raghuvanshi
Company Secretay



TRANSFORMING OPPORTUNITIES

Annual Report 2019-20
Jindal Stainless Limited





WHAT'S INSIDE

CORPORATE PROFILE

Vision & Mission	II
Founding Principles	IV
Chairman Speaks	VI
From the Managing Director's Desk	VII
New Product Developments	VIII
Product Basket	X
Stainless Steel Applications	XII
Harnessing the Power of IT	XIV
Awards & Accolades	XV
Unleashing People Power	XVI

SUSTAINABLE INITIATIVES

Philosophy of Sustainable Development	XVIII
Jindal Stainless Foundation	XIX
CSR Activities	XX

STATUTORY REPORTS

Notice for AGM	02
Director's Report	21
Corporate Governance Report	73
Management Discussion & Analysis	98



Aerial view of Jindal Stainless Limited, Jajpur, Odisha

FINANCIAL REPORTS

Independent Auditor's Report	115
Balance Sheet	128
P&L Statements	130
Cash Flow Statements	134
Notes to Financial Statements	136
Consolidated Financial Statements	220



VISION

Improving lives through trustworthy and innovative stain-less solutions



Improving Lives

We will strive to improve lives of all our stakeholders (customers, suppliers, employees, shareholders and communities) and environment



Through Trustworthy

We will strive to be the most trusted and respected organization in the way we conduct ourselves with our employees, suppliers, shareholders, customers and communities and reflect our core of being truly stainless



And Innovative

We will always work towards innovating for better, be it processes, practices, solutions, delivering value added and innovative solutions to the world in our areas of work



Stain-less Solutions

We will strive to provide total solutions to our customers with reliable pre and post sale services and advisory. We will educate communities on properties (strong, versatile, corrosion resistant) and use of stainless steel and encourage downstream industries

MISSION

To be a leading stainless steel company in the world

Forging reliable relationships with customers, suppliers, employees and all other stakeholders

Building strong capabilities driving innovative practices, high quality and competitive solutions



Leading Stainless Steel Company In The World

We will strive to be amongst the top stainless steel players in the world by increasing our capacity and its utilization resulting in revenue and net profit growth



Reliable Relationships with Customers, Suppliers and all other Stakeholders

We will build long lasting relationships and uphold our commitment to the highest standards thereby becoming the preferred choice for our customers, suppliers and stakeholders



Innovative Practices

We will evolve best-in-class innovative practices (business, manufacturing and people) to help our customers, suppliers, employees, shareholders and communities



Strong Capabilities

We will build or buy appropriate technology, focus on research & development and enhance people capabilities



High Quality

We will strive to offer stainless steel products and services of the highest quality that is required



Competitive Solutions

We will strive to provide agile, cost-competitive and efficient stainless steel solutions to our customers, giving us an edge over our competitors

FOUNDING PRINCIPLES



Shri OP Jindal

August 7, 1930 - March 31, 2005
Founder - OP Jindal Group

नलवा की गलियों में रहकर, जिन्होंने देखा सपना था।
स्वालंबी भारत का निर्माण, जिन्होंने माना अपना था।
मुश्किल भरे अँधेरों में, जिन्होंने जलाईं मशालें थी।
जिनके परिश्रम के बलबूते, नयी क्रांति आयी थी।

मशीनों से वो बातें करते, लोगो से बतियाते थे।
जिन्हे देख जन-मानस, नतमस्तक हो जाते थे।
फ़ौलाद से थे इरादें जिनके, आसमान में उड़ान थी।
मिट्टी के वो सपूत जिनकी, मिट्टी में ही जान थी।

व्यापार, राजनीति के कुशल प्रबंधक, ऐसी उनकी शान है।
विशाल हृदय के समाजसेवी, जो उनकी पहचान है।
बड़े कदो के सहज लोग, मुश्किल से मिल पाते हैं।
तभी प्यार से लोग उन्हें, 'बाउजी' बुलाते हैं।

स्वालंबी भारत का सपना, हमे पूरा करके दिखाना है।
नलवा की गलियों का तिरंगा, विश्व पटल पर लहराना है।
विश्व पटल पर लहराना है।



Smt. Savitri Devi Jindal
Chairperson Emeritus

> **"At JSL, we commit to proactively respond to the expectations of all those who surround us."**

At Jindal Stainless Limited (JSL), our CSR initiatives have always gone the extra mile 'Beyond Business'. Since the inception of our company, we have always focused on a relationship-based approach. All of this would not have been possible without the support of all our stakeholders, employees, and the people associated with us at the grass-roots level. I am also glad to share that this year, the company responded promptly to distress calls of those affected by the devastating cyclone in Odisha, thereby resonating with our overarching vision statement of 'Improving Lives.'

The steady growth of 'Project Asmita' with the opening of a boutique managed by community women has given a voice to rural women as it showcases their prowess in entrepreneurial development. Such case studies and stories need to be shared and replicated across geographies. This project, with a small number of women, has trained other women in various technical processes; from sourcing and product design, to product development and marketing. Such empowering projects are great indicators of the robust community governance structure that has been successfully implemented.

'Project Sahaj', managed by a self help group (SHG), is a mini sanitary napkin manufacturing unit and is a definitive example of a mechanism that caters to women's needs, creates awareness regarding the taboo topic, and shares good health and hygiene practices in the community. It is a part of JSL's efforts to end period poverty in the Jajpur district of Odisha.

On the entrepreneurship development front, to create sustainable and scalable livelihoods, JSL initiated 'Project Sanjeevani' to enhance the entrepreneurial skills in multi-sector livelihoods and micro-enterprises, through a network of 200 SHGs spread across 27 villages of Danagadi block, Jajpur. The first Producer Company 'Samparna Jeevika Producer Company Limited' was approved by the Ministry of Corporate Affairs and was incorporated on 31st March 2020.

Towards education and health-care, JSL has opened up non-formal education centers for children from marginalized sections of society. Towards health, JSL has various mobile clinics and programs addressing societal issues such as female feticide. A well designed HIV and AIDS program has been extremely beneficial especially to the trucker community. To invest in the future of our society, the CSR wing has also enabled computer literacy programs and tuition centers for the economically-developing sections of our society.

The protection of our environment will remain a crucial concern area for which we plan on taking resolute all-year-round stances. We will continue to work with fortitude towards our targets and with our core value system firmly in place to pursue the larger agenda of helping people through stainless solutions. We have always believed in creating a legacy that will strengthen people from door-to-door and will empower them to achieve their dreams. At JSL, we commit to proactively respond to the expectations of all those who surround us and have displayed constant faith in all our endeavors.



CHAIRMAN SPEAKS

Ratan Jindal
Chairman

Dear Shareholders,

We are living in times where the present least resembles the past. The history, theory and practices we learnt for years now hold little significance. However, history chronicles an unparalleled ability of human race to tide over unprecedented crisis, including other pandemics. I firmly believe that courage, hope, and optimism are the strongest facets of humanity that will enable us to tide over even this crisis. To look for clues about future, I believe rapid technological advancement and making order out of chaos by quick reinvention will be the key to survival.

Let me first present our FY 2019-20 performance. This year has been important for your company as Jindal Stainless Limited (JSL) successfully exited the Corporate Debt Restructuring (CDR) framework. Your company paid the full recompense to lenders in cash and fully redeemed the outstanding Optionally Convertible Redeemable Preference Shares (OCRPS) together, to overcome the two major overhangs. The redemption of OCRPS sets the Company free of the conversion risk which, if converted, would have resulted in equity dilution. This landmark step has not only enabled financial flexibility but has also strengthened JSL's future prospects. JSL also touched a new operational high this year by ramping up its melt production capacity to 1.1 million tonnes per annum (MTPA), through debottlenecking and process balancing at the cost of Rs 50 crore. It is humbling for me to be a part of this extraordinary team at JSL.

Global stainless steel production grew marginally by 2.9% (YoY) in CY 2019, a muted growth against 5.5% in CY 2018. The financial year was challenging against the backdrop of heightened US-China trade war, prolonged Brexit, and softening of global trade on account of suppressed demand. Persistent risk on account of these factors dented global business sentiments across economies. COVID-19 started making its impact felt towards the end of CY 2019. Growth in Indian stainless steel production was comparatively mild at 5% (YoY) in CY 2019, mirroring a subdued momentum in global trade and a relatively lower domestic GDP growth.

Substantial progress was made in expanding JSL's product portfolio and strengthening the Company's presence across applications. We successfully developed specialized grades for kitchenware, nuclear, railway, and automobile applications. As we operate in a highly dynamic industry, our strong R&D efforts have successfully optimized our operations further. JSL is also working to firm up its digital infrastructure. Your Company is digitizing end-to-end sales process to enhance efficiency and value to customer. Our e-commerce module (SAP Hybris) is live for a majority of customers and is expected to ensure transparency, and reflect JSL's high service standards and customer centricity.

In FY 2019-20, the Company maintained its profitability, with revenues remaining largely flat compared to the last fiscal despite the impact of COVID-19 in fourth quarter. Muted macroeconomic growth rate, volatile raw material prices, and undue subsidized imports continued to be key concerns for the domestic stainless steel industry. The industry remains on the edge as imports continue to sabotage the domestic market. Being the second largest stainless steel consumer in the world, despite lower growth projection, India is an attractive market for countries with excess stainless steel manufacturing capacities. Consequently, stainless steel imports continue to flow unabated in the Indian markets from ASEAN countries, under the Free Trade Agreements (FTAs). The industry is collaborating with the government to curb imports and in turn promote domestic manufacturing activity, thus supporting government's 'Vocal-for-Local' initiative and generate more local job opportunities. We have also urged the government to consider dissolving import duties on key raw materials like Ferro-Nickel and stainless steel scrap which are not available in India. I am confident that with the creation of a level playing field, the Indian stainless steel industry will successfully compete against sponsored imports on all quality and cost parameters.

With its vision on the future, your Company is evaluating options to overhaul its cost competitiveness in a major way, and further optimize its operational efficiency. Given its vast infrastructure set-up, availability of land, and other utilities, JSL enjoys a huge operating leverage, and can expand its capacity to suit market demand with moderate investment.

JSL's commitment to society at large remained unwavering. The company continued its intervention in the four focus areas of Skill Enhancement, Integrated Health Management, Women Empowerment, and Rural Development. Projects undertaken for child nutrition, safe drinking water, dental care measures, village library, computer and sports education ensured that our peripheral communities have access to health and education. Livelihood generation projects for women communities was the driving motto behind all gender related initiatives. To help farmers across Odisha, JSL's CSR wing managed to create a 360 degree support mechanism to farmers – right from crop selection and seeding to harvest and selling.

I have always believed in the resilience and strength of my team at JSL and their tireless commitment. I would like to thank our employees and sincerely extend my gratitude to all our shareholders, board of directors, customers, lenders, investors and all other stakeholders for their continued support.



FROM THE MANAGING DIRECTOR'S DESK

Abhyuday Jindal
Managing Director

Dear Shareholders,

The pandemic of COVID-19 has proven to be a critical turning point in the history of human race and is set to reshape the global society. Despite its challenges, the pandemic has presented an opportunity for all of us to introspect and rediscover new opportunities, rebuild our environment, and re-establish our economy. The world needs to embrace more responsible and sustainable choices for future generations. I am hopeful that with appropriate action aided by modern technology, things will soon turn around.

We managed positive results in the financial year 2019-20, despite a tough external environment. This has been possible only due to the dedication and ownership of results that the employees of your Company exemplify. Jindal Stainless Limited (JSL) delivered Profit after Tax (PAT) of Rs 153 crore in FY 2019-20. Total standalone revenue stood at Rs 12,320 crore and EBIDTA was maintained at Rs 1,175 crore. With the CDR exit now completed, your Company is attracting new investors. Improved investor sentiments reflect better growth prospects for the Company. Had it not been for the unabated glut of subsidized imports entering India through various channels, JSL, and in fact all of Indian stainless steel industry, would have been able to realize its true potential.

All through the year, we ensured that business was operated with a sharp focus on safety, while maintaining profitability and a consistent drive to optimize operational costs. JSL demonstrated stronger operating parameters with improved internal capabilities, fit to cater to customers with ever-evolving demand. Our R&D has enabled us to match global benchmarks for our products in the industry, and that has facilitated JSL to be amongst one of the preferred manufacturers and suppliers of stainless steel in the world. Consistent efforts to expand our product portfolio in railways, hollowware, white goods, pipe & tube, and auto segments have yielded promising results. New grades and variants were developed for lift and elevator segment, metro coach application, and railway foot-over-bridge application, among others. On the operational front, JSL implemented Level-2 automation of Argon Oxygen Decarburization (AOD) converter, which led to ~10 % improvement in productivity of this unit. Your Company successfully commissioned a 25 MT induction furnace which further resulted in a cleaner, energy-efficient melting process. JSL's melt production capacity now stands at 1.1 MTPA.

JSL's digital journey further accelerated in FY 2019-20. The Company opted for a benchmarked omni channel commerce solution by adopting Hybris e-commerce. This interactive and transparent tool provides a 360 degree dashboard view to our customers in real-time, thereby cementing their trust and engagement with the Company. JSL is committed to moving towards a digital manufacturing ecosystem and creating value for all its business partners.

JSL is actively engaged in developing a comprehensive ecosystem for stainless steel in India. We have further expanded our reach to premier institutions like IIT Kharagpur and introduced courses on stainless steel. Around 300 students have enrolled for the course in the first year of its roll-out. JSL continued to organize Fabricator Training Programs across India, benefiting over 9000 local fabricators across 61 cities. Further, various programs were conducted along with MSMEs in several cities to create awareness about these one-of-a-kind fabrication programs. Special showcase vans, displaying varied applications of stainless steel in industrial and home space, have been developed by the Company. These vans are now traversing across several states in India, educating existing and potential customer segments on the benefits of adopting stainless steel. Our marketing activities have also been advanced. Jindal Saathi, a robust pipes & tubes (P&T) marketing plan was activated in July'19 through multiple media vehicles along with on-ground activation. The campaign was driven through print, radio, OOH, and digital media vehicles to drive awareness on the originality of JSL products through the Jindal Saathi seal. A third party survey conducted after the completion of this campaign has revealed that more than 60% fabricators and distributors in the market now recognize this seal of trust. Riding on a successful campaign last year, we are now planning the second phase of marketing activities in FY21 for P&T segment. Our customer MOU scheme in FY19-20 performed well with more than 87% of MOU volumes being achieved despite disruption due to lockdown. The continuous success of this scheme is a testimony to our trustworthy relations with customers.

Our business prospects are linked to the containment and effective treatment of COVID-19. Additionally, government policies across the globe will play a critical role in reviving the world economy. The state of domestic stainless steel industry is linked to this economic revival. India has performed admirably when confronted by a crisis in the past. I am optimistic that with government's clarion call for 'Aatma Nirbhar Bharat', we will work towards reviving the domestic manufacturing sector and build a self reliant nation. For us at JSL, we are ready to turn this challenge into a competitive opportunity. With this, I reiterate my optimism and stand by the growth prospects of stainless steel.

As a leader of this esteemed organization, I am extremely proud of our employees who continuously demonstrate high standards of professionalism. Time and again, they have proven their mettle through relentless efforts that lead the organisation out of challenging situations. At JSL, we remain grateful to our Board of Directors, shareholders, lenders, business associates, customers, and all the stakeholders for their continued patronage in making JSL what it is today.

NEW PRODUCT DEVELOPMENTS





SS CHEQUERED PLATE FOR FOOD PROCESSING INDUSTRY

Making further inroads in the food processing industry comes naturally for a hygienic metal like stainless steel. Chequered flooring plate in 304 grade of stainless steel is now being used in a bread manufacturing unit in New Delhi. The movement of carts in storage area was causing abrasion and was difficult to keep clean; thereby wearing out the existing flooring. Usage of stainless steel has added hygiene, and resistance to wear and tear, and made cleaning easier. It will double the life of the flooring.



STAINLESS STEEL IN WATER CONTAINERS OF HOUSEHOLD RO'S

Over a 1000 manufacturers make approximately 50 lakh RO units each year for household use. Replacing the plastic water tank in the RO with a stainless steel one will not only be more hygienic but also corrosion resistant, strong and more durable. We have developed a prototype RO tank in Stainless Steel, 304 grade, to support the ongoing initiative of manufacturers in both the organised and unorganised sectors who are working on this application. This sector holds the potential of usage of more than 10000 MT of stainless steel.

STAINLESS ACADEMY – DISPLAY AND TRAINING VEHICLE



Christened as the Stainless Academy, these vans have helped train over 9000 fabricators across 61 cities. Each van displays a few of the varied applications of stainless steel in a particular sector. This also enables the showcase of the stainless edge during conferences, industrial displays, road shows and events.

For spreading awareness about the health, hygiene, cost, ecological and other benefits of the stainless steel among a diverse audience, we have created 4 stainless steel showcase vans that travel the length and breadth of the country, highlighting the benefits of the metal. These vans are used for creating awareness amongst end consumers as well as for live demos and trainings for fabricators. They are equipped with fabrication tools and supported by government bodies like the **Ministry of Steel under Ispati Irada** and **Skill India by National Skill Development Corporation (NSDC)**, a Government of India body. We developed a 3rd van in last financial year to showcase the countless **possibilities of using stainless steel for industrial applications**. This van showcases a wide range of products, including roofing sheets, shutters, chequered flooring, UV printed SS sheets, special finishes & textures, and miniature industry models and accessories (nuts, bolts, hinges etc.)

PRODUCT BASKET





Stainless steel is well known for its extensive bouquet of unique properties such as corrosion-resistance, high strength-to-weight ratio, and the ability to withstand extreme temperatures. The metal contains 10.5% or more chromium and is synonymous with strength and hygiene. The resistance to corrosion is attributed to the naturally occurring chromium-rich oxide film formed on the surface of stainless steel. Although extremely thin, this invisible, inert film is tightly adherent to the metal and thus acts as a protective shield in corrosive environments.

The film is expeditiously self-repairing in nature, and the indentation due to abrasion, cutting or machining is hastily repairable in the presence of oxygen. In addition, stainless steel objects rarely turn into waste at the end of their useful life as this metal is 100% recyclable. Qualities like low lifecycle cost, high strength-to-weight ratio, aesthetic brilliance and easy cleaning ability make stainless steel the wonder metal and a preferred choice for various applications.

Jindal Stainless Limited is the largest stainless steel producers in India with a capacity of 1.1 MTPA, eventually scalable up to 3.2 MTPA.



The company's manufacturing facility in Jajpur, Odisha, has state-of-the-art equipment from globally reputed technology suppliers. The facility comprises of 250,000 TPA of Ferro Alloy division with a captive power generation unit of 264 MW. The product range includes Slabs, HR Coils, CR Coils and Plates.



Slab

Manufacturing Range / Odisha

Product	Max Width (mm)	Thickness (mm)	
		Minimum	Maximum
Slab	1650	160	220



CR Coil

Manufacturing Range / Odisha

Product	Max Width (mm)	Thickness (mm)	
		Minimum	Maximum
CRAP Coil	1600	0.3	5.0



HR Coil

Manufacturing Range / Odisha

Product	Max Width (mm)	Thickness (mm)	
		Minimum	Maximum
Hot Rolled Coil	1650	2.0	10
HRAP Coil / 2E	1650	1.4	6.7



Plates

Manufacturing Range / Odisha

Product	Max Width (mm)	Thickness (mm)	
		Minimum	Maximum
Plates/ Sheets	1620	11	80

STAINLESS STEEL APPLICATIONS

Architecture Building Construction

Decorative and colour-coated stainless steel | Street furniture | Escalators, Elevators | Claddings | Railings | Gates | Decorative panels | SS Roofing sheets | Railway station upgradation | Commercial complexes | Sculptures & designer items | Home furniture

Automobile Railway Transport

Bus bodies | Exhaust systems, auto chassis, trims, suspension parts, fuel tanks, catalytic convertors | Railway wagons and coaches | Luggage racks, toilets, foot stairs | Metro coaches | Fish trawlers | Pontoons

Consumer Durables

Washing machine | Microwave | Refrigerator | Razor blades | Coin blanks | Surgical instruments | Special alloys for aerospace, defence, and other strategic applications | White goods & their components | Kitchenware and similar applications like tableware, cookware, cutlery, gas stoves, and sinks

Process & Engineering

Nuclear grade SS for fuel containment and waste handling | Super critical boilers in power plants | Water treatment and drinking water supply | Desalination applications | Chemicals, petro-chemical & fertilizer plants | Sugar, food and beverage industry, oil and gas | Space applications | Structural applications | Fish rearing cages



Stainless Steel in Plumbing

Stainless steel pipes are increasingly being trusted for plumbing solutions as they offer a wide range of benefits, with paramount hygienic properties, resistance to corrosion, long life and low maintenance. They do not require painting and blend smoothly with modern interior design. They are also fully recyclable. Stainless steel often enjoys life cycle cost advantages compared to other materials. Even though the initial costs may be marginally higher for stainless steel plumbing materials, the gap in installed cost is reduced by a fast and more efficient method of jointing. Low maintenance, low system downtime and replacement costs, and long life make stainless steel the most suitable metal when compared to other materials.



Stainless Steel in Chemical Industry

Arguably the most demanding industries that use stainless steel(SS) are the chemical, processing, and oil and gas industries. They have created a large market for stainless tanks, pipes, pumps and valves. One of the first major success stories for 304/316 stainless steel was the storage of dilute nitric acid, as it could be used in thinner sections and was more robust than other materials. SS pipes and tubes exhibit superior corrosion resistance and heat resistance properties and have been used as raw materials that can withstand harsh environments as seen in petroleum, brewery, sugar, refining, oil and gas industries.

Stainless Steel in Beverage, Dairy and Food Preparation and Processing

Stainless steel's properties of being corrosion-resistant, inert, easily cleanable, sterilised without any loss of properties, and easy fabrication by various techniques make it a widely used metal in Beverage, Dairy and Food preparation, Processing, and Storage industries as they all require the metal to maintain the integrity of the structure (i.e. to be corrosion-resistant and sufficiently robust to withstand their service environment) and be inert (i.e. to impart neither colour nor flavour to food or beverages).



Stainless Steels for Application in Automotive and Transport Sectors

Automotive and Transport sectors are moving towards stainless steel to reduce weight, improve aesthetics, enhance safety and minimize life cycle cost. Characterized by superior fire- and corrosion-resistance, stainless steel ensures safety and reliability. Since stainless steel exhibits a superior combination of high strength, ductility, formability and toughness compared to other metals and alloys, the intrinsic weight of the vehicle decreases and its load carrying capacity and fuel efficiency increase. Maintenance cost is naturally lower and stainless steel components, at the end of their long life, are easily recycled.







Stainless Steel in Architecture, Building & Construction

Stainless steel has been used in Architecture, Building and Construction since its invention. Stainless Steel provides tremendous design-flexibility to high profile projects while its strength and resistance to corrosion, wear & tear, and fire make it a pragmatic long-lasting choice for public and industrial buildings. Worldwide, stainless steel is being used for structural applications ranging from cutting-edge architecture to infrastructure. Exceptional examples of historical structures include the stainless steel concrete reinforcing bar in Yucatan, Mexico's Progreso Pier (1945); St. Louis, USA's Gateway Arch (1965); and the Louvre Pyramid in Paris, France (1989).

HARNESSING THE POWER OF IT



Members of JSL IT Team

Jindal Stainless Limited (JSL) has been an industry leader in embarking up on a digital transformation journey by implementing cutting-edge technology solutions in the manufacturing industry. Information Technology has been instrumental in enabling smoother, faster, and transparent processes across multiple divisions of JSL's major operations and activities.

Under the gamut of our upgraded and newly introduced SAP initiatives, we have successfully implemented integration of barcode devices with SAP for bay-wise tracking of vehicles inside plant resulting in reduced turnaround time, implementation of paperless material receiving (GRN) process for high-value consumables, railway rake container management system to avoid detention charges, and mapping sales and accidental return process in SAP.

A plethora of other digital initiatives in the plant are changing the way we conduct our business. We have adopted industry-specific e-commerce best practices by on-boarding Hybris Commerce, starting with the roll-out of the e-Auction platform. Our customers can now access a Customer 360˚ view, which gives them relevant information in the form of reports and dashboards covering every aspect of the customer's interaction with us. Moreover, vehicle tracking data is now one click away. Online order placement for our high-selling-SKUs and online payments have also been rolled-out. Our presales product, C4C, has been tightly integrated with Hybris Commerce to provide expeditious service and an Assisted Service Module has been activated to aid the Customer Support Team in efficiently addressing the queries of the customers.

We have also successfully explored other technologies to provide solutions like the Kaizen portal, which have improved the management and tracking of quality circle projects across the plant. Apart from this, digitization of Captive Power Plant (CPP) management communication has increased power consumption visibility in the Company. An online project tracker portal, Pariyojna, has been made to capture progress of different projects in the plant under different categories (Cost/Quality/Productivity/EHS).

As we deep dive into the sea of technology, we find that the power of IT is beyond imagination. At JSL, we are taking concrete steps to harness this potential. The sheer perseverance and unwavering dedication of the company's IT team are the bedrock of this exceptional performance on our digital transformation journey.

AWARDS & ACCOLADES 2019-20



GOLD Award under
Apex India Safe Workplace
Award 2019 in Metal &
Mining Sector



Fame Environment Excellence Award 2019
(Platinum Award) from FAME
(Foundation for Accelerated Mass
Empowerment) in Metal & Mining Sector



19th Annual Greentech Environment
Award – 2019 (Gold Award)
in Metal & Mining Sector



Gold Award in
Chapter Convention on
Quality Concepts



Par Excellence Award in
National Convention on
Quality Concepts (NCQC)



First Position in 32nd State
Level CII QC Competition

UNLEASHING PEOPLE POWER



Our greatest asset lies in the strength of our 8,000 employees in Jindal Stainless Limited (JSL).

Employee satisfaction is essential to us. Therefore, placing a strong focus on our employees is in the best interest of not just our Company but also our clients and shareholders. Especially in the face of ongoing digitalization in the workplace, a company's efforts and strategy in the field of human resources take on a new and crucial role.

One of the key initiatives in this direction during FY 18-19 was to implement SAP Success Factors as our Human Resource Management System across the entire organization. The entire project was implemented successfully in a short span of 6 months. It has helped us to not only streamline employee experience and deliver HR services effectively but also offer a unique digital experience via a mobile interface.

With a keen focus on creating avenues for effective two-way communication, our Communications team undertook several initiatives. Our intranet (internal internet) platform, Pulse, forms the lifeline of the organization, catalysing employee engagement. This year, we even introduced an online town-hall model called Sampark, which enables the senior leadership to get connected with employees across all locations. This allows employees to ask questions and provide suggestions as well as solutions to the senior leadership directly. This is in addition to the interactions that our Managing Director has with employees in small groups at different locations on a regular basis. Multiple campaigns through emails and Whatsapp keep employees informed and inspired through the year. Our engagement with employees also continues via year-long events centered on well-being and team-bonding.

With our workforce becoming increasingly diverse, we understand and accept value differences and strive to build an inclusive and holistic work environment. As a step in this direction, JSL has launched STRIDE – an inclusion & diversity initiative with a series of ongoing programs and interventions. We revised our Prevention of Sexual Harassment policy (POSH) by reiterating our commitment as a 'zero tolerance organization' against sexual harassment of women at workplace.

We continually refresh our talent by hiring engineering and diploma graduates every year from leading colleges across India, selecting the crème de la crème, after rigorous online assessments and face-to-face interviews. Going





forward, the graduate engineering trainees (GET) will go through our flagship year-long program - ARISE, which "Shapes Stainless Engineers" of the future, preparing them for the transition from the academic to the corporate world. Industry-academia partnership through our MOUs with IIT Bhubaneswar, polytechnics, and ITIs also helps us to build an industry-ready workforce.

Our focus on investing in talent development continues with over 65,070 learning hours clocked in FY 18-19. To build the future leadership pipeline at JSL, we launched a flagship leadership development program called Masterful Management for middle managers. It is a 12-month development journey which focuses on leadership capabilities for the continuously changing business landscape.

We help hone the skills of our senior leaders through focused coaching and leadership development programs from leading management institutes. The capability of our workmen is also enhanced continually with various technical programs as well as Pratigyan – an attitudinal development program.

Our robust Performance Management System focuses on both the 'What' (the goal) as well as the 'How' (competencies required) to facilitate a high-performance work culture. The Balanced Score Card approach of setting and monitoring goals helps us align with the overall organization strategy and aids in sustaining our collective efforts to reach the targets.

Our efforts to retain world-class employees have been recognized by the industry with several awards in FY 18-19 such as The Exceed Award 2018, Manufacturing Today Award 2018 for Training Excellence, as well as numerous accolades in Regional Work Skills Competition and Quality Circle Competitions.

To usher in a new stainless steel era, we hope to continue our momentum towards growth, with key focus on our greatest assets–**Our People**.









SUSTAINABLE INITIATIVES



Philosophy of Sustainable Development







CSR Vision

'Corporate Social Responsibility (CSR) is the direct connect between the head and the heart. It becomes impactful only when one speaks the language of the heart.'

Aligning with the vision of Improving Lives Through Trustworthy and Innovative Stain-less Solutions, Jindal Stainless has continuously engaged itself in improving the lives of people in and around the manufacturing facilities. CSR is the strategic approach toward sustainable community development and the key to inclusive growth. This includes the 'Beyond Business' activities that are focused on the communities that cross the path of Jindal Stainless. These programmes are focused around the needs of the local communities at the bottom of the pyramid, aimed at empowering them with employable skills and giving them a voice to deal with domestic violence and engage in other social issues. At Jindal Stainless, employees are encouraged to volunteer in community work and engage in eradicating social evils of society. Jindal Stainless has undertaken a number of CSR initiatives like skill training and education, integrated preventive health, rural development, livelihood generation, women empowerment and entrepreneurship, human rights and business and advocacy.

JINDAL STAINLESS FOUNDATION

JSL Foundation is a registered society under the Registrar of Societies, established to work for the greater good of society. Our aim is to focus 'Beyond Business Responsibilities', stressing on the importance of seeing a change in lives of communities around our Plant locations as well as other geographies. Our key focus areas are Women Empowerment, Education and Skill Development, Integrated Health Care, Environment Sustainability, Community Development, and Integrated Farming.

Under the able guidance of our Chairperson, Mrs Deepikaa Jindal, our team of seasoned CSR professionals implements the entire gamut of initiatives through national and international civil societies and non-government organizations. Under the aegis of JSL Foundation, it is our earnest endeavor to uplift our surrounding communities and transform the lives of people who cross our path.



Philosophy

To address key social developmental issues and encourage all stakeholders to get engaged through focused sustainable interventions with the aim of achieving the overall vision of JSL of improving lives through trustworthy and innovative stain-less solutions



Aim

Mainstreaming communities at the bottom of the pyramid

Objectives

- To work towards social advancement of all stakeholders including communities and their families
- To work with farming communities towards doubling their incomes through technology-based solutions and promoting climate adaptation practices
- Empower rural youth and women through skill enhancement and promote entrepreneurship
- Provide basic amenities to rural communities living around our areas of operations i.e. primary health, basic education etc.
- To work towards environmental protection
- To provide an enabling environment and promote best practices
- To ensure a proper reporting structure



CSR ACTIVITIES

Going beyond business is in the ethos of our organisation and hence, it is befitting that our CSR projects cater to relevant issues such as Community Development, Education, Integrated Health Care, Skill Development, Gender Equality and Women Empowerment, Environment and Business & Human Rights. While a wide array of projects are undertaken each year and continued from previous years, let's have a look at some major initiatives in FY20.



Promotion of Education and Enhancement of Skills

Multiple projects have been undertaken in this theme in Jajpur district of Odisha. Sixty students are studying in the education centers at Marutikar and Kiapada. The children are provided with school bags, play materials and teaching and learning materials. Village libraries are also functioning at Hudisahi and Trijanga, with various types of books, such as epics, novels, Dharma Shastras, story books, farming, patriotic books etc. On the sporting front, this is the second year of the five students sent to Sudeva Football Academy, Delhi for coaching in Football. The children are selected from Danagadi and Sukinda blocks. We also sponsored Master Subhjeet Mallick, a student of 6th standard in Byasanagar Public School, for participation in the 4th India Open International Taekwondo Championship 2019, under 28 kg category at Kolkata. 2 water purification systems have been installed at Manatira and Kumbhiragadia high schools, in which 1120 students and teachers are benefitting under the safe drinking water project.

Integrated Community Healthcare Program

We have been organising health camps in and around the periphery of our plant with a doctor, pharmacist and one assistant. 15 villages are covered every week as per the health camp schedule. A total of 21,045 patients were treated in 883 static and mobile health camps during the year. Dental Care Centres are also running in Kaliapani mines area and Nadiabhanga, every Saturday. A total of 554 patients were treated in 47 dental camps in both the centres during the year.



Women Empowerment and Gender Equality

Asmita Production Centre is promoted as a micro-enterprise involving sewing-trained underprivileged girls from different villages, wherein stitching of safety jackets, masks, etc is undertaken for paid orders from organisations like Jindal Stainless Limited, Tata Motors, and Tata Jusco. In partnership with Mudra Foundation, we have been training girls from various villages in making different types of bags, baskets and other materials from golden grass for international markets like Tokyo. We have also been running four tailoring training centres for the underprivileged girls and women in six different villages. Sahaja Sanitary Napkin Making Unit is being promoted by us, wherein women/girls are involved in the production and sale of the napkins, under the brand Sahaj. Women livelihood development initiatives are also carried out, targeting the 2449 women Self Help Group (SHG) members of 200 SHGs in 27 villages.





Rural Development Projects

Doubling farmers' incomes is a key project that we have been focussing on for the past few years across 9 districts in Odisha. The project focuses on diversification of farming towards dairy, horticulture, floriculture, aquaculture, agro-forestry, apiculture etc. We have helped farmers introduce high value aromatic paddy in the Danagadi block in Jajpur, along with introduction of new and improved varieties of Maize, Groundnut, Vegetables, Green Gram etc. We also undertook rehabilitation projects on individual scale, for people who lost all their belongings during unfortunate incidents like fires, and on mass scale, during natural calamities like Cyclone Fani. COVID-19 relief work and financial aid to government rehabilitation projects has also been carried out.



Chairperson Emeritus
Mrs. Savitri Devi Jindal

Chairman and Managing Director
Mr. Ratan Jindal

Managing Director
Mr. Abhyuday Jindal

Whole Time Director
Mr. Tarun Kumar Khulbe

Directors
Mr. Suman Jyoti Khaitan
Ms. Bhaswati Mukherjee
Mr. Gautam Kanjilal (Nominee Director)
Mr. Jayaram Easwaran
Mrs. Arti Luniya

Chief Financial Officer
Mr. Anurag Mantri

Company Secretary
Mr. Navneet Raghuvanshi

Working Capital Bankers
Axis Bank
Bank of Baroda
Canara Bank
ICICI Bank
Punjab National Bank
State Bank of India
Standard Chartered Bank

Statutory Auditors
M/s. Walker Chandiok & Co. LLP

Secretarial Auditors
M/s. Vinod Kothari & Co.
Practicing Company Secretaries

Cost Auditors
M/s. Ramanath Iyer & Co.
Cost Accountants

Registered Office
O.P. Jindal Marg
Hisar - 125005 (Haryana)

Works
Jajpur (Odisha)

JINDAL STAINLESS LIMITED

(CIN: L26922HR1980PLC010901)
Regd. Office: O.P. Jindal Marg, Hisar – 125 005 (Haryana), India
Phone No. (01662) 222471-83, Fax No. (01662) 220499
Email Id.: investorcare@jindalstainless.com Website: www.jslstainless.com
Corporate Office: Jindal Centre, 12, Bhikaiji Cama Place, New Delhi – 110 066

NOTICE is hereby given that the 40th **Annual General Meeting ("AGM")** of Members of **Jindal Stainless Limited** will be held on Friday, the **21st day of August**, **2020 at 11.00 A.M. (IST)** through Video Conferencing ("VC") / Other Audio Visual Means ("OAVM") to transact the following business:

ORDINARY BUSINESS:

1. To receive, consider and adopt:

   a. the audited standalone financial statements of the Company for the financial year ended on 31st March, 2020, the Reports of Board of Directors and Auditors thereon, and

   b. the audited consolidated financial statements of the Company for the financial year ended on 31st March, 2020 and the Report of the Auditors thereon.

2. To appoint a Director in place of Mr. Tarun Kumar Khulbe (DIN: 07302532), who retires by rotation and being eligible, offers himself for re-appointment.

SPECIAL BUSINESS:

TO CONSIDER AND IF THOUGHT FIT, TO PASS THE FOLLOWING RESOLUTIONS:

3. **AS AN ORDINARY RESOLUTION:**

RATIFICATION OF REMUNERATION TO BE PAID TO M/S RAMANATH IYER & CO., COST ACCOUNTANTS, AS COST AUDITORS OF THE COMPANY, FOR THE FINANCIAL YEAR 2020-21

"**RESOLVED THAT** pursuant to the provisions of Section 148 and all other applicable provisions, if any, of the Companies Act, 2013 read with the Companies (Cost Records and Audit) Rules, 2014 and Rule 14 of the Companies (Audit and Auditors) Rules, 2014, the remuneration of Rs. 1,92,500/- (Rupees One Lakh Ninety Two Thousand and Five Hundred only) fixed by the Board of Directors of the Company, payable to M/s Ramanath Iyer & Co., (Firm Registration No. 000019), Cost Accountants, as Cost Auditors, appointed by the Board of Directors of the Company on the recommendation of the Audit Committee for conducting audit of cost accounting records of the Company for the Financial Year 2020-21, be and is hereby ratified.

RESOLVED FURTHER THAT the Board of Directors be and is hereby authorised to do all acts, deeds, matters and things as may be deemed necessary to give effect to this resolution."

4. AS AN ORDINARY RESOLUTION:

AUTHORITY TO ENTER INTO MATERIAL RELATED PARTY CONTRACTS / ARRANGEMENTS / TRANSACTIONS

"RESOLVED THAT pursuant to the provisions of Sections 177, 188 and other applicable provisions, if any, of the Companies Act, 2013 read with Rule 15 of the Companies (Meetings of Board and its Powers) Rules, 2014 and

Regulation 23 of the Securities and Exchange Board of India (Listing Obligations and Disclosure Requirements) Regulations, 2015, the approval of the Members of the Company be and is hereby accorded to the Board of Directors, to enter into one or more contracts / arrangements / transactions with the following related parties for the amounts stated hereunder:

S. No.	Name of the Related Party	Upto Amount (In Rs. Crores)
1.	Jindal Stainless (Hisar) Limited ("JSHL")	2,300
2.	Jindal Stainless Steelway Limited ("JSSL")	1,700
3.	Jindal United Steel Limited ("JUSL")	2,000
4.	JSL Global Commodities Pte. Ltd. ("JSL Global")	1,500

during the Financial Year 2020-21 on such terms and conditions as may be mutually agreed upon between the Company and JSHL, JSSL, JUSL and JSL Global.

RESOLVED FURTHER THAT the Board of Directors of the Company be and is hereby authorized to decide upon the nature and value of the products, goods, materials or services etc. to be transacted with JSHL/JSSL/JUSL/JSL Global within the aforesaid limits.

RESOLVED FURTHER THAT the Board of Directors of the Company be and is hereby authorized to delegate all or any of the powers herein conferred to any Committee of Directors / one or more Directors or Officers of the Company and to do all such acts, matters, deeds and things as may be necessary to give effect to the above resolution."

5. AS AN ORDINARY RESOLUTION

APPOINTMENT OF MRS. ARTI LUNIYA (DIN: 05341955) AS AN INDEPENDENT DIRECTOR OF THE COMPANY

"RESOLVED THAT pursuant to the provisions of Sections 149, 150, and 152 read with Schedule IV and all other applicable provisions, if any, of the Companies Act, 2013 and the Rules framed thereunder and the SEBI (Listing Obligations and Disclosure Requirements) Regulations, 2015, including any statutory modifications or re-enactment(s) thereof and any rules made thereunder, Mrs. Arti Luniya (DIN: 05341955), who was appointed as an Additional Director (Independent) w.e.f. 26th November, 2019 by the Board of Directors upon recommendation by the Nomination and Remuneration Committee of the Company after satisfying the criteria laid by the Committee, and whose term expires at this Annual General Meeting, and in respect of whom the Company has received a notice in writing from a Member proposing her candidature for the office of an Independent Director be and is hereby appointed as an Independent Non-Executive Director of the Company, not liable to retire by rotation, to hold office for a period of three (3) consecutive years with effect from 26th November, 2019."

6. AS A SPECIAL RESOLUTION

RE-APPOINTMENT OF MS. BHASWATI MUKHERJEE (DIN: 07173244) AS AN INDEPENDENT DIRECTOR FOR A SECOND TERM OF THREE CONSECUTIVE YEARS

"RESOLVED THAT pursuant to the provisions of Sections 149, 150, 152 and all other applicable provisions, if any, and Schedule IV of the Companies Act, 2013 ("the Act") read with the Companies (Appointment and Qualification of Directors) Rules, 2014, as may be amended from time to time and Regulation 16 of the Securities and Exchange Board of India (Listing Obligations and Disclosure Requirements) Regulations, 2015 ("Listing Regulations"), Ms. Bhaswati Mukherjee (DIN: 07173244), who has declared that she meets the criteria of independence as provided in Section

149(6) of the Act read with the Listing Regulations, and who is eligible for re-appointment for a second term under the provisions of the Act and in respect of whom the Company has received a notice in writing from a Member of the Company proposing her candidature for the office of Director pursuant to Section 160 of the Act, be and is hereby re-appointed as an Independent Non–Executive Director of the Company, whose term shall not be subject to retire by rotation, to hold office for a further term of 3 (three) consecutive years on the Board of the Company, w.e.f. 15th July, 2020."

By order of the Board
For Jindal Stainless Limited

Registered Office:
O.P. Jindal Marg
Hisar – 125 005, Haryana.
17th July, 2020

Navneet Raghuvanshi
Company Secretary
Membership No. A14657

NOTES:

1. In view of the continuing Covid-19 pandemic, the Ministry of Corporate Affairs ("MCA") has vide its circular dated 5th May, 2020 read with circulars dated 8th April, 2020 and 13th April, 2020 (collectively referred to as "MCA Circulars") permitted the holding of the Annual General Meeting ("AGM") through VC / OAVM Facility, without the physical presence of the Members at a common venue. In compliance with the provisions of the Companies Act, 2013 ("the Act"), SEBI (Listing Obligations and Disclosure Requirements) Regulations, 2015 ("SEBI Listing Regulations"), MCA Circulars and circular dated 12th May 2020 issued by the Securities and Exchange Board of India ("SEBI Circular"), the 40th AGM of the Company is being held through VC / OAVM Facility. The detailed procedure for participating in the meeting though VC/OAVM Facility is mentioned hereunder in this notice. The deemed venue for the 40th AGM shall be the Registered Office of the Company.

   In terms of the MCA Circulars and SEBI Circular, the Notice of the 40th AGM will be available on the website of the Company at www.jslstainless.com, on the website of BSE Limited at www.bseindia.com and National Stock Exchange of India Limited at www.nseindia.com and also on the website of Link Intime India Private Limited, at https://instavote.linkintime.co.in/

2. Pursuant to the provisions of the Act, a Member entitled to attend and vote at the AGM is entitled to appoint a proxy to attend and vote on his/her behalf and the proxy need not be a Member of the Company. Since this AGM is being held pursuant to the MCA Circulars and SEBI Circular through VC / OAVM Facility, physical attendance of Members has been dispensed with. Accordingly, the facility for appointment of proxies by the Members will not be available for the 40th AGM of the Company and therefore the Proxy Form and Attendance Slip are not annexed to this Notice.

3. Attendance of the Members of the Company, participating in the 40th AGM through VC / OAVM Facility will be counted for the purpose of reckoning the quorum under section 103 of the Act.

4. Pursuant to the provisions of Section 108 of the Act read with Rule 20 of the Companies (Management and Administration) Rules, 2014 (as amended), Secretarial Standard on General Meetings (SS-2) issued by the Institute of Company Secretaries of India ("ICSI") and Regulation 44 of SEBI Listing Regulations read with MCA

Circulars and SEBI Circular, the Company is providing remote e-Voting facility to its Members in respect of the business to be transacted at the 40th AGM and facility for those Members participating in the 40th AGM to cast vote through e-Voting system during the 40th AGM. Link Intime India Private Limited ("Link Intime/Registrar") will be providing facility for voting through remote e-Voting, for participation in the 40th AGM through VC/OAVM Facility and e-Voting during the 40th AGM.

5. At the 37th AGM, Walker Chandiok & Co. LLP (Firm Regn. No. 001076N/N500013) were appointed as Statutory Auditors of the Company for a term of five years until the conclusion of 42nd AGM of the Company.

   The ratification of their appointment, pursuant to Section 139 of the Companies Act, 2013, is not required, in terms of Notification No. S.O. 1833(E) dated May 7, 2018, issued by the Ministry of Corporate Affairs and accordingly, the item has not been included in the Ordinary Business of this AGM Notice.

6. The relevant details as required under Regulation 36(3) of the SEBI (Listing Obligations and Disclosure Requirements) Regulations, 2015 and Secretarial Standard on General Meetings ("SS-2") of the persons seeking re-appointment / appointment as Directors under Item No. 2, 5 & 6 of the Notice, are also attached. The Company has received relevant disclosures / consents from the Directors seeking re-appointment / appointment.

7. An Explanatory Statement pursuant to Section 102 of the Act relating to special business to be transacted at the meeting is annexed hereto.

8. Pursuant to Section 91 of the Act and Regulation 42 of the SEBI Listing Regulations, the Register of Members and the Share Transfer books of the Company will remain closed from Monday, August 17, 2020 to Tuesday, August 18, 2020 (both days inclusive) for the purpose of 40th AGM of the Company.

9. The Securities and Exchange Board of India ('SEBI') has mandated submission of Permanent Account Number ('PAN') by every participant in securities market. Members holding shares in electronic form are, therefore, requested to submit the PAN to their Depository Participants with whom they are maintaining their demat accounts. Members holding shares in physical form are requested to submit their PAN details to the Registrar.

10. **SEBI has also mandated that requests for effecting transfer of securities (except transmission or transposition of securities) shall not be processed after March 31, 2019, unless the securities are held in dematerialized form. Hence, the Members holding shares in physical form are requested to convert their holdings to dematerialized form to at the earliest.**

11. Pursuant to the MCA Circulars and SEBI Circular, in view of the prevailing situation, owing to the difficulties involved in dispatching of physical copies of the Notice of the 40th AGM and the Annual Report for the year 2019-20 including therein the Audited Financial Statements for financial year ended 31st March, 2020, are being sent only by email to the Members. Members who have not registered their email addresses with the Company or with their respective Depository Participant/s, and who wish to receive the Notice of the 40th AGM and the Annual Report for the year 2019-20 and all other communication sent by the Company, from time to time, can now register the same by submitting a duly filled-in request form mentioning their folio number, complete address, email address to be registered along with scanned self attested copy of the PAN Card and any document (such as Driving Licence, Passport, Bank Statement, Aadhar Card) supporting the registered address of the Member, by email to the Company / Registrar. Members holding shares in demat form are requested to register their email addresses with their Depository Participant(s) only.

12. The voting rights of Members shall be in proportion to their share of the paid-up equity share capital of the Company as on the cut-off date 14th August, 2020 and as per the Register of Members of the Company. A person who is not a Member as on the cut-off date should treat this Notice for information purpose only.

13. In case of joint holders attending the Meeting, only the Member whose name appears first will be entitled to vote.

14. Since 40th AGM of the Company will be held through VC / OAVM Facility, therefore Route Map is not annexed to this Notice.

EXPLANATORY STATEMENT PURSUANT TO SECTION 102 OF THE COMPANIES ACT, 2013 AND SECRETARIAL STANDARD 2 ON GENERAL MEETINGS ISSUED BY THE INSTITUTE OF COMPANY SECRETARIES OF INDIA

ITEM NO. 3

Pursuant to Section 148 of the Companies Act 2013 read with the Companies (Cost Records and Audit) Rules, 2014 and Rule 14 of the Companies (Audit and Auditors) Rules, 2014, the remuneration payable to Cost Auditors should be ratified by the shareholders of the Company. The Board of Directors, in its meeting held on 6th June, 2020, on the basis of recommendation of the Audit Committee appointed M/s. Ramanath Iyer & Co., Cost Accountants, as Cost Auditors to conduct audit of cost records of the Company for the financial year 2020-21 and subject to ratification by Members, fixed their remuneration at Rs. 1,92,500/- (Rupees One Lakh Ninety Two Thousand and Five Hundred only).

Your Directors recommend passing of the resolution as set out at item no. 3 of this Notice as an Ordinary Resolution for your approval.

None of the Directors, Key Managerial Personnel of the Company or their relatives is, in any way, concerned or interested, financially or otherwise in the said resolution.

ITEM NO. 4

The Company in the ordinary course of its business and on arm's length basis, enters into transactions for sale / purchase of goods / services/ allocating common corporate expenditure with Jindal Stainless (Hisar) Limited (**"JSHL"**), Jindal Stainless Steelway Limited (**"JSSL"**), Jindal United Steel Limited ("**JUSL**") and JSL Global Commodities Pte. Ltd. ("**JSL Global**"), the related parties of the Company.

The value of the transactions proposed, which will be on an arm's length basis, are based on the Company's estimated transaction value for the financial year 2020-21.

Regulation 23(4) of SEBI (Listing Obligations and Disclosure Requirements) Regulations, 2015 ("**SEBI Regulations**") provides that all material related party transactions shall require approval of the shareholders through Ordinary Resolution. The explanation to Regulation 23 (1) of the SEBI Regulations provides that a transaction with a related party shall be considered material if the transaction(s) to be entered into individually or taken together with previous transactions during a financial year, exceeds ten percent of the annual consolidated turnover of the listed entity as per the last audited financial statements of the listed entity.

The above mentioned contracts between the Company and the 'Related Parties' are likely to exceed the thresholds of materiality limits as defined under the SEBI Regulations and the Policy on dealing with Related Party Transactions of the Company during the financial year 2020-21.

Your Directors recommend passing of the resolution as set out at item no. 4 of this Notice as an Ordinary Resolution for your approval.

Except Mr. Ratan Jindal, Chairman of JSHL & Director of JUSL, Mr. Abhyuday Jindal, Managing Director of JSHL and Mr. Tarun Kumar Khulbe, Director of JSSL and their relatives, to the extent of their shareholding interest, if any, in the Company and the referred 'Related Parties', none of the other Directors, Key Managerial Personnel(s) of the Company and their relatives, are in any way, concerned or interested, financially or otherwise in the said resolution.

ITEM NO. 5

As per SEBI (Listing Obligations and Disclosure Requirements) Regulations, 2015 ("**SEBI Regulations**") where the listed entity has an Executive Chairperson, at least half of the Board of Directors shall comprise of Independent Directors. Consequent to cessation of Directorship of Mr. T. S. Bhattacharya from the Directorship of the Company w.e.f. 22nd September, 2019, on completion of his tenure, the number of Independent Directors was reduced to less than half of the total number of Directors. Accordingly, the Board of Directors on the recommendation of the Nomination and Remuneration Committee, appointed Mrs. Arti Luniya as an Additional Director (Independent) of the Company not liable to retire by rotation, to hold office for a period of three consecutive years till 25th November, 2022, subject to consent by the Members of the Company at the ensuing Annual General Meeting ("**AGM**"). In terms of provisions of Section 161(1) of the Companies Act, 2013 ("**the Act**"), she will hold office up to the date of this AGM.

The Company has received a declaration from Mrs. Arti Luniya confirming the criteria of independence as prescribed under Section 149(8) of the Act and under the Regulation 16(1)(b) of the Securities and Exchange Board of India (Listing Obligations and Disclosure Requirements) Regulations 2015. Mrs. Arti Luniya is not disqualified from being appointed as Director in terms of Section 164 of the Act, as amended from time to time. In the opinion of the Board, she fulfils the conditions specified under the Act & SEBI Regulations and is independent of the management of the Company. In terms of Section 160(1) of the Act, the Company has received a notice in writing from a member proposing the candidature of Mrs. Arti Luniya for appointment as an Independent Non-Executive Director of the Company. A copy of the letter of appointment of Mrs. Arti Luniya setting out the terms of conditions of appointment is available for inspection without any fees by the members at the Registered Office of the Company, till the date of AGM. The details required under SEBI Regulations & Secretarial Standard – 2 issued by The Institute of Company Secretaries of India are mentioned under the head "Additional Information". This Explanatory Statement may also be regarded as a relevant disclosure under the SEBI Regulations and other applicable laws.

Your Directors recommend passing of the resolution as set out at item no. 5 of this Notice as an Ordinary Resolution for your approval.

Except Mrs. Arti Luniya and her relatives, to the extent of their shareholding interest, if any, in the Company, none of the other Directors, Key Managerial Personnel(s), and their relatives, are in any way, concerned or interested, financially or otherwise in the said resolution.

ITEM NO. 6

Ms. Bhaswati Mukherjee (DIN: 07173244) was appointed as Non-executive Independent Director of the Company with effect from 15th July, 2017, for a term of three years, as approved by the Shareholders of the Company. Accordingly, first term of Ms. Bhaswati Mukherjee as an Independent Director of the Company was upto 14th July, 2020. In view of her performance in the first term and contribution to the Board of the Company, it was felt that her continued association would be of immense benefit to the Company. As per recommendation of the Nomination and Remuneration Committee of the Board based on skills, rich experience, knowledge, continued valuable contribution made by Ms. Bhaswati Mukherjee and outcome of performance evaluation of the Independent Directors, the Board of Directors of the Company at their meeting held on 6th June, 2020, re-appointed Ms. Bhaswati Mukherjee, as a Non-Executive Independent Director of the Company for second term of 3 (three) consecutive years, w.e.f. 15th July, 2020, subject to the approval of members of the Company by way of a special resolution. Ms. Bhaswati Mukherjee shall not be liable to retire by rotation as provided under Section 152(6) of the Companies Act, 2013 ("**the Act**").

The Company has received a declaration from Ms. Bhaswati Mukherjee confirming the criteria of independence as prescribed under Section 149(6) of the Act and under the Regulation 16(1)(b) of Securities and Exchange Board of

India (Listing Obligations and Disclosure Requirements) Regulations, 2015 ("**SEBI Regulations**"). Ms. Bhaswati Mukherjee is not disqualified from being appointed as Director in terms of Section 164 of the Act, as amended from time to time. In the opinion of the Board, she fulfils the conditions specified in the Act & SEBI Regulations and is independent of the management of the Company. In terms of Section 160 of the Act, the Company has received a notice in writing from a Member proposing the candidature of Ms. Bhaswati Mukherjee for re-appointment as an Independent Non-Executive Director of the Company. A copy of the draft letter for re-appointment of Ms. Bhaswati Mukherjee setting out the terms and conditions of re-appointment is available for inspection without any fee by the members at the Registered Office of the Company, till the date of AGM. The details as required under SEBI Regulations and Secretarial Standard-2 issued by The Institute of Company Secretaries of India are mentioned under the head 'Additional Information'. This Explanatory Statement may also be regarded as a relevant disclosure under the SEBI Regulations and other applicable laws.

In terms of provisions of Section 149(10), an Independent Director shall be eligible for re-appointment for second term with the approval of members by passing a special resolution.

Your Directors recommend passing of the resolution as set out at item no. 6 of this Notice as a Special Resolution for your approval.

Except Ms. Bhaswati Mukherjee and her relatives, to the extent of their shareholding interest, if any, in the Company, none of the other Directors, Key Managerial Personnel(s), and their relatives, are in any way, concerned or interested, financially or otherwise in the said resolution.

By order of the Board
For Jindal Stainless Limited

Registered Office:
O.P. Jindal Marg
Hisar – 125 005, Haryana.
17th July, 2020

Navneet Raghuvanshi
Company Secretary
Membership No. A14657

INSTRUCTIONS FOR E-VOTING:

Pursuant to Section 108 of the Companies Act, 2013 read with the Companies (Management and Administration) Rules, 2014 and as amended, the Company is pleased to provide remote e-voting facility to enable the Member to cast their votes electronically on the resolutions mentioned in the Notice of the 40th AGM of the Company to be held on Friday, the 21st day of August, 2020. The Company has appointed Mr. Sandeep Garg, Advocate, as the Scrutinizer for conducting the remote e-voting process and e-voting during the AGM in a fair and transparent manner. The list of shareholders/ beneficial owners shall be reckoned on the equity shares as on 14th August, 2020.

The Member(s) requiring any assistance with regard to use of technology for remote e-voting or at any time before or during the 40th AGM (including e-voting in the 40th AGM) may contact Mr. Rajiv Ranjan (Assistant Vice-President) at the designated email ID: rajiv.ranjan@linkintime.co.in or contact at 022-49186000.

The remote e-voting period will commence on 18th August, 2020 at 9.00 a.m. (IST) and ends on 20th August, 2020 at 5.00 p.m. (IST). During this period shareholders of the Company, holding shares either in physical form or in dematerialized form, as on the cut-off date 14th August, 2020, may cast their vote electronically. The remote e-voting module shall be disabled by Link Intime India Private Limited ("**Link Intime"**) for voting thereafter. Once the vote on a resolution is cast by a Member, whether partially or otherwise, it shall not be allowed to change subsequently.

Voting has to be done for each item of the Notice separately. In case you do not desire to cast your vote on any specific item, it will be treated as "ABSTAINED".

Shareholders who have already voted prior to the meeting date would not be entitled to vote during the meeting.

Remote e-Voting Instructions for shareholders:

1. Open the internet browser and launch the URL: https://instavote.linkintime.co.in

Those who are first time users of Link Intime e-voting platform or holding shares in physical mode have to mandatorily generate their own Password, as under:

▶ Click on **"Sign Up"** under **'SHARE HOLDER'** tab and register with your following details: -

A. User ID: Enter your User ID

- Shareholders/ members holding shares in **CDSL demat account shall provide 16 Digit Beneficiary ID**
- Shareholders/ members holding shares in **NSDL demat account shall provide 8 Character DP ID followed by 8 Digit Client ID**
- Shareholders/ members holding shares in **physical form shall provide** Event No + Folio Number registered with the Company

B. PAN: Enter your 10-digit Permanent Account Number (PAN) (Members who have not updated their PAN with the Depository Participant (DP)/ Company shall use the sequence number provided to you, if applicable.

C. DOB/DOI: Enter the Date of Birth (DOB) / Date of Incorporation (DOI) (As recorded with your DP / Company - in DD/MM/YYYY format)

D. Bank Account Number: Enter your Bank Account Number (last four digits), as recorded with your DP/Company.

- Shareholders/ members holding shares in **CDSL demat account shall provide either 'C' or 'D', above**
- Shareholders/ members holding shares in **NSDL demat account shall provide 'D', above**
- Shareholders/ members holding shares in **physical form** but have not recorded 'C' and 'D', shall provide their Folio number in 'D' above

▶ Set the password of your choice (The password should contain minimum 8 characters, at least one special Character (@!#$&*), at least one numeral, at least one alphabet and at least one capital letter).

▶ Click "confirm" (Your password is now generated).

NOTE: If Shareholders/ members are holding shares in demat form and have registered on e-Voting system of Link Intime: https://instavote.linkintime.co.in, and/or voted on an earlier event of any company then they can use their existing password to login.

2. Click on 'Login' under **'SHARE HOLDER'** tab.
3. Enter your User ID, Password and Image Verification (CAPTCHA) Code and click on **'Submit'.**
4. After successful login, you will be able to see the notification for e-voting. Select **'View'** icon**.**
5. E-voting page will appear.
6. Refer the Resolution description and cast your vote by selecting your desired option **'Favour / Against'** (If you wish to view the entire Resolution details, click on the **'View Resolution'** file link).
7. After selecting the desired option i.e. Favour / Against, click on **'Submit'.** A confirmation box will be displayed. If you wish to confirm your vote, click on **'Yes',** else to change your vote, click on 'No' and accordingly modify your vote.
8. Institutional shareholders (i.e. other than Individuals, HUF, NRI etc.) and Custodians are required to log on the e-voting system of Link Intime at https://instavote.linkintime.co.in and register themselves as **'Custodian / Mutual Fund / Corporate Body'**. They are also required to upload a scanned certified true copy of the board resolution /authority letter/power of attorney etc. together with attested specimen signature of the duly authorised representative(s) in PDF format in the **'Custodian / Mutual Fund / Corporate Body'** login for the Scrutinizer to verify the same.

If you have forgotten the password:

- Click on **'Login'** under **'SHARE HOLDER'** tab and further Click **'forgot password?'**
- Enter **User ID,** select **Mode** and Enter Image Verification (CAPTCHA) Code and Click on **'Submit'.**

- In case shareholders/ members is having valid email address, Password will be sent to his / her registered e-mail address.
- Shareholders/ members can set the password of his/her choice by providing the information about the particulars of the Security Question and Answer, PAN, DOB/DOI, Bank Account Number (last four digits) etc. as mentioned above.
- The password should contain minimum 8 characters, at least one special character (@!#$&*), at least one numeral, at least one alphabet and at least one capital letter.
- It is strongly recommended not to share your password with any other person and take utmost care to keep your password confidential.

General Guidelines for shareholders:

- For shareholders/ members holding shares in physical form, the details can be used only for voting on the resolutions contained in the Notice.

- During the voting period, shareholders/ members can login any number of time till they have voted on the resolution(s) for a particular "Event".

- Shareholders/ members holding multiple folios/demat account shall choose the voting process separately for each of the folios/demat account.

- In case shareholders/ members have any queries regarding e-voting, they may refer the **Frequently Asked Questions ('FAQs')** and **InstaVote e-Voting manual** available at https://instavote.linkintime.co.in, under **Help** section or send an email to enotices@linkintime.co.in or contact on: - Tel: 022 –4918 6000.

Process and manner for attending the Annual General Meeting through InstaMeet:

Shareholders/Members are entitled to attend and participate in the Annual General Meeting through VC/OAVM Facility being provided by Link Intime by following the below mentioned process:

1. Facility for joining the Annual General Meeting through VC/OAVM shall open 15 minutes before the time scheduled for the Annual General Meeting and shall be kept open till the expiry of 15 minutes after the schedule time on first come first basis.

2. Shareholders/Members with >2% shareholding, Promoters, Institutional Investors, Directors, KMPs, Chairpersons of Audit Committee, Nomination and Remuneration Committee, Stakeholders Relationship Committee and Auditors etc. may be allowed to the meeting without restrictions of first come first basis. Members may note that upto 1,000 members will be able to join on a first come first served basis to the AGM.

3. Shareholders/ Members will be provided with InstaMeet facility wherein Shareholders/ Members shall register their details and attend the Annual General Meeting as under:

1. Open the internet browser and launch the URL: https://instameet.linkintime.co.in

▶ Select the **"Company"** and **'Event Date'** and register with your following details: -

A. Demat Account No. or Folio No: Enter your 16 digit Demat Account No. or Folio No

- Shareholders/ members holding shares in **CDSL demat account shall provide 16 Digit Beneficiary ID**
- Shareholders/ members holding shares in **NSDL demat account shall provide 8 Character DP ID followed by 8 Digit Client ID**
- Shareholders/ members holding shares in **physical form shall provide** Folio Number registered with the Company

B. PAN: Enter your 10-digit Permanent Account Number (PAN) (Members who have not updated their PAN with the Depository Participant (DP)/ Company shall use the sequence number provided to you, if applicable.

C. Mobile No.: Enter your mobile number.

D. Email ID: Enter your email id, as recorded with your DP/Company.

▶ Click "Go to Meeting" (You are now registered for InstaMeet and your attendance is marked for the meeting).

Please refer below instructions for the software requirements and kindly ensure to install the same on the device which would be used to attend the meeting. Please read the instructions carefully and participate in the meeting. You may also call upon the InstaMeet Support Desk for any support on the dedicated number provided to you hereunder/ InstaMEET website.

Guidelines to attend the AGM proceedings of the Company at InstaMEET of Link Intime India Pvt. Ltd.

For a smooth experience of viewing the AGM Proceedings at InstaMEET, shareholders/ members who are registered as speakers for the event are requested to download and install the Webex application in advance by following the instructions as under:

Please download and install the Webex application by clicking on the link https://www.webex.com/downloads.html/

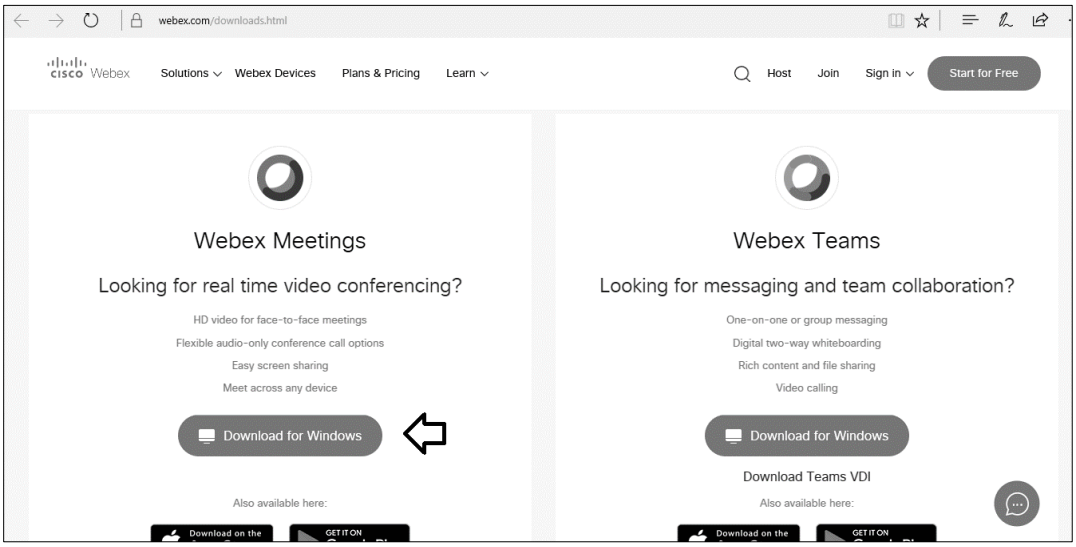

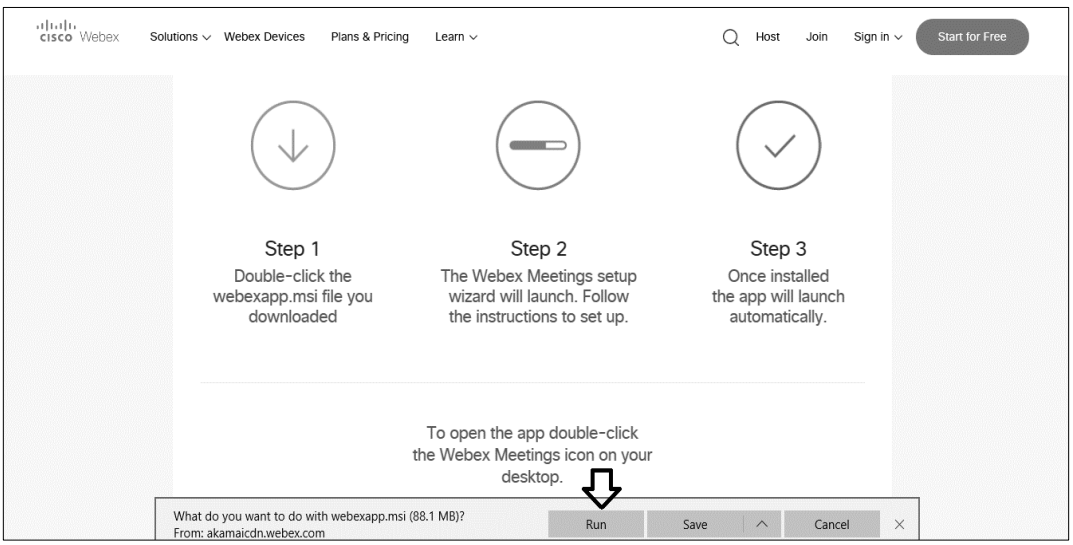

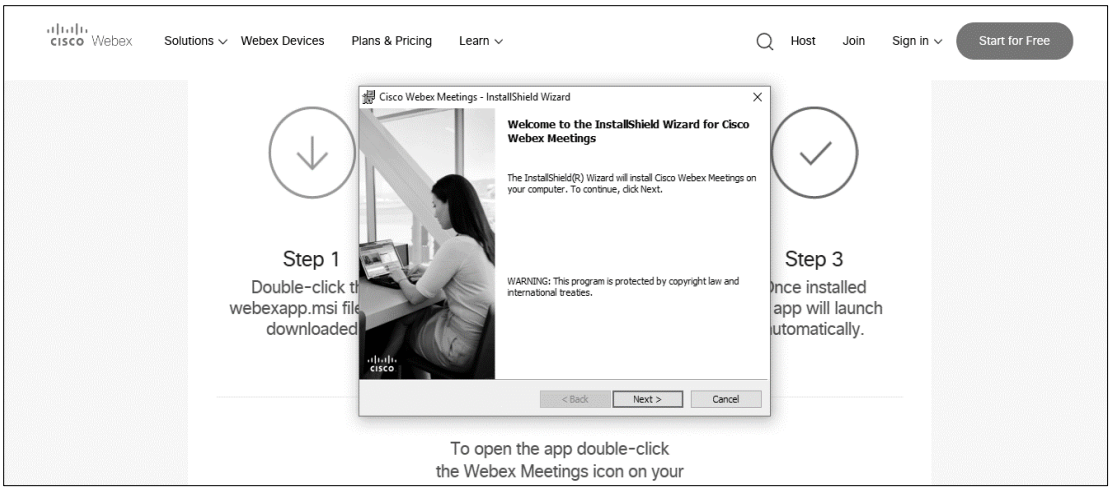
cisco Webex
Solutions
Webex Devices
Plans & Pricing
Learn
Host
Join
Sign in
Start for Free
Cisco Webex Meetings - InstallShield Wizard
Welcome to the InstallShield Wizard for Cisco Webex Meetings
The InstallShield(R) Wizard will install Cisco Webex Meetings on your computer. To continue, click Next.
WARNING: This program is protected by copyright law and international treaties.
< Back
Next >
Cancel
Step 1
Step 3
To open the app double-click
the Webex Meetings icon on your

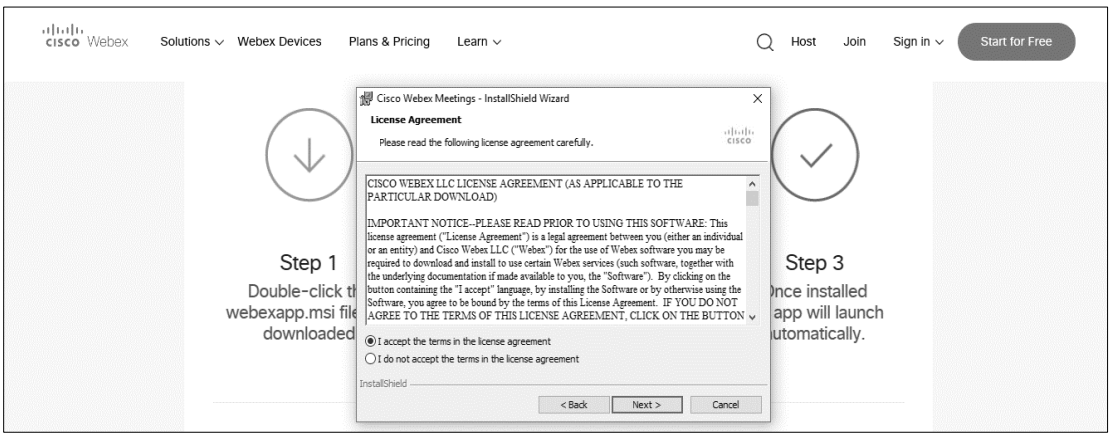
cisco Webex
Solutions
Webex Devices
Plans & Pricing
Learn
Host
Join
Sign in
Start for Free
Cisco Webex Meetings - InstallShield Wizard
License Agreement
Please read the following license agreement carefully.
CISCO WEBEX LLC LICENSE AGREEMENT (AS APPLICABLE TO THE PARTICULAR DOWNLOAD)
IMPORTANT NOTICE--PLEASE READ PRIOR TO USING THIS SOFTWARE: This license agreement ("License Agreement") is a legal agreement between you (either an individual or an entity) and Cisco Webex LLC ("Webex") for the use of Webex software you may be required to download and install to use certain Webex services (such software, together with the underlying documentation if made available to you, the "Software"). By clicking on the button containing the "I accept" language, by installing the Software or by otherwise using the Software, you agree to be bound by the terms of this License Agreement. IF YOU DO NOT AGREE TO THE TERMS OF THIS LICENSE AGREEMENT, CLICK ON THE BUTTON
I accept the terms in the license agreement
I do not accept the terms in the license agreement
InstallShield
< Back
Next >
Cancel
Step 1
Step 3

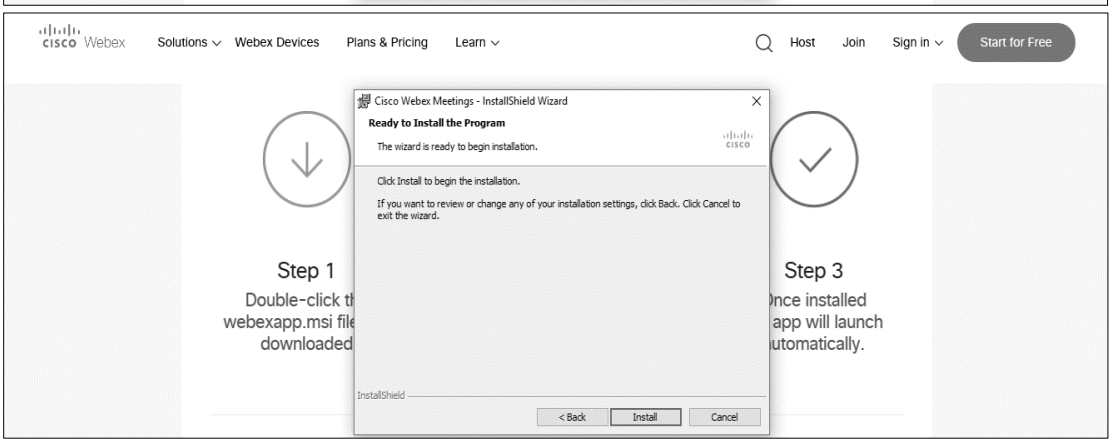
cisco Webex
Solutions
Webex Devices
Plans & Pricing
Learn
Host
Join
Sign in
Start for Free
Cisco Webex Meetings - InstallShield Wizard
Ready to Install the Program
The wizard is ready to begin installation.
Click Install to begin the installation.
If you want to review or change any of your installation settings, click Back. Click Cancel to exit the wizard.
InstallShield
< Back
Install
Cancel
Step 1
Step 3

or

a) If you do not want to download and install the Webex application, you may join the meeting by following the process mentioned as under:

Step 1: Enter your First Name, Last Name and Email ID and click on Join Now.
1 (A) : If you have already installed the Webex application on your device, join the meeting by clicking on Join Now

Click on Run a temporary application, an exe file will be downloaded. Click on this exe file to run the application and join the meeting by clicking on Join Now

1 (B) : If Webex application is not installed, a new page will appear giving you an option to either Add Webex to chrome or Run a temporary application.



Instructions for Shareholders to Speak during the Annual General Meeting through InstaMeet:

1. Shareholders who would like to speak during the meeting must register their request 5 days in advance with the Company on the Email Id. investorcare@jindalstainless.com.
2. Shareholders will get confirmation on first cum first basis depending upon the provision made by the Company.
3. Shareholders will receive "speaking serial number" once they mark attendance for the meeting.
4. Other shareholder may ask questions to the panellist, via active chat-board during the meeting.
5. Please remember speaking serial number and start your conversation with panellist by switching on video mode and audio of your device.

Shareholders are requested to speak only when moderator of the meeting/ management will announce the name and serial number for speaking.

Instructions for Shareholders/ Members to Vote during the Annual General Meeting through InstaMeet:

Once the electronic voting is activated by the scrutinizer/ moderator during the meeting, shareholders/ members who have not exercised their vote through the remote e-voting can cast the vote as under:

1. On the Shareholders VC page, click on the link for e-Voting "Cast your vote"
2. Enter your 16 digit Demat Account No. / Folio No. and OTP (received on the registered mobile number/ registered email Id) received during registration for InstaMEET and click on 'Submit'.
3. After successful login, you will see "Resolution Description" and against the same the option "Favour/ Against" for voting.
4. Cast your vote by selecting appropriate option i.e. "Favour/Against" as desired. Enter the number of shares (which represents no. of votes) as on the cut-off date under 'Favour/Against'.
5. After selecting the appropriate option i.e. Favour/Against as desired and you have decided to vote, click on "Save". A confirmation box will be displayed. If you wish to confirm your vote, click on "Confirm", else to change your vote, click on "Back" and accordingly modify your vote.
6. Once you confirm your vote on the resolution, you will not be allowed to modify or change your vote subsequently.

Note: Shareholders/ Members, who will be present in the Annual General Meeting through InstaMeet facility and have not casted their vote on the Resolutions through remote e-Voting and are otherwise not barred from doing so, shall be eligible to vote through e-Voting facility during the meeting. Shareholders/ Members who have voted through Remote e-Voting prior to the Annual General Meeting will be eligible to attend/ participate in the Annual General Meeting through InstaMeet. However, they will not be eligible to vote again during the meeting.

Shareholders/ Members are encouraged to join the Meeting through Tablets/ Laptops connected through broadband for better experience.

Shareholders/ Members are required to use Internet with a good speed (preferably 2 MBPS download stream) to avoid any disturbance during the meeting.

Please note that Shareholders/ Members connecting from Mobile Devices or Tablets or through Laptops connecting via Mobile Hotspot may experience Audio/Visual loss due to fluctuation in their network. It is therefore recommended to use stable Wi-FI or LAN connection to mitigate any kind of aforesaid glitches.

In case shareholders/ members have any queries regarding login/ e-voting, they may send an email to instameet@linkintime.co.in or contact on: - Tel: 022-49186175.

FOR ATTENTION OF SHAREHOLDERS

1. Those Members, who hold shares in physical form or who have not registered their email address with the Company and who wish to participate in the 40th AGM or cast their vote through remote e-Voting or through the e-Voting system during the meeting, may obtain the login ID and password by sending scanned copy of (i) a signed request letter mentioning the name, folio number and complete address; and (ii) self attested scanned copy of the PAN Card and any document (such as Driving Licence, Bank Statement, Election Card, Passport, Aadhar Card) in support of the address of the Member as registered with the Company; to the email address of the Company **investorcare@jindalstainless.com**.

   In case shares are held in demat mode, Members may obtain the login ID and password by sending scanned copy of (i) a signed request letter mentioning their name, DP ID-Client ID (16 digit DP ID + Client ID or 16 digit beneficiary ID); (ii) self attested scanned copy of client master or Consolidated Demat Account statement; and (iii) self attested scanned copy of the PAN Card, to the email address of the Company **investorcare@jindalstainless.com**

2. Members are requested to immediately notify to the Registrar any change in their address, in respect of equity shares held in physical mode and to their depository participants (DPs) in respect of equity shares held in dematerialised form.

3. As per provisions of the Companies Act, 2013 read with relevant Rules thereof, facility for making nominations is available to individuals holding shares in the Company. Members holding shares in physical form may obtain Nomination Form No. SH-13 from the Company's RTA. Members holding shares in electronic form are required to approach their DPs for the nomination.

4. The Company's equity shares are compulsorily traded in dematerialised form by all investors Shareholders are requested to get the shares dematerialised in their own interest.

5. **The Company has created an Email Id. 'investorcare@jindalstainless.com', which is being used exclusively for the purpose of redressing the complaints of the investors.**

6. Members should quote their Folio No. / DP Id-Client Id, email addresses, telephone / fax numbers to get a prompt reply to their communications.

7. The annual accounts and other related documents of the subsidiaries are available at the website of the Company and will be made available to any member of the Company who may be interested in obtaining the same. The consolidated financial statements of the Company include the financial results of all the subsidiary companies. The annual accounts of the subsidiary companies would be open and accessible for inspection by shareholder / investor at registered office of the Company and registered office of the subsidiary companies on any working day except holidays.

8. The Scrutinizer shall after the conclusion of e-Voting at the 40th AGM, first download the votes cast at the AGM and thereafter unblock the votes cast through remote e-Voting and shall make a consolidated scrutinizer's report of the total votes cast in favour or against, invalid votes, if any, and whether the resolution has been carried or not, and such Report shall then be sent to the Chairman or a person authorized by him, within 48 (forty eight)

hours from the conclusion of the 40th AGM, who shall then countersign and declare the result of the voting forthwith.

9. Members who wish to inspect the Register of Directors and Key Managerial Personnel and their shareholding maintained under section 170 of Companies Act, 2013 and Register of Contracts or arrangements in which directors are interested maintained under section 189 of the Companies Act, 2013 and Relevant documents referred to in this Notice of AGM and explanatory statement on the date of AGM in electronic mode can send an email to **investorcare@jindalstainless.com**.

10. Mandatory updating of PAN and Bank details against your physical holding

The Securities and Exchange Board of India (SEBI) vide its circular SEBI/HO/DOP1/CIR/P/2018/73 dated 20th April, 2018, mandated that the companies through their Registrar and Transfer Agents ("RTA") should take special efforts for collecting copies of PAN and bank account details for the security of the holders holding securities in physical form. Those security holders whose folio(s) do not have complete details relating to their PAN and Bank Account, or where there is any change in the bank account details provided earlier, have to compulsorily furnish the details to RTA/ Company for registration /updating.

You are therefore requested to submit the following to update the records:

- KYC Format duly filled in and signed by all the shareholders.
- Self-attested copy of Pan Card of all the shareholders.
- Cancelled Cheque leaf with name (if name is not printed, self-attested copy of the pass book showing the name of the account holder) of the first holder.
- Address proof (self-attested Aadhar-card) of the first holder.
- Any change in the name of the holders.

Note: You are requested to Ignore this communication if you have already updated you details with RTA / Company.

ADDITIONAL INFORMATION

Information as required in terms of Regulation 36(3) of the SEBI (Listing Obligations and Disclosure Requirements) Regulations, 2015 and Secretarial Standard - 2 issued by the Institute of Company Secretaries of India for Item Nos. 2, 5 & 6:

Brief Profile of directors appointed / re-appointed and the director, who retire by rotation and eligible for re-appointment:

Name of Director	Mr. Tarun Kumar Khulbe
DIN	07302532
Brief Resume	Mr. Tarun Kumar Khulbe was appointed the Whole Time Director of Jindal Stainless Limited (JSL) w.e.f. 15th May, 2018. With a formidable industry experience of more than 34 years, Mr. Khulbe has played an instrumental in steering JSL towards sustained operational excellence. Mr. Khulbe started his career with the then Raymond Steel, which later merged into Thyssen Krupps, Germany. There, he garnered rich and varied industrial experience spanning across India and Germany. In October 2004, Mr Khulbe joined Jindal Stainless as an Additional General Manager for the Cold Rolling Mills. Through a demonstrated ability to lead high-performing teams, he was selected to head the entire stainless steel operations at JSL in August 2012. Three years later, he assumed the role of Director and Chief Operating Officer for JSL. Mr. Khulbe combines hands-on knowledge and experience of people, plant, project and business units' management, which makes him a unique blend of a technocrat and a leader. He is an Engineering Graduate from MITS, Gwalior and MBA from Jamunalal Bajaj Institute of Management Studies, Mumbai.
Date of Birth (Age in years)	July 4, 1965 (55 years)
Qualification	Engineering graduate from MITS, Gwalior and MBA from JBIMS, Mumbai
Experience and expertise in specific functional area	Operations
Terms and conditions of appointment	In terms of Section 152(6) of the Companies Act, 2013, Mr. Tarun Kumar Khulbe who was appointed as a Whole-time Director at the Annual General Meeting held on 27th September, 2018, is liable to retire by rotation at 40th AGM of the Company.
Details of remuneration and remuneration last drawn	During financial year 2019-20, remuneration of Rs. 1.60 Crore was paid to Mr. Tarun Kumar Khulbe.
Date on which first appointed on the Board	15th May, 2018
Details of shareholding in the Company (As on 31st March, 2020)	47,076 equity shares of Rs. 2/- each.
Relationship with other Directors/Key Managerial Personnel ("KMP") (if any)	Mr. Tarun Kumar Khulbe is not related to any other Director or KMP of the Company.
Number of Board Meetings attended during the year 2019-20	4
Details of Directorships / Committee Chairmanship	**Directorship** • Jindal Stainless Steelway Limited

and Memberships in other public limited companies (As on 31st March, 2020)	• Jindal Stainless Park Limited **Committee membership** • Nil

Name of Director	Ms. Bhaswati Mukherjee	Mrs. Arti Luniya
DIN	07173244	05341955
Brief Resume	Ms Bhaswati Mukherjee, a Retired Diplomat, is a post graduate from University of Delhi and has completed her Degree (Superior) in French History and Civilization, Sorbonne University, Paris, France. Ms. Mukherjee has versatile experience of more than 40 years and has expertise in Human Rights, Disarmament and Arms Control Issues, World Heritage, Culture and Cultural Diversity, Gender Issues, India´s relations with European Union, EU Expansion and Euro zone Crisis, Refugee Rights, Management and Administrative Reform and on Corporate Governance. She has successfully completed FICCI course on 'Woman and Corporate Governance' in 2016. Ms Bhaswati Mukherjee is also the author of: (i) India and EU: an insider view; and (ii) Bengal and it's Partition: the untold story Besides various assignments starting from the year 1976, she has been Ambassador of India to the Netherlands from July 2010 to July 2013.	Mrs. Luniya, holds 39 years of steel industry expertise, having worked in Steel Authority of India Ltd. ("SAIL") – a US$ 8 billion turnover Indian steel company. Besides invaluable experience in sales and marketing of steel, she was responsible for Risk Management and coal procurement function in SAIL, giving her rare insight into the entire supply chain. Being an effective strategiser, coupled with her experience of leading strong execution teams, makes her well-equipped for an oversight role. Additionally, she was also an Advisor to Evidence for Policy Design (EPoD) at HARVARD Kennedy School of Public Policy. Mrs. Luniya is Master of Arts (International Relations) from Jawaharlal Nehru University, Delhi.
Date of Birth (Age in years)	14th June, 1953 (67 Years)	7th February, 1956 (64 years)
Qualification	Post graduate from University of Delhi and holds Degree (Superior) in French History and Civilization, Sorbonne University, Paris, France.	Master of Arts (International Relations)
Experience and expertise in specific functional area	Corporate Governance, administrative reforms	Expertise in Steel industry
Terms and conditions of appointment	Please refer to the resolution at Item No. 5 for details.	Please refer to the resolution at Item No. 6 for details.
Details of remuneration and remuneration last drawn	Sitting Fees of Rs. 4.90 Lacs was paid for attending Board/Committee	Sitting Fees of Rs. 1 Lac was paid for attending Board meeting held during FY

	meetings held during FY 2019-20	2019-20
Date on which first appointed on the Board	15th July, 2017	26th November, 2019
Details of shareholding in the Company	NIL	NIL
Relationship with other Directors/Key Managerial Personnel ("KMP") (if any)	She is not related to any other Director or KMP of the Company	She is not related to any other Director or KMP of the Company
Number of Board Meetings attended during the year 2019-20	4	1
Details of Directorships / Committee Chairmanship and Memberships in other public limited companies (As on 31st March, 2020)	**Directorship** • JK Lakshmi Cement Limited • Udaipur Cement Works Limited **Committee membership** • Member of CSR Committee of JK Lakshmi Cement Limited	**Directorship** • Jindal Stainless (Hisar) Limited **Committee membership** • Member of Audit Committee and Risk Management Committee of Jindal Stainless (Hisar) Limited

DIRECTOR'S REPORT

TO

THE MEMBERS,

Your Directors have pleasure in presenting the 40th Annual Report on the business and operations of your Company together with the Audited Statement of Accounts for the financial year ended 31st March, 2020.

FINANCIAL RESULTS

Your Company's performance for the financial year ended 31st March, 2020 is summarized below:

(Rs. in Crore)

Sl. No.	Particulars	For the financial year ended (Standalone)		For the financial year ended (Consolidated)	
		31.03.2020	31.03.2019	**31.03.2020**	31.03.2019
I	Revenue from operations	**12,320.11**	12,585.01	**12,950.87**	13,557.33
II	Other income	**36.98**	27.58	**39.89**	32.61
III	Total income	**12,357.09**	12,612.59	**12,990.76**	13,589.94
IV	Total expenses	**12,121.04**	12,398.24	**12,822.08**	13,381.13
V	EBITDA	**1,174.82**	1,135.94	**1,139.48**	1,164.57
VI	Profit before exceptional items, tax and share of net profit of investments accounted for using equity method	**236.05**	214.35	**168.68**	208.81
VII	Share of profits from associates	**-**	-	**(7.86)**	12.23
VIII	Profit before exceptional items and tax	**236.05**	214.35	**160.82**	221.04
IX	Exceptional items	**8.31**	6.31	**4.44**	0.67
X	Profit after exceptional items but before tax	**244.36**	220.66	**165.26**	221.71
XI	Tax expense	**91.48**	81.62	**92.64**	76.60
XII	Profit for the year	**152.88**	139.04	**72.62**	145.11
XIII	Total other comprehensive income	**(1.01)**	(0.40)	**7.34**	(2.44)
XIV	Total comprehensive income for the year (comprising profit and other comprehensive income for the year)	**151.87**	138.64	**79.96**	142.67

FINANCIAL HIGHLIGHTS

During the year, revenue from the operations of your Company on standalone basis stood at Rs. 12,320.11 Crore as compared to Rs. 12,585.01 Crore during the previous financial year 2018-19. An uptick of 3% was recorded in Company's Profit before other income, Finance Cost, Depreciation, Exceptional Items, Tax & Amortization (EBITDA) during the financial year ended 31st March, 2020. EBITDA during the financial year 2019-20, on standalone basis stood at Rs. 1,174.82 Crore as compared to Rs. 1,135.94 Crore during previous year. Despite of slowdown in GDP growth and pressure exerted from imports of stainless steel from ASEAN and FTA Countries, the Net profit of the Company on standalone basis registered a growth of 10% and stood at Rs. 152.88 Crore as compared to net profit of Rs. 139.04 Crore during the previous financial year 2018-19.

Further, during the year, the consolidated revenue from operations of the Company stood at Rs. 12,950.87 Crore as compared to Rs. 13,557.33 Crore during the previous financial year 2018-19. Consolidated EBITDA stood at Rs. 1,139.48 Crore as compared to Rs. 1,164.57 Crore during previous year. The Net profit on consolidated basis stood at Rs. 72.62 Crore.

OPERATIONS

Your Company has been able to improve its performance significantly during the year 2019-20. During the period under review, Steel Melting Shop produced 9,73,995 MT.

The production at Ferro Alloys during the year was 2,27,727 MT against 2,24,611 MT during the previous year 2018-19. The Captive Power Plants (2 X 125 MW) generated 1,862 Million Units (gross) of power during the period under review as compared to 1,821 Million Units in the year 2018-19.

CREDIT RATING(S)

During the period under review, the credit rating(s) were reaffirmed by the rating agencies for the long term / short term borrowings of the Company, as under:

- CARE credit rating: "CARE BBB- (Outlook: Stable)/A3"
- Fitch's India Ratings & Research rating: "IND BBB/A3+ (Outlook: Stable)"

EXIT FROM CORPORATE DEBT RESTRUCTURING (CDR) FRAMEWORK

Based on the superior financial performance of the Company, State Bank of India, acting in the capacity as the monitoring institution on behalf of the CDR lenders, vide its letter dated 4th March, 2020, confirmed that the Company has successfully exited CDR framework, with effect from 31st March, 2019. The CDR exit marks a significant step forward for the Company underlying improvement in its liquidity profile and profitability. This exit will pave the way for a new phase of growth and a whole new era of success.

DIVIDEND & TRANSFER TO RESERVES

In terms of the Dividend Distribution Policy of the Company and as per SEBI (Listing Obligations and Disclosure Requirements) Regulations, 2015 ("**SEBI LODR**"), equity shareholders of the Company may expect dividend if the Company is having surplus funds and after taking into consideration the relevant internal and external factors as mentioned in the said Policy. Accordingly, considering the cash position, fund requirements for growth of business of your Company and agreement with the Lenders, the Board of Directors has not recommended any dividend for the financial year ended 31st March, 2020. Further, no amount is proposed to be transferred to the reserves of your Company. The Dividend Distribution Policy is available on Company's website at the following link:

http://www.jslstainless.com/pdf/JSL-Dividend-Distribution-Policy_482018_R.pdf.

SHARE CAPITAL

As on 31st March, 2020, the paid up share capital of your Company was Rs. 97,44,69,200/- divided into 48,72,34,600 equity shares of face value Rs. 2/- each.

During the year under review, the Company has allotted 80,12,940 equity shares of face value of Rs. 2/- each on preferential basis to JSL Limited, a promoter group company and redeemed 14,28,30,637 Optionally Convertible Redeemable Preference Shares ("OCRPS") having face value of Rs.2/- each, earlier issued to the lenders of the Company at a price of Rs. 39.10 per OCRPS. Accordingly, the preferential share capital as at the financial year ended 31st March, 2020 is Nil.

MANAGEMENT DISCUSSION AND ANALYSIS REPORT

Management Discussion and Analysis Report as required under the SEBI LODR forms part of this Director's Report.

NON CONVERTIBLE DEBENTURES

During the year under review, the Company has issued and allotted on private placement basis, 4,000 senior, unlisted, secured, redeemable, rated and non-convertible debentures having nominal value of Rs. 10,00,000/- each, aggregating to Rs. 400,00,00,000/- (Rupees Four Hundred Crore only) to Kotak Special Situations Fund, registered with SEBI as Alternative Investment Fund. The funds raised through issue of aforesaid debentures assisted the Company in redemption of the OCRPS.

TRANSFER TO INVESTOR EDUCATION AND PROTECTION FUND

During the year under review, your Company has transferred unclaimed and unpaid amounts of fixed deposits aggregating to Rs. 1,82,019/- to Investor Education and Protection Fund. During the financial year 2019-20, there was no unclaimed dividend which was required to be transferred to Investor Education and Protection Fund of Government of India.

INFORMATION TECHNOLOGY

Your Company has been an industry leader in embarking up on a digital transformation journey by implementing cutting-edge technology solutions in the manufacturing industry. Information Technology has been instrumental in enabling smoother, faster, and transparent processes across multiple divisions of Company's major operations and activities.

Under the gamut of our upgraded and newly introduced SAP initiatives, the Company has successfully implemented integration of barcode devices with SAP for bay-wise tracking of vehicles inside plant resulting in reduced turnaround time, implementation of paperless material receiving (GRN) process for high-value consumables, railway rake container management system to avoid detention charges, and mapping sales and accidental return process in SAP.

A plethora of other digital initiatives in the plant are changing the way we conduct our business. The Company has adopted industry-specific e-commerce best practices by on-boarding Hybris Commerce, starting with the roll-out of the e-Auction platform. The customers of the Company can now access a Customer 360˚ view, which gives them relevant information in the form of reports and dashboards covering every aspect of the customer's interaction with us. Moreover, vehicle tracking data is now one click away. Online order placement for our high-selling-SKUs and online payments have also been rolled-out. Company's presales product, C4C, has been tightly integrated with Hybris Commerce to provide expeditious service and an Assisted Service Module has been activated to aid the Customer Support Team in efficiently addressing the queries of the customers.

Your Company has also successfully explored other technologies to provide solutions like the Kaizen portal, which have improved the management and tracking of quality circle projects across the plant. Apart from this, digitization of Captive Power Plant (CPP) management communication has increased power consumption visibility in the Company. An online project tracker portal, Pariyojna, has been made to capture progress of different projects in the plant under different categories (Cost/Quality/Productivity/EHS).

As we deep dive into the sea of technology, we find that the power of IT is beyond imagination. The Company is taking concrete steps to harness this potential. The sheer perseverance and unwavering dedication of the Company's IT team are the bedrock of this exceptional performance on our digital transformation journey.

CONSOLIDATED FINANCIAL STATEMENTS

In accordance with the Companies Act, 2013 ("**the Act**"), SEBI LODR and Ind-AS 110 on Consolidated Financial Statements read with Ind-AS-28 on investments in Associates and Ind-AS-31 on interests in Joint Ventures, the Audited Consolidated Financial Statements for the financial year ended 31st March, 2020 are provided in the Annual Report.

SUBSIDIARY AND ASSOCIATE COMPANIES

As on the date of this Report, your Company has 5 direct subsidiaries, namely (i) Jindal Stainless FZE, Dubai; (ii) PT Jindal Stainless Indonesia; (iii) JSL Group Holdings Pte. Ltd., Singapore; (iv) Iberjindal S.L., Spain and (v) Jindal Stainless Park Limited.

Your Company also has three associate companies namely, Jindal United Steel Limited, Jindal Coke Limited and Jindal Stainless Corporate Management Services Pvt. Ltd. Further, your Company is an associate company of Jindal Stainless (Hisar) Limited. In terms of the provisions of Section 136 of the Act, the standalone financial statements of the Company, consolidated financial statements of the Company, along with other relevant documents and separate audited accounts of the subsidiaries, are available on the website of the Company, at the link:
http://www.jslstainless.com/financialstatements.html

The members, if they desire, may write to the Secretarial Department of the Company at O.P. Jindal Marg, Hisar – 125005 (Haryana) to obtain the copy of the financial statements of the subsidiary companies. A statement containing the salient features of the financial statement of the subsidiaries and associate companies in the prescribed Form AOC-1 is attached along with financial statements. The statement also provides the details of performance and financial position of each of the subsidiary company. Your Company has framed a policy for determining "Material Subsidiary" in terms of Regulation 16(6) of SEBI LODR, which is available at the website of the Company at the link:

https://www.jslstainless.com/pdf/Policy%20on%20Material%20Subsidiaries.pdf

As on 31st March, 2020, there were no material subsidiaries of the Company.

DIRECTORS AND KEY MANAGERIAL PERSONNEL

During the year under review, the Board had inducted Mr. Jayaram Easwaran and Mrs. Arti Luniya as an Additional Director (Independent) on the Board of w.e.f. 5th August, 2019 and 26th November, 2019, respectively. The shareholders approved the appointment of Mr. Easwaran at the Annual General Meeting ("**AGM**") of the Company held on 4th September, 2019. Proposal for confirmation of appointment of Mrs. Arti Luniya will be placed before the shareholders at the ensuing AGM of the Company. In accordance with the provisions of the Act, Mr. Tarun Kumar Khulbe, is liable to retire by rotation at the ensuing AGM and being eligible, offers himself for re-appointment.

Ms. Bhaswati Mukherjee was appointed as an Independent Director of the Company with effect from 15th July, 2017, for a term of three years. Pursuant to the recommendation of the Nomination and Remuneration Committee, the Board at its Meeting held on 6th June, 2020 has approved the re-appointment of Ms. Bhaswati Mukherjee for a further term of three years from 15th July, 2020, subject to the approval of shareholders through special resolution.

Brief resumes of the abovementioned Directors being appointed / re-appointed, nature of their expertise in specific functional areas, details of Directorship in other companies, membership / chairmanship of committees of the board and other details, as stipulated under Regulation 36(3) of SEBI LODR and Secretarial Standard - 2 issued by The Institute of Company Secretaries of India, are given in the Notice forming part of the Annual Report.

Mr. T.S. Bhattacharya ceased to be Independent Director of the Company w.e.f. 22nd September, 2019, on completion of his second term as Independent Director. Further, due to personal reasons, Dr. Rajeev Uberoi resigned from the position of Independent Director of the Company w.e.f. 2nd July 2019.

All the Independent Directors have given declaration to the Company that they meet the criteria of independence as provided in Section 149(6) of the Act, and Regulation 16 of SEBI LODR. The Independent Directors have also confirmed that they have complied with the Company's Code of Conduct for Board Members and Senior Management. Further, all the Directors have also confirmed that they are not debarred to act as a Director by virtue of any SEBI order.

Your Company has also devised a Policy on Familiarization Programme for Independent Directors which aims to familiarize the Independent Directors with your Company, nature of the industry in which your Company operates, business operations of your Company etc. The said Policy may be accessed on your Company's website at the link:

https://www.jslstainless.com/pdf/DETAILS-OF-FAMILIARIZATION-PROGRAMMES-IMPARTED-TO-INDEPENDENT-DIRECTORS-JSL.pdf

BOARD EVALUATION

An annual performance evaluation of all Directors, the Committees of the Board and the Board as a whole was carried out during the year. For the purpose of carrying out performance evaluation, assessment questionnaires were circulated to all Directors and their feedback was obtained and recorded.

FIXED DEPOSITS

Your Company had stopped accepting / renewing deposits from 1st April, 2014. In compliance of the CLB Order, your Company has repaid the entire outstanding deposits on 30th June, 2016. As on 31st March, 2020, your Company had total outstanding unclaimed matured deposits of Rs. 19,99,345/-.

The details relating to deposits, covered under Chapter V of the Act are provided hereunder:

1. Accepted during the year: Nil
2. Remained unpaid or unclaimed as at the end of the year due to pending clearance of cheques including interest: Rs. 19,99,345/- (unclaimed matured)
3. Whether there has been any default in repayment of deposits or payment of interest thereon during the year and if so, number of such cases and the total amount involved: - no default has been made and hence these details are not applicable.
    1. at the beginning of the year: Not Applicable
    2. maximum during the year: Not Applicable
    3. at the end of the year: Not Applicable
4. The details of deposits, not in compliance with the requirements of Chapter V of the Act: Nil

PARTICULARS REGARDING THE CONSERVATION OF ENERGY, TECHNOLOGY ABSORPTION, FOREIGN EXCHANGE EARNINGS AND OUTGO

The information on conservation of energy, technology absorption and foreign exchange earnings and outgo stipulated under Section 134(3)(m) of the Act read with Rule 8 of the Companies (Accounts) Rules, 2014, is annexed herewith as **Annexure - I** to this Report.

PARTICULARS OF EMPLOYEES

Disclosures pertaining to remuneration and other details as required under Section 197(12) of the Act read with Rule 5(1) of the Companies (Appointment and Remuneration of Managerial Personnel) Rules, 2014 are provided in the prescribed format and annexed herewith as **Annexure - II** to this Report.

The statement containing particulars of employees as required under Section 197(12) of the Act read with Rule 5(2) & (3) of the Companies (Appointment and Remuneration of Managerial Personnel) Rules, 2014, is provided in a separate annexure forming part of this Report. Having regard to the provisions of the second proviso to Section 136(1) of the Act, the Annual Report excluding the aforesaid information is being sent to the members of the Company. The said information is available for inspection at the Registered Office of the Company during working hours and any member interested in obtaining such information may write to the Secretarial Department of the Company and the same will be furnished on request.

STATUTORY AUDITORS AND AUDITORS' REPORT

Walker Chandiok & Co. LLP, Chartered Accountants, Statutory Auditors of the Company, were appointed by the Shareholders at the 37th AGM of the Company held on 26th September, 2017, for a period of five consecutive years until the conclusion of the 42nd AGM of the Company. The ratification of their appointment, pursuant to Section 139 of the Act, is not required, in terms of Notification No. S.O. 1833(E) dated 7th May, 2018, issued by the Ministry of Corporate Affairs and accordingly, the item will not be included in the Notice of the ensuing AGM of the Company. The Statutory Auditors have confirmed that they are not disqualified from continuing as Auditors of the Company.

The Notes to financial statements referred to in the Auditors' Report are self-explanatory and do not call for any further comments. The Auditors' Report do not contain any qualification, reservation or adverse remark. During the year under review, the Statutory Auditors have not reported any incident related to fraud to the Audit Committee or the Board under Section 143(12) of the Act.

COST AUDITORS

In accordance with the provisions of Section 148 of the Act, read with the Companies (Cost Records and Audit) Rules, 2014, your Company is required to get its cost accounting records audited by a Cost Auditor. The Board has appointed M/s. Ramanath Iyer & Co., Cost Accountants, for this purpose for financial year 2020-21.

The remuneration payable to the Cost Auditors for the financial year 2020-21 shall be placed for ratification by members at the ensuing AGM in terms of Section 148 of the Act read with Rule 14 of the Companies (Audit and Auditors) Rules, 2014.

SECRETARIAL AUDITORS

The Board had appointed M/s. Vinod Kothari & Company, Practicing Company Secretaries, to conduct Secretarial Audit for the financial year 2019-20. In terms of Regulation 24A of SEBI LODR, the Secretarial Audit Report for the financial year ended 31st March, 2020 is annexed herewith as **Annexure – III** to this Report. The Secretarial Audit Report does not contain any qualification, reservation or adverse remark. In line with the Circular dated February 08, 2019 issued by the Securities and Exchange Board of India, Annual Secretarial Compliance Report for the year ended 31st March, 2020 confirming compliance of all applicable SEBI Regulations, Circulars and Guidelines, by the Company was issued by M/s Vinod Kothari & Co., Practicing Company Secretaries and filed with the Stock Exchanges on 12 June, 2020. The same is available on the website of the Company at www.jslstainless.com.

RISK MANAGEMENT

The Board of Directors had constituted a Risk Management Committee which has been entrusted inter alia with the following functions: (a) Framing of Risk Management Plan and Policy; (b) Overseeing implementation / Monitoring of Risk Management Plan and Policy; (c) Identifying emerging risks and reviewing risk mitigation strategies; and (d) Formulating a cyber security plan and overseeing its implementation.

Your Company has laid down procedures to inform Board members about risk assessment and minimization strategy. The Board doesn't foresee any immediate risk which threatens the existence of the Company. The details of Risk Management Committee are mentioned in the Corporate Governance Report.

INTERNAL FINANCIAL CONTROLS

Your Company has in place adequate internal financial controls with reference to financial statements. During the year under review, such controls were tested and no reportable material weakness in the design or operation was observed.

AUDIT COMMITTEE

Composition of the Audit Committee of the Board, along with the details of meetings held during the financial year under review and attendance of Committee members at the said meetings, have been provided in the Corporate Governance Report. All the recommendations made by the Audit Committee during the financial year 2019-20 were accepted by the Board.

CORPORATE SOCIAL RESPONSIBILITY

The Corporate Social Responsibility ("**CSR"**) Committee has formulated and recommended to the Board, a Corporate Social Responsibility Policy ("**CSR Policy**") indicating the focus areas of Company's CSR activities.

Since there were no profits (calculated in accordance with the provisions of Section 198 of the Act) during last three financial years, therefore the Company is not mandated under Section 135 of the Act, to incur expenditure on CSR for the financial year 2019-20. However being guided by the vision and philosophy of its Founder Late Shri O. P. Jindal, your Company has planned interventions in various fields including education & vocational training, integrated health care, women empowerment, social projects, rural infrastructure development, environment sustainability & sports.

The CSR Policy can be accessed on your Company's website at the link:
https://www.jslstainless.com/pdf/JSL%20CSR%20Policy.pdf

CSR COMMITTEE

As on 31st March, 2020, the CSR Committee comprises of the following members:

Sl. No.	Name	Status	Category
1	Mr. Ratan Jindal	Chairman	Executive, Non Independent Director
2	Ms. Bhaswati Mukherjee[1]	Member	Non-Executive, Independent Director
3	Mr. Tarun Kumar Khulbe	Member	Executive, Non Independent Director

1. Ms. Bhaswati Mukherjee was inducted as a member of the CSR Committee w.e.f. 11th November, 2019.

BUSINESS RESPONSIBILITY REPORT

Your Company is committed to grow the business responsibly with a long term perspective as well as to the nine principles enshrined in the National Voluntary Guidelines (NVGs) on social, environmental and economic responsibilities of business, as notified by the Ministry of Corporate Affairs, Government of India, in July, 2011.

The Business Responsibility Report ("BRR") of the Company as per the requirements of Regulation 34(2)(f) of the SEBI LODR describing the initiatives taken by the Company from an environmental, social and governance perspective, along with all the related policies can be viewed on the Company's website at https://www.jslstainless.com/business_responsiblity_report.php.

POLICY ON PREVENTION OF SEXUAL HARASSMENT

Your Company has in place a policy on prevention of sexual harassment at workplace in accordance with the provisions of Prevention, Prohibition and Redressal of Sexual Harassment of Women at Workplace Act, 2013. The policy aims at prevention of harassment of women employees and lays down the guidelines for identification, reporting and prevention of sexual harassment. There is an Internal Complaints Committee which is responsible for redressal of complaints related to sexual harassment and follows the guidelines provided in the policy.

Further, in terms of the provisions of the SEBI LODR, the details in relation to the Sexual Harassment of Women at Workplace (Prevention, Prohibition and Redressal) Act, 2013, for the financial year ended on 31st March, 2020 are as under:

a. Number of complaints pertaining to sexual harassment filed during the financial year: NIL
b. Number of complaints pertaining to sexual harassment disposed off during the financial year: NIL
c. Number of complaints pertaining to sexual harassment pending as at the end of the financial year: NIL

STOCK EXCHANGES WHERE THE SHARES ARE LISTED

National Stock Exchange of India Ltd., ("NSE")
Exchange Plaza, 5th Floor, Plot No. C/1,
G – Block, Bandra-Kurla Complex,
Bandra (E), Mumbai – 400 051

BSE Ltd. ("BSE")
Phiroze Jeejeebhoy Towers,
Dalal Street,
Mumbai – 400 001

The Company pays annual listing fee to NSE and BSE. No shares of your Company were delisted during the financial year 2019-20. The Global Depository Shares ("GDS") are listed on Luxembourg Stock Exchange.

EXTRACT OF ANNUAL RETURN

The extract of annual return in Form MGT-9 in terms of the provisions of Section 92 (3) of the Act is annexed herewith as **Annexure - IV** to this Report and is also posted on the website of your Company which can be accessed at the link: https://jslstainless.com/annualreports.html

NUMBER OF BOARD MEETINGS

The Board of Directors met 4 (four) times during the financial year ended on 31st March, 2020. The details of Board Meetings and the attendance of the Directors are provided in the Corporate Governance Report.

WHISTLE BLOWER POLICY / VIGIL MECHANISM

Pursuant to the provisions of Section 177(10) of the Act, read with the Companies (Meetings of Board and its Powers) Rules, 2014 and Regulation 22 of the SEBI LODR, your Company has a Vigil Mechanism namely, Whistle Blower Policy for directors, employees and business partners to report genuine concerns about unethical behavior, actual or suspected fraud or violation of your Company's code of conduct or ethics policy and to ensure that whistleblower is protected. The Whistle Blower Policy is posted on the website of your Company and can be accessed at the link:

http://jslstainless.com/pdf/WB%20Policy.pdf

PARTICULARS OF LOANS, GUARANTEES AND INVESTMENTS BY THE COMPANY UNDER SECTION 186 OF THE COMPANIES ACT, 2013

The particulars of loans, guarantees and investments by your Company under Section 186 of the Act are stated in Notes to Accounts, forming part of this Annual Report.

CONTRACTS OR ARRANGEMENTS WITH RELATED PARTIES

All related party transactions that were entered and executed during the year under review were at arms' length basis. As per the provisions of Section 188 of the Act and Rules made thereunder read with Regulation 23 of SEBI LODR, your Company had obtained approval of the Audit Committee under omnibus approval route and / or under specific agenda item for entering into such transactions.

Particulars of contracts or arrangements entered into by your Company with the related parties referred to in Section 188(1) of the Act, in prescribed form AOC-2, is annexed herewith as **Annexure – V** to this Report.

Your Directors draw attention of the members to notes to the financial statements which inter-alia set out related party disclosures. The Policy on materiality of related parties transactions and dealing with related parties as approved by the Board may be accessed on your Company's website at the link:

http://www.jslstainless.com/pdf/Policy%20on%20dealing%20with%20Related%20Party%20Transactions.pdf.

In terms of Regulation 23 of the SEBI LODR, approval of the members for all material related party transactions will be taken at the ensuing AGM. The details pertaining to transaction with person or entity belonging the promoter/promoter group which holds 10% or more shareholding in the Company is mentioned in the Standalone Financial Statement.

CHANGE IN THE NATURE OF BUSINESS, IF ANY

There has been no change in the nature of Company's business during the financial year ended on 31st March, 2020.

COVID 19 IMPACT

Due to the outbreak of Coronavirus Disease 2019 (COVID-19), declared a pandemic by the World Health Organization, the nationwide lockdown was imposed by the Central and State Government(s) to control the spread of the disease. Accordingly the manufacturing facilities of the Company remained closed from 25th March, 2020 to 4th May, 2020. In compliance with the directives issued by the Government, the Company resumed operations on 5th May, 2020 in a phased manner. The Company ensured the health and safety of all involved stakeholders by enforcing all published Government guidelines for social distancing and safety. As per the resumption plan of the Company, operations will be ramped-up gradually aligned with the market outlook.

The aforesaid lockdown has disturbed the economic activity through interruption in manufacturing process, disruption in supply chain, etc. The Company believes that due to strong business fundamentals, this pandemic may not have a significantly adverse impact on the operations and performance of the Company in the long term. Furthermore, the Company has also constituted an internal cross-functional COVID task force that is monitoring the situation on a real time basis for immediate course corrections and stabilising business operations.

POLICY ON DIRECTORS' APPOINTMENT AND REMUNERATION AND OTHER DETAILS

The Nomination and Remuneration Committee (NRC) considers the best remuneration practice in the industry and while fixing the appropriate remuneration package and for administering the long-term incentive plans. Further, the compensation and packages of the Directors, key Managerial Personnel, Senior Management and other employees is designed in terms of remuneration policy framed by the NRC. The remuneration policy of your company can be viewed at the following link:
http://www.jslstainless.com/pdf/JSL%20Remuneration%20Policy.pdf

MATERIAL CHANGES AND COMMITMENTS, IF ANY, AFFECTING THE FINANCIAL POSITION OF THE COMPANY

No material changes and commitments affecting financial position of your Company have occurred between the end of the financial year of the Company to which Financial Statements relate and the date of this Report.

ANY SIGNIFICANT AND MATERIAL ORDERS PASSED BY THE REGULATORS OR COURTS OR TRIBUNALS IMPACTING THE GOING CONCERN STATUS AND COMPANY'S OPERATIONS IN FUTURE

During the financial year 2019-20 there was no such significant and material order passed by the regulators / courts / tribunals impacting the going concern status and Company's operations in future.

SECRETARIAL STANDARDS

The Directors state that applicable Secretarial Standards, i.e., SS-1 and SS-2, relating to 'Meetings of the Board of Directors' and 'General Meetings', respectively, have been duly followed by the Company.

DIRECTORS' RESPONSIBILITY STATEMENT

Pursuant to the requirement under Section 134(5) of the Act with respect to directors' responsibility statement, it is hereby confirmed that:

a) in the preparation of the annual accounts, the applicable accounting standards had been followed along with proper explanation relating to material departures;
b) the Directors had selected such accounting policies and applied them consistently and made judgments and estimates that are reasonable and prudent so as to give a true and fair view of the state of affairs of the Company as at 31st March, 2020 and of the profit of the Company for the year ended on that date;
c) the Directors had taken proper and sufficient care for the maintenance of adequate accounting records in accordance with the provisions of the Companies Act, 2013 for safeguarding the assets of the Company and for preventing and detecting fraud and other irregularities;
d) the Directors had prepared the annual accounts on a going concern basis;
e) the Directors had laid down internal financial controls to be followed by the Company and such internal financial controls are adequate and were operating effectively; and
f) the Directors had devised proper systems to ensure compliance with the provisions of all applicable laws and that such systems were adequate and operating effectively.

CORPORATE GOVERNANCE

A separate section on Corporate Governance and a certificate from the practicing Company Secretary regarding compliance of conditions of Corporate Governance as stipulated under the SEBI LODR, forms part of the Annual Report.

OTHER DISCLOSURES

Your Directors state that no disclosure or reporting is required in respect of the following items as there were no transactions pertaining to the below items during the period under review:

a) Issue of equity shares with differential voting rights as to dividend, voting or otherwise.
b) Issue of shares (including sweat equity shares) to the employees of the Company under any Scheme.
c) Neither the Managing Director(s) nor the Whole-time Director of the Company receive any remuneration or commission from any of the subsidiary companies save and except as disclosed in the annexure(s) to this Report.

ACKNOWLEDGEMENT

Your Directors would like to express their gratitude for the valuable assistance and co-operation received from shareholders, banks, government authorities, customers and vendors. Your Directors also wish to place on record their appreciation for the committed services of all the employees of the Company.

For and on behalf of the Board of Directors

Place: New Delhi
Date: 6 June, 2020

Abhyuday Jindal	**Tarun Kumar Khulbe**
Managing Director	**Wholetime Director**
DIN: 07290474	**DIN: 07302532**

ANNEXURE I TO DIRECTORS' REPORT

CONSERVATION OF ENERGY, TECHNOLOGY ABSORPTION AND FOREIGN EXCHANGE EARNINGS AND OUTGO PURSUANT TO PROVISIONS OF SECTION 134 OF THE COMPANIES ACT, 2013 READ WITH THE COMPANIES (ACCOUNTS) RULES, 2014.

(A) CONSERVATION OF ENERGY

The steps taken for conservation of energy:

1. Captive Power Plant Energy Conservation

- **Modification in Mill 1A for reduction in Specific Power Consumption of Mill:**

  - Bowl height of Coal Mill was optimized & decreased to 80 mm from 100 mm and Throat gap (Air port Gap) was reduced to 80 mm from 90 mm.
  - Air Restriction Gap was reduced to 6 mm from 12 to 18 mm & Classifiers of Mills were adjusted accordingly to maintain the required fineness.
  - These modifications resulted in reduction in specific power consumption & increased throughput of the mill.
  - Annual Energy Savings of 5,05,560 kWh and financial saving of Rs. 30.33 Lakhs per annum was achieved with an investment of Rs. 2 Lakhs.

- **Modification in Mill 2A for reduction in Specific Power Consumption of Mill:**

  - Bowl height of Coal Mill was optimized & decreased to 80 mm from 90 mm and Throat gap (Air port Gap) was reduced to 80 mm from 88 mm.
  - Classifiers of Mills were adjusted accordingly to maintain the required fineness.
  - These modifications resulted in reduction in specific power consumption & increased throughput of the mill.
  - Annual Energy Savings of 2,01,960 kWh financial saving of Rs. 12.11 Lakhs per annum was achieved with an investment of Rs. 2 Lakhs.

- **Replacements of Conventional Pneumatic Actuators :**

  - Retrofitting of Consistent Positioning Modulated Drive (Hart Type Electronic Actuator) done in place of Conventional Pneumatic actuator in ID Fan # 1A ID Fan # 1B.
  - Annual Energy Savings of 15,280 kWh financial saving of Rs.3.91 Lakhs per annum was achieved with an Investment of Rs. 13 Lakhs.
  - The Company also retrofitted Consistent Positioning Modulated Drive (Hart Type Electronic Actuator) in place of Conventional pneumatic actuator in FD Fan # 1A & FD Fan # 1B.
  - Annual Energy Savings of 8927 kWh financial saving of Rs.2.53 Lakhs per annum was achieved with an Investment of Rs. 4 Lakhs.

- **Improved Efficiency of Unit#2 regenerative feed water cycle :**

  - Substantial reduction in loss of Unit#2 regenerative feed water cycle was achieved with low cost investment.
  - Implementation of modification with consultation & feedback from other similar industries.
  - Annual Financial Savings of 64.27 Lakhs by saving in thermal energy.

2. Ferro Alloy Plant Energy Conservation

- **Waste Heat Recovery from Ferro Alloys Flue Gas:**

  - Utilizing waste heat out of flue gases generated from 60 MVA furnaces by passing through WHRB & generating steam which is supplied to CRM.
  - Approx. 67927 tons of steam generated & supplied to CRM in FY 2019-20 utilizing waste heat of flue gases thereby saving Rs. 1018 Lakhs per annum.

- **Reduction in Energy Consumption by interlocking Pollution Control Equipments with Feeding Equipments:**

  - ID fans are interlocked with key equipment of the Raw Material feeding and Briquetting circuits.
  - With the modification, ID fans automatically stop when the feeding is halted without affecting process requirement.
  - With an investment of Rs. 1.2 Lakhs we have achieved an energy saving of 266666 kWh with a financial benefit of Rs 16 Lakhs.

- **Optimum utilization & monitoring of actual load v/s allocation Power v/s Inadvertent power**:

  - Incorporation of information like allocated load and inadvertent power of JSL Power Network in all HMI stations of 5 furnaces through digital communication has resulted in optimum utilisation of available Power.
  - With an investment of Rs. 1 Lakh, total Energy saved is 2027027 kWh with a financial benefit of Rs 75 Lakhs realized in last two months of FY 2019-20.

3. Cold Rolling Mill Energy Conservation

- **Switching off HAPL Mill fume exhaust fan during No.1 coil processing:**

  - When No.1 coil is being processed through HAPL mill, there is no need to run the fume exhaust.
  - The opportunity was identified and fume exhaust fan is switched off during that time.
  - Annual energy saving is observed to be 92160 kWh with a monetary saving of Rs. 5.07 Lakhs with an investment of Rs. 1.5 Lakhs

- **Controlling speed of fume exhaust fan & coolant system at 20 HI mill through VVF drive:**

  - Power saving is achieved during the idle condition of Z Mill-1 by reducing the speed of coolant pump using variable frequency drive.
  - Additional benefits like increased life of motor and reduced coolant consumption is also achieved.
  - A total saving of Rs.10.33 Lakhs was achieved in with an annual Energy saving of 172186 kWh.

- **Waste Heat Recovery from HAPL & CAPL Furnaces :**

  - Utilization of waste heat coming out from flue gases of HAPL and CAPL furnaces and using the same in waste heat recovery boiler, we are generating steam which is supplied to existing customer (CRM, PFS, HPL, Propane yard) through common network.
  - Approx 4517 tones of steam supplied to circuit in FY 2019-20 and consequently saving 130,9 Tons of propane with Monetary benefits of Rs. 57.63 Lakhs

- **Energy saving through compressed air networking :**

  - A common compressed air network has been established between CRM and SMS which optimized the use of existing compressors from both end and resulting a saving of net power consumption of 1848360 units.
  - A net saving of Rs. 110.09 Lakhs has been achieved for the FY 2019-20.

4. <u>Plant wide LED Replacement Project Executed by EnMS Cell</u>

- **Installation of Outdoor LED lights:**

  - Conventional Light Fittings were replaced by Energy Efficient LED fittings.
  - Highlights of this project is
    - Project executed under ESCO Mode where entire investment of Rs. 423.88 Lakhs is done by the vendor.
    - Re-payment will be done in 24 EMI out of the savings achieved after completion of the project.
    - 100% of the installation completed till the end of FY 2019-20 with an annual Energy saving potential of 5799219 kWh & Monetary benefit of Rs. 214.57 Lakhs.

- **Installation of In-door LED lights:**

  - Conventional in-door light fittings were replaced by only LED PLL & 2 feet tubes keeping the fitting intact to have a cost advantage over replacing the entire system.
  - Project executed under CAPEX mode of investment amounting of Rs. 11.2 Lakhs with energy saving potential of 572693 kWh & monetary benefit of Rs. 22.28 Lakhs per annum.

<u>Note</u>: 1. Cost of Power is considered Rs. 6 /kWh
2. Cost of LPG is considered Rs. 44 /Kg

TECHNOLOGY ABSORPTION

FORM OF DISCLOSURE OF PARTICULARS WITH RESPECT TO TECHNOLOGY ABSORPTION

1) Specific areas in which, the Company carried out Research and Development Certifications:
Development of new products:

a. Development of Hairline finish in Grade - 441 for Lift & elevator segment.
b. Development of ST/DLT & 2J finish in Grade - 301L for Metro coach applications (BEML).
c. Development of Grade – 439 & 441 in thickness 0.5 - 1 mm for export segment.
d. Development of X2CrNi12/EN1.4003 in 25 mm - N1 finish for export customer.

e. Development of variant of Grade – IRSM 44-97 for Foot-Over-Bridge application.
f. Successfully developed 0.50 wt.% Cu containing varieties of 430 RF3 and 430 Mint grades for utensil applications.
g. Successfully developed and supplied plates of 304L with low Cobalt (<0.025 wt. %) for nuclear reactor applications
h. Successfully cast and hot rolled super duplex grade UNS S32760.

2) Developmental achievements & Process Improvement:

i. Developed modified chemistry (Cu and Ni) versions of JSLU SD and JSLU DD grades with better drawability for utensil applications.
ii. Modification of hot rolling and cold rolling parameters to produce stabilised ferritic grades with improved drawability and formability for automobile exhaust systems.
iii. Minimization of yield loss due to edge waviness in HRAP coils of IRSM and X2CrNi12 grades by process modifications in HSM.
iv. Successfully produced and supplied 571.70 tonnes of special grades HNS and JD1 for ballistic protection defence applications.

3) Cost Reduction:

a. Development of Grade - 409L through batch annealing - Pickling process.
b. Improvement in CAPL productivity in Grade – X2CRNi12 through modification in process variables.
c. Improvement in mechanical properties of Grade – JT through CAPL route through modification in process variables.

4) Benefits derived:

a. Value addition of Grade – 441, HL finish–new application.

5) Research & Development activities:

- **Industry – Academia Collaborations:**

a. Collaboration undertaken with IIT Bhubaneswar for various process improvement and quality improvement projects. Achieved an average 5 minute decrease in AOD process time per heat for low carbon grades as a part of collaboration.
b. Collaboration undertaken with IMMT Bhubaneswar for recovery of valuable metals from SMS bag house dust and pickling sludge.
c. Organized lectures at IIT BHU as a part of generating awareness about stainless steel in student community through course on stainless steel.

- **Initiatives on New Testing Facilities and Special Tests:**

  a. Special corrosion tests such as pitting corrosion tests, crevice corrosion tests, tests to determine sigma phase and room temperature cyclic corrosion tests using salt spray chamber have been initiated.
  b. Texture analysis study of 409L, 441 and 439 samples were conducted in collaboration with external consulting agency METNMAT Research.
  c. Installed hydraulic press and initiated the drawability testing of sheets of various stainless steel grades used in deep drawing applications.

d. Expenditure on R&D:

	(₹ in Lakhs)
Capital	300
Revenue	100
Total	400
Total R&D expenditure as percentage of turnover	0.03%

6) Future Action Plans

Development and stabilization of new grades such 904L, 409Ni, 316LN and 429M.

AWARDS AND RECOGNITION

In pursuit of business excellence, your Company has undertaken various initiatives under operational excellence drive such as quality circle, work place management (5S) and participation in various awards and recognition scheme with focus of people development through training, awareness and participation specifically from grass root level, lower and middle management personnel.

Gold Award in CCQC-2019:

Your Company participated in CCQC (Chapter Convention on Quality Concepts) organized by QCFI on 8th September and 23rd September 2019 in Bhubaneswar and Bhilai and won 20 Gold awards for their case study presentation.

Par Excellence Award in NCQC -2019:

Your Company participated in National Convention on Quality Concepts (NCQC) 2019 with 19 Quality Circle teams held at Varanasi (organized by QCFI) from 26th to 29th December 2019 and has won 16 'Par Excellence' and 3 Excellence awards.

First Position in 32nd State level CII QC Competition 2019:

Your company participated in '32nd CII State level Quality Circle Competition' held on 20th December, 2019 at Bhubaneswar and adjudged as Winner, securing FIRST position in the state level competition.

A. Cold Rolling Mill

i. Efforts made, in brief, towards technological absorption, adaptation and innovation:

Jajpur CRM plant comprises the latest technology from Europe, any and every increase in yield or decrease in consumables has a large effect on the carbon foot print & also cost to the Company. Being one of the leading

producers of the SS in the country & even with the state-of-the-art technology and equipments we have made continual efforts to further reduce wastages and improve beyond the designed capabilities.

- In FY'19-20, we have successfully completed erection & commissioning of Z Mill#2, HBA#2, and HBA#3, auxiliaries (compressors & ammonia crackers), also quickly stabilized all the lines which is evident from the production.

Line	Commissioning Month	Q1'19-20	Q2'19-20	Q3'19-20	Q4'19-20
Z Mill#2	May'20	4073	15,096	21,819	16,752
HBA#2	May'20	9225	14,411	12,269	9,710
HBA#3	Oct'20	-	-	13,795	12,361

- In FY'19-20, we have successfully completed erection & commissioning of CRS#3 to increase our CRAP product in order to meet customer demand.

Line	Commissioning Month	Q1'19-20	Q2'19-20	Q3'19-20	Q4'19-20
CRS-3	April'20	9864	14358	18452	17653

CRM has also been continually making efforts in making out maximum from the existing resource & Benefits derived as a result of the efforts like:

1. Enhancement of Production Capacity of HR CTL with the installation of Goliath Crane. (From FY'18-19 85,492 MT to 91,949 MT for FY'19-20)
2. In house fabricated CAM Follower Guide at HR CTL to reduce the spare cost.
3. Installation of Parsytec Inspection System which ensures 100% monitoring of surface at CAPL there by improves customer satisfaction by defect free surface.
4. Increase of SGL Grinder head motor capacity from 30KW to 55KW which resulted in the increase of net production by 32%. (From FY'18-19 3038 MT to 4026 MT for FY'19-20)
5. Automation of 20 HI mill IDCW station to ease in operation which results in the improvement of MTTR.
6. Development of Energy Monitoring System which reduces the cost for buying the system from 3rd party.
7. Installation and commissioning of an automated tyre wash machine to reduce the dust and mud entering CRM complex hampering the quality of FG & WIP coils.
8. Fabrication & Installation of Vertical Inspection Table with vacuum holding arrangement of N4 sheets which resulted in the customer satisfaction.
9. In house fabrication and installation of transfer trolley across CRM for easy material movement.
10. Installation of Air Wiping System at CRS-1 for removal of dust & foreign particles during processing of material.
11. In house fabrication and installation of Lime Mixing Tank for utilization of calcined lime from SMS which resulted in less lime consumption (From FY'18-19 9.2Kg/MT to 8.3Kg/MT for FY'19-20).

Achievements of CRM in FY'19-20:

- Successful stabilization of CAPL Pickling Operations within 10 days after the incident of major fire.
- Highest ever dispatch of **82,830MT** in the month of Jan'20.
- **Highest Productions in FY'19-20:**

1. **HAPL:** 64,413 MT in Oct'19
2. **HR CTL:** 9,011 MT in Jul'19
3. **CRS#2:** 9,045MT in Jul'19
4. **CRS#3:** 6211 MT in Oct'19
5. **CGPL (Net):** 4,386 MT in Jul'19
6. **Z Mill#1:** 6,941 MT in May'19
7. **HBA#1:** 4,889 MT in Oct'19

- **Increased FG production in FY'19-20 w.r.t FY'18-19**

FG	FY'16-17	FY'17-18	FY'18-19	FY'19-20
HRAP	2,21,543	2,38,687	2,77,976	2,80,338
CRAP	3,67,853	3,91,253	4,32,130	4,70,474

- Increase in Dispatch from **8, 13,803 MT** in FY'18-19 to **8, 83,163 MT** in FY'19-20.

Major Customer Initiatives:

Successfully tapped niche market segments like Pipe & Tube, Holloware, Cutlery, Hinge and also samples approval pending from BEML, Maruchi Kuma.

- **Awards:**

  - CCQC Gold Award at Bhubaneswar Chapter.
  - NCQC Par Excellence Award at Varanasi.

B. **Steel Melting Shop**

I. **Efforts made, in brief, towards technological absorption, adaptation and innovation:**

With its aggrandized state of the art facility, Steel Melt Shop has once again evinced staggering overall performance with the aid of increasing its annual production.

Outstanding efforts have been made towards reduction of both conversion cost and raw material cost with the aid of improvement of operating practices which led to decline of costs incurred for refractory, power, fuel and electrode and use of cheaper raw materials.

In addition to the achievements, efforts towards conservation of energy have been commendable. Liquid Chrome usage has been introduced in transfer ladle alongside EAF with 40% increase in Liquid Cr consumption. An induction furnace is started intended to run on inadvertent power only. Average per day inadvertent power saving is 5 MW.

Parallel to the production, the commitment towards environment and safety has also been of highest order. A positive trend is also evident in the energy utilization of the department with reduction in usage of both electrical energy and fuel sources in comparison to the previous years.

New grades like JD1, Super Duplex grade UNS S32760, HNS were produced which added new dimension stainless steel market segment.

II. Benefits derived as a result of the above efforts:

- **Enhancement of SMS Capacity from 0.80 MTPA to 1.1 MTPA due to Process Improvement.**
  - AOD Level-2 Automation implementation.
  - Successful Erection and commissioning of 25 MT Induction Furnace.
  - Completion of AOD Process Time improvement Project in Industry-Academia collaboration with IIT Bhubaneswar
  - Improvement in casting parameters along with customized casting powder utilization in different grades resulted in improved productivity.
  - Improvement initiatives such as preventive maintenance, planned maintenance, TPM activities resulting improved health of equipments & increasing production time at shop floor.
  - Ever Highest Production till date i.e. 968.2 KT in FY 2019-20 (8.93% rise than Previous Year).
  - Improvement in all TEP's : Most Significant in Ni Recovery(Avg 97.73% Over prev year avg 97.46%) & Cr Recovery(Avg 94.66% over Prev Year avg 94.49%).
  - Record Breaking Monthly Production 4 times in a row : Aug-19 (85084MT), Oct-19 (87224MT), Dec-19 (88315MT) & Jan-20 (88377MT) Respectively.
  - Successful Casting of Several new Grades like HNS, JD-1, 304L Low Cobalt Heat for Defence and nuclear Application.

- **Improvement Initiatives:**

  - Digitization:
    1. Digitization Initiative: Completed 7 projects with Annual savings worth 247.07 Lakhs.
    2. VEGAM Platform (Test to Production Server) : An online portal for Recording of Heat Data on Real time basis and sync of various sections at SMS.
    3. Level-2 Implementation at AOD.
  - Waste to Wealth Initiative:
    1. Started using discarded AOD Bricks as flux in EAF.
    2. FeSi/Lime screening practice to decrease specific flux /Silicon consumption
  - Cost Savings:
    1. 11.08% Decrease in Conversion Cost/MT over Previous Year.
    2. 2.9% Decrease in Energy Cost/MT over Previous Year.

- Scrap Yard Management :
    1. Proper storage of raw materials in designated place with development of several new storage locations.
    2. Proper planning of materials in heat according to its valuation type.

➢ Other Initiatives:
- KAIZEN Initiative on shop floor
- Initiated Sub-Ordinate Training for Skill Development of Employees

Became 1st Department to comply with National Safety Council (NSC) Recommendation i.e status of Fire detection system installed at SMS – Jajpur is now directly monitored at JSL Fire station on real time basis

Awards & Accolades:

- As crusaders of a stainless tomorrow, we at Steel Melt Shop highly encourage all our employees to participate not only at state but also at National Level Competition too. Our growth has been backed by the excellence of our people, value driven business operations, customer centricity and adoption of one of the best safety practices in the steel melt shop.
- 32nd Convention on Quality Circle organized by CII.
- Lean Quality Circle Team "Chrome" from Steel Melt Shop, JSL Jajpur was adjudged the winner (First Position) in the 32nd CII QC Circle Odisha State level Competition on 20th December 2019, organized by CII Bhubaneswar
- National Convention on Quality Circle organized by QCFI
- All four team on Steel Melt shop bagged Par-Excellence Award in NCQC-2019 Varanasi Chapter
- 3rd edition of CII National Energy Efficiency Circle competition
- SMS Team Won 1st Runner-Up trophy at CII National Energy Efficiency Circle competition Under Best Energy Efficient Organisation category
- National Level 19th Skill Supervisory competition

SMS AOD Team fetched 3rd Prize at National Level 19th Skill Supervisory competition at Jamshedpur organized by CII, INDIA

C. Ferro Alloys

I. Efforts made, in brief, towards technological absorption, adaptation and innovation:
- Contact clamp modification in SAF # 4 increased the furnace availability.
- In-house design and installation of tapping fume extraction in SAF # 3 improved for environmental conditions (pollution free environment) .
- Energy saving projects on Digitalization plat form resulted financial benefit of Rs. 45.79 lacs/month.

II. Benefits derived as a result of the above efforts:
- Efforts towards continual improvement have resulted in 10% increase in capacity utilization of plant.
- Increased furnace availability.

Awards and Accolades:

NCQC Gold award received in the category of **WORLD CLASS MANUFACTURING** and **SINGLE MINUTE EXCHANGE OF DIES**.

D. Captive Power Plant

Highest ever Annual Total Plant Load Factor (PLF) achieved 84.4% in 2019-20.Captive Power Plant (2X125MW) generated 1,852.6 million units (gross) of power in FY 2019-20 vs 1,820 MU in FY 2018-19, an increase of 1.79 %.

2019-20 Highlights:

1. 1,862 MU Generation achieved against budgeted target of 1907 MU with achieving 97.6% of target generation in FY 2019-20.
2. 66,371 MT of steam was generated from Waste Heat Recovery Boilers and supplied to CRM & Coke Oven for process requirement in FY 2019-20. Also, total gross power generation of 0.121 MU from Waste Heat Recovery Boilers in FY 2019-20.
3. Total Ash Generated was 598345 MT (Fly Ash-512727 MT & Bottom Ash-85,618). 100% of fly ash was utilized in bricks & non brick industries. 100% of Bottom ash was utilized for low land filling & road making.
4. 9 PIPs (Improvement Projects for efficiency enhancement, energy saving & enhancement of Coal Mill throughput) with Annualized cost saving of Rs 5.32 Crores has been implemented during FY 2019-20.

   Total Rs. 44.39 Lakhs received as Power Factor Incentive in NESCO (Utility) energy bills for maintaining high grid import power factor for the FY 2019-20.

Efforts made:

- In house modification in Bowl Mill/Pulveriser 1A & 2A for reduction in Specific Power Consumption of Mill and increase in Mill throughput. Annualized savings of Rs 42.44 Lakhs.
- Improvement of Auxiliary Power Consumption (APC) by Reduction in ID & PA Fan Power Consumption by air and flue gas duct modification. Annualized savings of Rs 173 Lakhs.
- Improvement in APC by reduction of compressed air consumption by installation of Hart type electronic step control in ID fan IGV and FD fan blade pitch control. Annualized savings of Rs 6.45 Lakhs.

Future action plan:

- Usage of Additives with coal in order to enhance coal flow ability during rainy season.
- Reduction in power consumption by Installation of VFD in LDO pressurizing pump Motor.
- Energy savings by providing seal cooling water for 13 MW BFP from Boiler Fill pump instead of ACW Pump ,without running CWP & ACWP
- Reliability enhancement and reduction of power consumption of compressed air system by installation of higher capacity refrigerant type dryer as pressure drop across the dryer will be lesser as compared to the current one.
- Modification of Oil Gun Nozzle to reduce LDO consumption tune to 2/3 KL during start up.

CRMHS (Central Raw material handling system)

Highlights:

- Total non-coking coal handled: 1,505,232 MT
- Total coking coal handled: 549,420 MT
- Total No's of rake handled: 320 Nos.
- Major Achievements: Highest 46 Nos. rake unloaded in Jan' 2020

Efforts made:

A. System Reliability:

- Installation of standby hydraulic pump at wagon tippler power pack.
- Alternative feeding arrangement (ground hopper with vibro feeder) for COKE OVEN at J6C1

B. Safety and environment:

- Installation of safety limit switches at wagon tippler hopper and Side arm charger area to eliminate human interference during wagon tippler operation and Side arm charger movement.
- Installation of Dust suppression system at truck tippler 3 to reduce dust emission during truck tippling and feeding.
- Installation of auto sampler at J12C2 coal conveyor to ensure proper and safe sampling.

C. Process Improvement:

- Installation and commissioning of belt weigh scale at J12C2 coal conveyor for monitoring daily coal feeding to power plant.
- Side sealing of wagon tippler side beam and tippler table to minimize coal accumulation at load cell and tippler table bottom area during wagon tippling.
- Automation of J12C2 and J6C1 vibro feeder (3 Nos) to incorporate system interlocking for safe operation002E

Future action plan:

- Alternative feeding conveyor for CRC1
- Installation of pneumatic hammer/impactor at coal bunker.
- Erection and commissioning of firefighting deluge system at J12C2 coal conveyor.
- Installation of High velocity water spraying system form 33 KV transformer and Medium velocity water spraying system for cable cellar room.

MRSS (Main Receiving Substation)

Efforts made:

- Establishment of hotline communication from MRSS control room to FeCr individual SAF control rooms for effective power management.
- Display of allocated power at individual FeCr SAF control room to reduce delay in communication.
- FeCr individual SAF load variations alarm at MRSS control room to manage generation.
- Optimized opportunity based power sale in intra state market to reduce net inadvertent power.
- Grid Islanding system protections review and modification to achieve 100% successful islanding thereafter.

Benefits derived as a result of the above efforts

- Total Inadvertent power reduced by 11 MU over previous year.
- Total Inadvertent power reduced to 1.8% of total net generation from 2.5% in previous year.

Future action plan:

- Central energy monitoring system with big data archive for reducing overall system loss.
- Digitalization of key condition monitoring parameters of critical equipment's in 220 KV switchyard.
- Digitalization of routine power communications between control rooms to reduce delays and inadvertent power flow.

Captive Power Plant Energy Conservation & Cost Saving Initiatives

(A) CONSERVATION OF ENERGY

The steps taken for conservation of energy:

- **Modification in Mill 1A & 2A for reduction in Specific Power Consumption of Mill:**

  - Bed height of Coal Mill was optimized & decreased to 80 mm from 100 mm and Throat gap (Air port Gap) was reduced to 80 mm from 90 mm.
  - Air Restriction Gap was reduced to 6 mm from 12 to 18 mm.
  - Classifiers of Mills were adjusted accordingly to maintain the required fineness.
  - These modifications resulted in reduction in specific power consumption & increased throughput of the mill.
  - Annual Energy Savings of 129805 kWh & financial saving of Rs.42.44 Lakhs per annum was achieved with an Investment of Rs. 3 Lakhs.

- **Replacements of Conventional Pneumatic Actuators:**

  - Retrofitting of Consistent Positioning Modulated Drive (Hart Type Electronic Actuator) done in place of Conventional Pneumatic actuator in ID Fan #1A & #1B inlet guide vane.
  - Annual saving of Rs. 3.91 Lakhs per annum was achieved with an Investment of Rs. 13 Lakhs.
  - We also retrofitted Consistent Positioning Modulated Drive (Hart Type Electronic Actuator) in place of Conventional pneumatic actuator in FD Fan #1A & #1B blade pitch control.
  - Annual saving of Rs.2.53 Lakhs per annum was achieved with an Investment of Rs. 4 Lakhs.

- **Improvement of Auxiliary Power Consumption (APC) by Reduction in ID & PA Fan Power Consumption:**

  - Modification in PA Flue Gas duct bracing & Flue gas duct leakage arresting.
  - Metalized Elastomer PTFE type expansion bellow retrofitted in Hot PA duct in place of Metallic expansion bellows. Elastomer type bellows are supposed to last longer.
  - Hot air gate seals & APH seals checking and subsequent rectification carried out. Annualized energy saving in PA fans 1699000KWh & in ID fans 1188000 KWH because of reduced loading of Fans.
  - Annualized Cost saving of Rs. 173 lakhs.

Foreign Exchange Earnings & Outgo	**(₹ in Crore)**
Foreign Exchange Earnings	2,676.25
Foreign Exchange outgo	4,366.10

For and on behalf of the Board of Directors

Place: New Delhi
Date: 6 June, 2020

Abhyuday Jindal
Managing Director
DIN: 07290474

Tarun Kumar Khulbe
Wholetime Director
DIN: 07302532

ANNEXURE – II TO DIRECTORS REPORT

Details of remuneration under section 197(12) of Companies Act, 2013 read with Rule 5(1) of the Companies (Appointment and Remuneration of Managerial Personnel) Rules, 2014 for the year ended 31st March, 2020:

a. The ratio of the remuneration of each director to the median remuneration of the employees of the Company for the financial year:

Sl. No.	Name of Director	Designation	Ratio of Remuneration of Director to the median remuneration of Employees*
1	Mr. Ratan Jindal[1]	Chairman and Managing Director	No remuneration drawn from the Company
2	Mr. Abhyuday Jindal	Managing Director	
3	Mr. Tarun Kumar Khulbe	Whole-time Director	33 : 1

1. Mr. Ratan Jindal has received salary of ₹ 13.92 Crore from Jindal Stainless FZE, Dubai, subsidiary of the Company for the services rendered as Managing Director of the said subsidiary during the financial year 2019-20.
**Since Non-executive directors received no remuneration, except sitting fees for attending Board/Committee meetings, the required details are not applicable.*

b. The percentage increase in remuneration of each Director, Chief Financial Officer, Chief Executive Officer, Company Secretary or Manager, if any, in the financial year:

Sl. No.	Name of Employee	Designation	Percentage increase in Remuneration*
1	Mr. Ratan Jindal	Chairman and Managing Director	No remuneration drawn from the Company
2	Mr. Abhyuday Jindal	Managing Director	
3	Mr. Tarun Kumar Khulbe	Whole-time Director	11%
4	Mr. Anurag Mantri	Chief Financial Officer	9%
5	Mr. Navneet Raghuvanshi	Head Legal & Company Secretary	9%

**Since Non-executive directors received no remuneration, except sitting fees for attending Board/Committee meetings, the required details are not applicable.*

c. The percentage increase in the median remuneration of employees in the financial year: 9%

d. The number of permanent employees on the rolls of the Company: 1,680 (excluding contractual employees)

e. **Average percentile increase already made in the salaries of employees other than the managerial personnel in the last financial year and its comparison with the percentile increase in the managerial remuneration and justification thereof and point out if there are any exceptional circumstances for increase in the managerial remuneration:** The median percentage increase made in the salaries of employees other than the managerial personnel was 8.36%, while the increase in the remuneration of managerial personnel was 9.65%.

f. It is further affirmed that remuneration paid to Directors and Key Managerial Personnel was as per the Remuneration Policy of the Company.

For and on behalf of the Board of Directors

Place: New Delhi
Date: 6 June, 2020

Abhyuday Jindal	**Tarun Kumar Khulbe**
Managing Director	**Wholetime Director**
DIN: 07290474	**DIN: 07302532**

ANNEXURE – III TO DIRECTORS REPORT

Form No. MR-3

SECRETARIAL AUDIT REPORT

FOR THE FINANCIAL YEAR ENDED ON MARCH 31, 2020

[*Pursuant to Section 204(1) of the Companies Act, 2013 and Rule no. 9 of the Companies (Appointment and Remuneration of Managerial Personnel) Rules, 2014*]

To,

The Members,

Jindal Stainless Limited

We have conducted the secretarial audit of the compliance of applicable statutory provisions and the adherence to good corporate practices by **Jindal Stainless Limited** [hereinafter called **'the Company'**] for the financial year ended 31st March, 2020 [**'Audit Period'**]. Secretarial audit was conducted in a manner that provided us a reasonable basis for evaluating the corporate conduct/statutory compliances and expressing our opinion thereon.

Based on our verification of the Company's books, papers, minute books, forms and returns filed and other records maintained by the Company as provided in **Annexure I** and also the information provided by the Company, its officers, agents and authorized representatives during the conduct of secretarial audit, we hereby report that in our opinion, the Company has, during the audit period, covering the financial year ended on March 31, 2020 complied with the statutory provisions listed hereunder and also that the Company has proper Board-processes and compliance-mechanism in place to the extent, in the manner and subject to the reporting made hereinafter:

We have examined the books, papers, minute books, forms and returns filed and other records as maintained by the Company for the financial year ended on March 31, 2020 according to the provisions of:

1. The Companies Act, 2013 ("the Act") and the rules made thereunder including any re-enactment thereof;

2. The Securities Contracts (Regulation) Act, 1956 ("SCRA") and the rules made thereunder;

3. The Depositories Act, 1996 and the regulations and bye-laws framed thereunder;

4. Foreign Exchange Management Act, 1999 and the rules and regulations made thereunder to the extent of Foreign Direct Investment, Overseas Direct Investment, and External Commercial Borrowings;

5. The following Regulations and Guidelines prescribed under the Securities and Exchange Board of India Act, 1992 ("SEBI Act"), to the extent applicable:-
   a. The Securities and Exchange Board of India (Listing Obligations and Disclosure Requirements) Regulations, 2015;
   b. The Securities and Exchange Board of India (Substantial Acquisition of Shares and Takeovers) Regulations, 2011;
   c. The Securities and Exchange Board of India (Prohibition of Insider Trading) Regulations, 2015;

d. The Securities and Exchange Board of India (Issue of Capital and Disclosure Requirements) Regulations, 2018;
e. The Securities and Exchange Board of India (Issue and Listing of Debt Securities) Regulations, 2008;
f. The Securities and Exchange Board of India (Debenture Trustee) Regulations, 1993 (in relation to obligations of Issuer Company);
g. The Securities and Exchange Board of India (Registrars to an Issue and Share Transfer Agents) Regulations, 1993;

6. Laws specifically applicable to the industry to which the Company belongs, as identified and compliance whereof as confirmed by the management, that is to say:
   a. Mines Act, 1952 read with Mines Rules, 1955;
   b. Mines and Minerals (Development and Regulation) Act, 1957 and Mineral Conservation and Development Rules, 1985;
   c. Mines Vocational Training Rules, 1966;
   d. Metalliferous Mines Regulations, 1961.
   e. Mines Rescue Rules, 1985;
   f. Mining Leases (Modification of Terms) Rules, 1956.
   g. Payment of Wages Act , 1936 and Payment of Wages (Mines) Rules, 1956;
   h. The Payment of Undisbursed Wages (Mines) Rules, 1989;
   i. The Iron Ore Mines Manganese Ore Mines and Chrome Ore Mines Labour Welfare Fund Rules, 1978;
   j. Iron Ore Mines Manganese Ore Mines and Chrome Ore Mines Labor Welfare Fund Act, 1976;
   k. Orissa Minerals (Prevention of Theft, Smuggling & Illegal Mining and Regulation of Possession, Storage, Trading and Transportation) Rules, 2007 along with OMPTS Amendment Rules, 2015;
   l. Orissa Minor Mineral Concession Rules, 2004;
   m. Collection of Statistics Act, 2008;

We have also examined compliance with the applicable clauses of the Secretarial Standards for Board Meetings (SS-1) and for General Meetings (SS-2) issued by the Institute of Company Secretaries of India.

During the audit period, the Company has complied with the provisions of the Act, Rules, Regulations, Guidelines, etc. as mentioned above.

Management and Auditor Responsibility:

1. Maintenance of secretarial records is the responsibility of the management of the Company. Our responsibility is to express an opinion on these secretarial records based on our audit;

2. We have followed the audit practices and the processes as were appropriate to obtain reasonable assurance about the correctness of the contents of the secretarial records. The verification was done on test basis to ensure that correct facts are reflected in secretarial records. We believe that the processes and practices, we followed provide a reasonable basis for our opinion;

3. Wherever our Audit has required our examination of books and records maintained by the Company, we have also relied upon electronic versions of such books and records, as provided to us through online communication. Wherever for the purposes of our Audit, there was a need for physical access to any of the places of business of the Company, the same has not been uniformly possible in view of the prevailing lockdown.

4. We have not verified the correctness and appropriateness of financial records and books of accounts of the Company as well as correctness of the values and figures reported in various disclosures and returns as required

to be submitted by the Company under the specified laws, though we have relied to a certain extent on the information furnished in such returns.

5. Wherever required, we have obtained the Management Representation about the compliance of laws, rules and regulation and happening of events etc;

6. The compliance of the provisions of Corporate and other applicable laws, rules, regulations, standards is the responsibility of management. Our examination was limited to the verification of procedure on test basis;

7. Due to the inherent limitations of an audit including internal, financial, and operating controls, there is an unavoidable risk that some misstatements or material non-compliances may not be detected, even though the audit is properly planned and performed in accordance with audit practices.

8. The contents of this Report has to be read in conjunction with and not in isolation of the observations, if any, in the report(s) furnished/to be furnished by any other auditor(s)/agencies/authorities with respect to the Company.

9. The Secretarial Audit report is neither an assurance as to the future viability of the Company nor of the efficacy or effectiveness with which the management has conducted the affairs of the Company.

Recommendations as a matter of best practice:

In the course of our audit, we have made certain recommendations for good corporate practices to the compliance team, for its necessary consideration and implementation by the Company.

We further report that:

The Board of Directors of the Company is duly constituted with proper balance of Executive Directors, Non-Executive Directors and Independent Directors. The changes in the composition of the Board of Directors that took place during the period under review were carried out in compliance with the provisions of the Act.

Adequate notice is given to all directors to schedule the Board Meetings and Committee meetings, agenda and detailed notes on agenda were sent at least seven days in advance, and a system exists for seeking and obtaining further information and clarifications on the agenda items before the meeting and for meaningful participation at the meeting.

Majority decision was carried through, while there were no minuted instances of dissent in Board or Committee meetings.

We further report that there are adequate systems and processes in the Company commensurate with the size and operations of the Company to monitor and ensure compliance with applicable laws, rules, regulations and guidelines.

We further report that during the audit period, the Company has not undertaken any specific event/action that can have a major bearing on the company's compliance responsibility in pursuance of the above referred laws, rules, regulations, guidelines, standards, etc., except as follows:

1. **Fund raising by issue of fresh securities**
   During the Audit Period, the shareholders at the 39th AGM approved raising of funds up to an aggregate amount of INR 1,200 crore (Rupees One thousand Two hundred crores) by way of various domestic / international

offerings, including QIP and/or ADRs, GDRs offerings, etc. and/or as may be permitted under applicable laws, from time to time.

2. **Issue of equity shares on preferential basis**

   During the Audit Period, the shareholders at the 39th AGM approved issue of 80,12,940 (Eighty lakhs Twelve thousand Nine hundred and Forty) equity shares of INR 2 (Rupees Two) each at a price of INR 35.65 (Rupees Thirty Five and Sixty Five paisa) per equity share aggregating to INR 28,56,61,311 (Rupees Twenty Eight crores Fifty Six lakhs Sixty One thousand and Three hundred and Eleven) to JSL Limited, an entity belonging to the Promoter Group.

3. **Issue and allotment of Non-Convertible Debentures (NCD)**

   During the Audit Period, the Board of directors approved issue of NCDs of upto INR 900 crores. (Rupees Nine hundred crores). The sub-committee of the Board of directors allotted 4,000 senior, unlisted, secured, redeemable, rated and non-convertible debentures having nominal value of INR. 10,00,000/- (Rupees ten lakhs each) to Kotak Special Situations Fund on private placement basis aggregating to INR 400 crores (Rupees Four hundred crores).

4. **Redemption of Optionally Convertible Redeemable Preference Shares (OCRPS)**

   During the Audit Period, the Company redeemed 14,28,30,637 (Fourteen crores Twenty Eight lakhs Thirty thousand and Six hundred and Thirty Seven) OCRPS having face value of Rs. 2/- (Rupees two each) issued at a price of INR. 39.10/- (Rupees Thirty Nine and Ten Paisa).

5. **Exit from Corporate Debt Restructuring (CDR)**

   During the the Audit Period, the Company successfully exited from the CDR framework with effect from March 31, 2019 pursuant to an intimation dated March 04, 2020 received from the consortium of CDR Lenders.

Place: Mumbai
Date: June 05, 2020

For M/s Vinod Kothari & Company
Company Secretaries in Practice

Vinita Nair
Partner
Membership No: F10559
CP No.: 11902
UDIN: F010559B000321540

ANNEXURE I

LIST OF DOCUMENTS

1. Minutes of the following meetings (final draft of signed minutes provided through electronic mode on account of lockdown due to COVID-19)
    a. Board Meeting;
    b. Audit Committee;
    c. Nomination and Remuneration Committee;
    d. Stakeholders Relationship Committee;
    e. Corporate Social Responsibility Committee;
    f. Sub –Committee of Board of directors meeting;
    g. Separate Meeting of Independent Directors;
    h. Annual General meeting;
2. Annual Report 2018-19;
3. Notice and Agenda for Board and Committee Meeting on sample basis.
4. Memorandum and Articles of Association;
5. Disclosures under Act, 2013 and Listing Regulations;
6. Policies framed under Act, 2013 and Listing Regulations;
7. Forms and returns filed with the ROC, RBI (under FEMA);
8. Checklists duly filled for specific laws;
9. Registers maintained under Act, 2013;
10. Disclosures under SEBI (Prohibition of Insider Trading) Regulations, 2015
11. Disclosures under SEBI (Substantial Acquisition of Shares and Takeover) Regulations, 2011.

ANNEXURE IV TO DIRECTORS REPORT

Form No. MGT-9

EXTRACT OF ANNUAL RETURN

as on the financial year ended on 31st March, 2020

[Pursuant to section 92(3) of the Companies Act, 2013 and rule 12(1) of the Companies (Management and Administration) Rules, 2014]

I. REGISTRATION AND OTHER DETAILS:

(i)	CIN	L26922HR1980PLC010901
(ii)	Registration Date	29th September, 1980
(iii)	Name of the Company	Jindal Stainless Limited
(iv)	Category / Sub-category of the Company	Public company limited by shares
(v)	Address of the Registered office and contact details	O.P. Jindal Marg, Hisar – 125005, Haryana Tel No.: (01662) 222471-83 Fax No.: (01662) 220499 Email: investorcare@jindalstainless.com
(vi)	Whether listed company Yes / No	Yes
(vii)	Name, Address and Contact details of Registrar and Transfer Agent, if any	Link Intime India Private Limited Noble Heights, 1st Floor, Plot No. NH2, C1 Block LSC, Near Savitri Market, Janakpuri, New Delhi - 10058 Phone No. (011) 41410592/93/94 Fax No. (011) 41410591 Email: delhi@linkintime.co.in

II. PRINCIPAL BUSINESS ACTIVITIES OF THE COMPANY:

All the business activities contributing 10 % or more of the total turnover of the Company shall be stated:

Sl. No.	Name and Description of main products / services	NIC Code of the product / service	% to total turnover of the company
1.	Steel	2410	100%

III. PARTICULARS OF HOLDING, SUBSIDIARY AND ASSOCIATE COMPANIES:

Sl. No.	Name and address of the company	CIN/GLN	Holding / Subsidiary / Associate	% of shares held	Applicable Section
1	Jindal Stainless FZE, Dubai Jebel Ali Free Zone, Dubai, United Arab Emirates	N.A.	Subsidiary	100.00	2(87)(ii)

2	PT Jindal Stainless Indonesia Kawasan Industri, Maspion, V/ Desa Sukomulyo Manyar Gresik 61151, Indonesia	N.A.	Subsidiary	99.99	2(87)(ii)
3	JSL Group Holdings Pte. Ltd., Singapore 302, Upper Paya, Lebar Road, Tai Keng, Shopping Centre, Singapore 534935	N.A.	Subsidiary	100.00	2(87)(ii)
4	Iberjindal S.L., Spain Ctra, Cordoba – Malaga, km 80'800, 14900 Lucena (Cordoba) Espana, Spain	N.A.	Subsidiary	65.00	2(87)(ii)
5	Jindal Stainless Park Limited Plot No. 649, Kalinga Nagar Industrial Complex, P.O. Danagadi, Jajpur, Odisha - 755026	U45202OR2019PLC030345	Subsidiary	100.00	2(87)(ii)
6	Jindal United Steel Limited O.P. Jindal Marg, Hisar – 125005, Haryana	U28113HR2014PLC053875	Associate	26.00	2(6)
7	Jindal Coke Limited O.P. Jindal Marg, Hisar – 125005, Haryana	U23101HR2014PLC053884	Associate	26.00	2(6)
8	Jindal Stainless Corporate Management Services Pvt. Ltd. O.P. Jindal Marg, Hisar – 125005, Haryana	U74140HR2013PTC049340	Associate	50.00	2(6)

IV. SHARE HOLDING PATTERN (EQUITY SHARE CAPITAL BREAKUP AS PERCENTAGE OF TOTAL EQUITY):

i) Category-wise Share Holding

Category of Shareholders	No. of Shares held at the beginning of the year – 1st April, 2019 (Face value of Rs. 2/- each)				No. of Shares held at the end of the year – 31st March, 2020 (Face value of Rs. 2/- each)				% Change during the year
	Demat	Physical	Total	% of total shares	Demat	Physical	Total	% of total shares	
Promoters									
(1) Indian									
a. Individual / HUF	2,963,969	-	2,963,969	0.62	3,870,416	-	3,870,416	0.79	0.18
b. Central Govt.	-	-	-	-	-	-	-	-	-
c. State Government	-	-	-	-	-	-	-	-	-
d. Bodies Corp.	239,621,145		239,621,145	50.00	247,634,085		247,634,085	50.82	0.82
e. Banks / FI	-	-	-	-	-	-	-	-	-
f. Any Other	600	-	600	0.00	600	-	600	0.00	0.00
Sub-total (A) (1)	**242,585,714**	**-**	**242,585,714**	**50.62**	**251,505,101**	**-**	**251,505,101**	**51.62**	**1.00**
(2) Foreign									
a. NRIs – Individuals	7,532,171	-	7,532,171	1.57	9,340,534	-	9,340,534	1.92	0.35
b. Other – Individuals	-	-	-	-	-	-	-	-	-
c. Bodies Corporate	54,260,440	-	54,260,440	11.32	54,260,440	-	54,260,440	11.14	(0.19)
d. Banks / FI	-	-	-	-	-	-	-	-	-
e. Any Other	-	-	-	-	-	-	-	-	-
Sub-total (A) (2)	**61,792,611**	**-**	**61,792,611**	**12.89**	**63,600,974**	**-**	**63,600,974**	**13.05**	**0.16**
Total shareholding of Promoter (A) = (A)(1)+(A)(2)	304,378,325	-	304,378,325	63.52	315,106,075	-	315,106,075	64.67	1.16
Public Shareholding									
(1) Institutions									
a. Mutual Funds	15,451	14,300	29,751	0.01	29,946	14,300	44,246	0.01	0.00
b. Banks / FI	43,812,036	22,640	43,834,676	9.15	8,355,137	22640	8,377,777	1.72	(7.43)
c. Central Govt.	-	-	-	-	-	-	-	-	-
d. State Govt.(s)	-	-	-	-	-	-	-	-	-
e. Venture Capital Funds/ Alternate Investment Fund	-	-	-	-	29,246,283	-	29,246,283	6.00	6.00
f. Insurance Companies	-	-	-	-	775,755	-	775,755	0.16	0.16
g. FIIs/ Foreign Portfolio Investors	52,543,806	-	52,543,806	10.96	61,328,831	-	61,328,831	12.59	1.62
h. Foreign Venture Capital Funds	-	-	-	-	-	-	-	-	-
i. Any Others	658,401	13,520	671,921	0.14	-	13,520	13,520	0	(0.14)
Sub-total (B) (1)	**97,029,694**	**50,460**	**97,080,154**	**20.26**	**99,735,952**	**50,460**	**99,786,412**	**20.48**	**0.22**

Category of Shareholders	No. of Shares held at the beginning of the year – 1st April, 2019 (Face value of Rs. 2/- each)				No. of Shares held at the end of the year – 31st March, 2020 (Face value of Rs. 2/- each)				% Change during the year
	Demat	Physical	Total	% of total shares	Demat	Physical	Total	% of total shares	
(2) Non- Institutions									
a. Bodies Corp.									
(i) Indian (including NBFC)	12,664,230	61,091	12,725,321	2.66	8,129,004	60,936	8,189,940	1.68	(0.97)
(ii) Overseas	0.00	1,690	1,690	0.00	0.00	1,690	1,690	0.00	0.00
b. Individuals									
Individual shareholders holding nominal share capital upto Rs. 2 lakh	30,667,478	2,457,216	33,124,694	6.91	31,928,596	2,336,241	34,264,837	7.03	0.12
Individual shareholders holding nominal share capital in excess of Rs 2 lakh	7,100,980	-	7,100,980	1.48	5,958,433	-	5,958,433	1.22	(0.26)
(iii) Others	6,673,112	533,050	7,206,162	1.50	5,804,979	517,900	6,322,879	1.30	0.21
Sub-total (B) (2)	**57,105,800**	**3,053,047**	**60,158,847**	**12.55**	**51,821,012**	**2,916,767**	**54,737,779**	**11.23**	**(1.32)**
Total shareholding of Public (B) = (B)(1)+(B)(2)	**154,135,494**	**3,103,507**	**157,239,001**	**32.81**	**151,556,964**	**2,967,227**	**154,524,191**	**31.71**	**(1.10)**
Shares held by Custodian for GDRs & ADRs									
Promoter & Promoter Group	16,734,984	0.00	16,734,984	3.49	16,734,984	0.00	16,734,984	3.33	(0.06)
Public	869,350	0.00	869,350	0.18	869,350	0.00	869,350	0.18	0.00
Total C	17,604,334	0.00	17,604,334	3.67	17,604,334	0.00	17,604,334	3.61	(0.06)
Grand Total (A)+(B)+(C)	**476,118,153**	**31,03,507**	**479,221,660**	**100**	**484,267,373**	**2,967,227**	**487,234,600**	**100**	**0.00**

(ii) Shareholding of Promoters

Sl. No.	Shareholder's Name	Shareholding at the beginning of the year – 1st April, 2019 (Face value of ₹ 2/- each)			Shareholding at the end of the year – 31st March, 2020 (Face value of ₹ 2/- each)			
		No. of Shares	% of total Shares of the Company	% of Shares Pledged / encumbered to total shares	No. of Shares	% of total Shares of the Company	% of Shares Pledged / encumbered to total shares	% change in share holding during the year
1	Abhinandan Investments Limited	811,350	0.17	0.17	811,350	0.17	0.17	0.00
2	Abhyuday Jindal	2,347,180	0.49	-	32,53,627	0.67	-	0.18
3	Arti Jindal	14,390	-	-	14,390	-	-	-
4	Colarado Trading Co Ltd	2,074,930	0.43	0.42	2,074,930	0.43	0.42	-
5	Deepika Jindal	69,265	0.01	-	69,265	0.01	-	0.00
6	Ever Plus Securities & Finance Limited	1,157,835	0.24	0.24	1,157,835	0.24	0.24	0.00
7	Gagan Trading Company Limited	2,454,295	0.51	0.51	2,454,295	0.50	0.50	(0.01)
8	Goswamis Credits & Investments Limited	877,795	0.18	0.13	877,795	0.18	0.13	0.0
9	Hexa Securities & Finance Co Ltd	4,931,175	1.03	1.03	4,931,175	1.01	1.01	(0.02)
10	Jindal Equipment Leasing and Consultancy Services Limited	5,735,555	1.20	1.20	5,735,555	1.18	1.18	(0.02)
11	JSW Holdings Limited	460,720	0.10	0.10	460,720	0.09	0.09	(0.01)
12	Nalwa Sons Investments Limited	347,945	0.07	0.07	347,945	0.07	0.07	0.00
13	Kamal Kishore Bhartia	3,550	0.00	-	3,550	0.00	-	0.00
14	Manjula Finances Ltd	1,012,080	0.21	0.21	1,012,080	0.21	0.21	0.00
15	Mansarover Investments Limited	3,797,210	0.79	0.79	3,797,210	0.78	0.78	(0.01)
16	Meredith Traders Pvt Ltd	422,210	0.09	0.09	422,210	0.09	0.09	0.00
17	Nalwa Engineering Co Ltd	747,290	0.16	0.16	747,290	0.15	0.15	(0.01)
18	Nalwa Investment Limited	1,707,110	0.36	0.36	1,707,110	0.35	0.35	(0.01)
19	Naveen Jindal	12,768	0.00	-	12,768	0.00	-	0.00
20	Naveen Jindal HUF	107,860	0.02	-	107,860	0.02	-	0.00
21	Parth Jindal	27,575	0.01	-	27,575	0.01	-	0.00
22	Prithvi Raj Jindal	31,298	0.01	-	31,298	0.01	-	0.00

Sl. No.	Shareholder's Name	Shareholding at the beginning of the year – 1st April, 2019 (Face value of ₹ 2/- each)			Shareholding at the end of the year – 31st March, 2020 (Face value of ₹ 2/- each)			
		No. of Shares	% of total Shares of the Company	% of Shares Pledged / encumbered to total shares	No. of Shares	% of total Shares of the Company	% of Shares Pledged / encumbered to total shares	% change in share holding during the year
23	P R Jindal HUF	58,290	0.01	-	58,290	0.01	-	0.00
24	Ratan Jindal	7,424,148	1.55	-	9,232,511	1.89	-	0.35
25	R K Jindal & Sons HUF	13,940	0.00	-	13,940	0.00	-	0.00
26	Renuka Financial Services Ltd	886,620	0.19	0.18	886,620	0.18	0.18	(0.01)
27	Rohit Tower Building Ltd	31,200	0.01	0.01	31,200	0.01	0.01	0.00
28	S K Jindal and Sons HUF	33,330	0.01	-	33,330	0.01	-	0.00
29	Sangita Jindal	94,658	0.02	-	94,658	0.02	-	0.00
30	Sarika Jhunjhunwala	76,725	0.02	-	76,725	0.02	-	0.00
31	Saroj Bhartia	40	0.00	-	40	0.00	-	0.00
32	Savitri Devi Jindal	88,573	0.02	-	88,573	0.02	-	0.00
33	Seema Jajodia	900	0.00	-	900	0.00	-	0.00
34	Sminu Jindal	43,875	0.01	-	43,875	0.01	-	0.00
35	Stainless Investments Limited	1,442,895	0.30	0.30	1,442,895	0.30	0.30	0.00
36	Sun Investments Pvt. Limited	9,296,780	1.94	1.94	9,296,780	1.91	1.91	(0.03)
37	Tanvi Shete	11,995	0.00	-	11,995	0.00	-	0.00
38	Tarini Jindal Handa	12,000	0.00	-	12,000	0.00	-	0.00
39	Tripti Jindal	12,175	0.00	-	12,175	0.00	-	0.00
40	Urvi Jindal	11,605	0.00	-	11,605	0.00	-	0.00
41	Vrindavan Services Private Limited	4,946,705	1.03	1.03	4,946,705	1.02	1.02	(0.01)
42	JSL Overseas Holding Limited$	54,260,440	11.32	11.18	54,260,440	11.14	11.00	(0.19)
43	Jindal Strips Limited	5,314,090	1.11	1.11	5,314,090	1.09	1.09	(0.02)
44	Siddeshwari Tradex Private Limited	2,755,890	0.58	0.58	2,755,890	0.57	0.57	(0.01)
45	Jindal Rex Exploration Private Limited	929,730	0.19	0.19	929,730	0.19	0.19	0.00

Sl. No.	Shareholder's Name	Shareholding at the beginning of the year – 1st April, 2019 (Face value of ₹ 2/- each)			Shareholding at the end of the year – 31st March, 2020 (Face value of ₹ 2/- each)			
		No. of Shares	% of total Shares of the Company	% of Shares Pledged / encumbered to total shares	No. of Shares	% of total Shares of the Company	% of Shares Pledged / encumbered to total shares	% change in share holding during the year
46	Jindal Stainless (Hisar) Limited	168,284,309	35.12	35.12	168,284,309	34.54	34.54	(0.58)
47	Jindal Coke Limited	6,920	0.00	-	6,920	0.00	-	0.00
48	Jindal United Steel Limited	6,920	0.00	-	6,920	0.00	-	0.00
49	Virtuous Tradecorp Private Limited	19,181,586	4.00	-	19,181,586	3.94	-	(0.07)
50	Sajjan Jindal (as a trustee for Sajjan Jindal Family Trust)	100	0.00	-	100	0.00	-	0.00
51	Sajjan Jindal (as a trustee for Sajjan Jindal Lineage Trust)	100	0.00	-	100	0.00	-	0.00
52	Sajjan Jindal (as a trustee for Sangita Jindal Family Trust)	100	0.00	-	100	0.00	-	0.00
53	Sajjan Jindal (as a trustee for Tarini Jindal Family Trust)	100	0.00	-	100	0.00	-	0.00
54	Sajjan Jindal (as a trustee for Tanvi Jindal Family Trust)	100	0.00	-	100	0.00	-	0.00
55	Sajjan Jindal (as a trustee for Parth Jindal Family Trust)	100	0.00	-	100	0.00	-	0.00
56	JSL Limited	-	-	-	8,012,940	1.64	-	1.64
	Total	**30,43,78,325**	**63.52**	**57.12**	**31,51,06,075**	**64.67**	**56.2**	**1.16**

$ JSL Overseas Holding Limited also holds 8,367,492 GDS representing 16,734,984 Equity shares of Rs.2/- each.

(iii) Change in Promoters' Shareholding (please specify, if there is no change)

Sr. No.	Name of Shareholder	As on 1.4.2019		As on 31.3.2020		Date wise increase / decrease in promoter shareholding during the year			
		No. of Shares	% of total Shares of the Company	No. of Shares	% of total Shares of the Company	Date of issue of share/ disposed off	No of shares disposed off	No of shares acquired /issue	No. of shares at the end of the year
1	Abhinandan Investments Limited	811,350	0.17	811,350	0.17	-	-	-	811,350
2	Abhyuday Jindal	2,347,180	0.49	32,53,627	0.67	-	-	Refer note 1	32,53,627
3	Arti Jindal	14,390	0.00	14,390	0.00	-	-	-	14,390
4	Colarado Trading Co Ltd	2,074,930	0.43	2,074,930	0.43	-	-	-	2,074,930
5	Deepika Jindal	69,265	0.01	69,265	0.01	-	-	-	69,265
6	Ever Plus Securities & Finance Limited	1,157,835	0.24	1,157,835	0.24	-	-	-	1,157,835
7	Gagan Trading Company Limited	2,454,295	0.51	2,454,295	0.50	-	-	-	2,454,295
8	Goswamis Credits & Investments Limited	877,795	0.18	877,795	0.18	-	-	-	877,795
9	Hexa Securities & Finance Co Ltd	4,931,175	1.03	4,931,175	1.01	-	-	-	4,931,175
10	Jindal Equipment Leasing and Consultancy Services Limited	5,735,555	1.20	5,735,555	1.18	-	-	-	5,735,555
11	JSW Holdings Limited	460,720	0.10	460,720	0.09	-	-	-	460,720
12	Nalwa Sons Investments Limited	347,945	0.07	347,945	0.07	-	-	-	347,945
13	Kamal Kishore Bhartia	3,550	0.00	3,550	0.00	-	-	-	3,550
14	Manjula Finances Ltd	1,012,080	0.21	1,012,080	0.21	-	-	-	1,012,080
15	Mansarover Investments Limited	3,797,210	0.79	3,797,210	0.78	-	-	-	3,797,210
16	Meredith Traders Pvt Ltd	422,210	0.09	422,210	0.09	-	-	-	422,210

Sr. No.	Name of Shareholder	As on 1.4.2019		As on 31.3.2020		Date wise increase / decrease in promoter shareholding during the year			
		No. of Shares	% of total Shares of the Company	No. of Shares	% of total Shares of the Company	Date of issue of shares	No of shares disposed off	No of shares acquired	No. of shares at the end of the year
17	Nalwa Engineering Co Ltd	747,290	0.16	747,290	0.15	-	-	-	747,290
18	Nalwa Investment Ltd	1,707,110	0.36	1,707,110	0.35	-	-	-	1,707,110
19	Naveen Jindal	12,768	0.00	12,768	0.00	-	-	-	12,768
20	Naveen Jindal HUF	107,860	0.02	107,860	0.02	-	-	-	107,860
21	Parth Jindal	27,575	0.01	27,575	0.01	-	-	-	27,575
22	Prithvi Raj Jindal	31,298	0.01	31,298	0.01	-	-	-	31,298
23	P R Jindal HUF	58,290	0.01	58,290	0.01	-	-	-	58,290
24	Ratan Jindal	7,424,148	1.55	9,232,511	1.89	-	-	Refer Note 2	9,232,511
25	R K Jindal & Sons HUF	13,940	0.00	13,940	0.00	-	-	-	13,940
26	Renuka Financial Services Ltd	886,620	0.19	886,620	0.18	-	-	-	886,620
27	Rohit Tower Building Ltd	31,200	0.01	31,200	0.01	-	-		31,200
28	S K Jindal and Sons HUF	33,330	0.01	33,330	0.01	-	-		33,330
29	Sangita Jindal	94,658	0.02	94,658	0.02	-	-	-	94,658
30	Sarika Jhunjhunwala	76,725	0.02	76,725	0.02	-	-	-	76,725
31	Saroj Bhartia	40	0.00	40	0.00	-	-	-	40
32	Savitri Devi Jindal	88,573	0.02	88,573	0.02	-	-	-	88,573
33	Seema Jajodia	900	0.00	900	0.00	-	-	-	900
34	Sminu Jindal	43,875	0.01	43,875	0.01	-	-	-	43,875
35	Stainless Investments Limited	1,442,895	0.30	1,442,895	0.30	-	-	-	1,442,895
36	Sun Investments Pvt. Limited	9,296,780	1.94	9,296,780	1.91	-	-	-	9,296,780
37	Tanvi Shete	11,995	0.00	11,995	0.00	-	-	-	11,995
38	Tarini Jindal Handa	12,000	0.00	12,000	0.00	-	-	-	12,000
39	Tripti Jindal	12,175	0.00	12,175	0.00	-	-	-	12,175
40	Urvi Jindal	11,605	0.00	11,605	0.00	-	-	-	11,605
41	Vrindavan Services Private Limited	4,946,705	1.03	4,946,705	1.02	-	-	-	4,946,705
42	JSL Overseas Holding Limited$	54,260,440	11.32	54,260,440	11.14	-	-	-	54,260,440

Sr. No.	Name of Shareholder	As on 1.4.2019		As on 31.3.2020		Date wise increase / decrease in promoter shareholding during the year			
		No. of Shares	% of total Shares of the Company	No. of Shares	% of total Shares of the Company	Date of issue of shares	No of shares disposed off	No of shares acquired	No. of shares at the end of the year
43	Jindal Strips Limited	5,314,090	1.11	5,314,090	1.09	-	-	-	5,314,090
44	Siddeshwari Tradex Private Limited	2,755,890	0.58	2,755,890	0.57	-	-	-	2,755,890
45	Jindal Rex Exploration Private Limited	929,730	0.19	929,730	0.19	-	-	-	929,730
46	Jindal Stainless (Hisar) Limited	168,284,309	35.12	168,284,309	34.54	-	-	-	168,284,309
47	Jindal Coke Limited	6,920	0.00	6,920	0.00	-	-	-	6,920
48	Jindal United Steel Limited	6,920	0.00	6,920	0.00	-	-	-	6,920
49	Virtuous Tradecorp Private Limited	19,181,586	4.00	19,181,586	3.94	-	-	-	19,181,586
50	Sajjan Jindal (as a trustee for Sajjan Jindal Family Trust)	100	0.00	100	0.00	-	-	-	100
51	Sajjan Jindal (as a trustee for Sajjan Jindal Lineage Trust)	100	0.00	100	0.00	-	-	-	100
52	Sajjan Jindal (as a trustee for Sangita Jindal Family Trust)	100	0.00	100	0.00	-	-	-	100
53	Sajjan Jindal (as a trustee for Tarini Jindal Family Trust)	100	0.00	100	0.00	-	-	-	100
54	Sajjan Jindal (as a trustee for Tanvi Jindal Family Trust)	100	0.00	100	0.00	-	-	-	100
55	Sajjan Jindal (as a trustee for Parth Jindal Family Trust)	100	0.00	100	0.00	-	-	-	100
56	JSL Limited	-	-	8,012,940	1.64	shares allotted on 18.09.2019	-	-	8,012,940
		304,378,325	**63.51**	**315,106,075**	**64.67**				

'$' JSL Overseas Holding Limited also holds 8,367,492 GDS representing 16,734,984 Equity shares of Rs.2/- each.

Note 1: Details of shares acquired by Mr. Abhyuday Jindal

Date	No. of shares disposed off	No. of shares acquired
1-Apr-19	-	1,10,000
23-May-19	-	50,000
24-May-19	-	50,000
27-May-19	-	35,000
28-May-19	-	25,000
29-May-19	-	70,000
30-May-19	-	62,997
3-Jun-19	-	70,223
4-Jun-19	-	47,000
6-Jun-19	-	43,292
7-Jun-19	-	60,488
10-Jun-19	-	52,000
11-Jun-19	-	45,000
13-Jun-19	-	30,747
14-Jun-19	-	40,000
17-Jun-19	-	44,700
18-Jun-19	-	70,000
Total	**-**	**9,06,447**

Note 2: Details of shares acquired by Mr. Ratan Jindal

Date	No. of shares disposed off	No. of shares acquired
19-Jun-19	-	60,000
20-Jun-19	-	50,000
21-Jun-19	-	56,000
24-Jun-19	-	71,378
25-Jun-19	-	81,000
26-Jun-19	-	36,000
27-Jun-19	-	63,472
28-Jun-19	-	55,000
9-Aug-19	-	71,500
13-Aug-19	-	71,000
14-Aug-19	-	70,000
16-Aug-19	-	70,000
19-Aug-19	-	71,500
20-Aug-19	-	71,700
21-Aug-19	-	65,000
22-Aug-19	-	85,000
23-Aug-19	-	82,000
26-Aug-19	-	70,000
27-Aug-19	-	73,599
28-Aug-19	-	80,901
29-Aug-19	-	74,922
30-Aug-19	-	80,000
3-Sep-19	-	60,610
4-Sep-19	-	81,000
5-Sep-19	-	75,418
6-Sep-19	-	81,363
Total	**-**	**1,808,363**

(iv) Shareholding Pattern of top ten Shareholders (other than Directors, Promoters and Holders of GDRs and ADRs):

Sr. No.	Name of Shareholder	As on 1.4.2019		As on 31.3.2020		Date wise increase / decrease in shareholding during the year			
		No. of Shares	% of total Shares of the Company	No. of Shares	% of total Shares of the Company	Date	No of shares disposed off	No of shares acquired	No. of shares at the end of the year
1	KOTAK SPECIAL SITUATIONS FUND	NIL	NIL	27481027	5.64	17.01.2020	-	24764904	27481027
						07.02.2020	-	764538	
						28.02.2020	-	330604	
						06.03.2020	-	1120981	
						20.03.2020	-	500000	
2	ELM PARK FUND LIMITED	19726392	4.12	19726392	4.05	-	-	-	19726392
3	HYPNOS FUND LIMITED	19333711	4.03	18333711	3.76	28.02.2020	1,000,000	-	18333711
4	ALBULA INVESTMENT FUND LTD	3609070	0.75	10247050	2.10	07.02.2020	-	3882980	10247050
						21.02.2020	-	2755000	
5	ABU DHABI INVESTMENT AUTHORITY - BEHAVE	0	0.00	5680000	1.17	21.02.2020	-	2680000	5680000
						06.03.2020	-	1000000	
						20.03.2020	-	2000000	
6	BANK OF BARODA	3158567	0.66	3562659	0.73	19.04.2019	-	404092	3562659
7	CANARA BANK	2502300	0.52	2502300	0.51	-	-	-	2502300
8	AEQUITAS EQUITY SCHEME I	658401	0.14	1765256	0.36	05.04.2019	-	247073	1765256
						12.04.2019	-	305150	
						19.04.2019	-	374251	
						26.04.2019	-	107677	
						10.05.2019	-	50000	
						27.07.2019	-	22704	
9	ICICI BANK LIMITED	162975	0.03	964977	0.20	05.04.2019	-	69532	964977
						12.04.2019	-	132507	
						19.04.2019	-	77261	
						26.04.2019	1097	-	
						03.05.2019	-	75096	
						10.05.2019	6458	-	

Sr. No.	Name of Shareholder	As on 1.4.2019		As on 31.3.2020		Date wise increase / decrease in shareholding during the year			
		No. of Shares	% of total Shares of the Company	No. of Shares	% of total Shares of the Company	Date	No of shares disposed off	No of shares acquired	No. of shares at the end of the year
						17.05.2019	-	15066	
						24.05.2019	-	9081	
						31.05.2019	171860		
						07.06.2019	-	60827	
						14.06.2019	64302	-	
						21.06.2019		72912	
						29.06.2019	78303		
						05.07.2019	-	22522	
						12.07.2019	-	288671	
						19.07.2019	7014	-	
						26.07.2020	-	4159	
						02.08.2019	34400	-	
						09.08.2019	11688	-	
						16.08.2019	1962	-	
						23.08.2019	-	25596	
						30.08.2019	395944	-	
						06.09.2019	-	5067	
						13.09.2019	-	4707	
						20.09.2019	-	39901	
						27.09.2019	11985	-	
						30.09.2019	-	3151	
						04.10.2019	-	808	
						11.10.2019	-	4938	
						18.10.2019	5097	-	
						25.10.2019	-	4947	
						01.11.2019	189	-	
						08.11.2019	-	2066	
						15.11.2019	-	13650	
						22.11.2019	-	182315	
						29.11.2019	-	101499	
						06.12.2019	223344	-	
						13.12.2019	-	156657	
						20.12.2019	-	89520	
						27.12.2019	151781	-	
						31.12.2019	-	7615	

Sr. No.	Name of Shareholder	As on 1.4.2019		As on 31.3.2020		Date wise increase / decrease in shareholding during the year			
		No. of Shares	% of total Shares of the Company	No. of Shares	% of total Shares of the Company	Date	No of shares disposed off	No of shares acquired	No. of shares at the end of the year
						03.01.2020	-	34575	
						10.01.2020	-	52985	
						17.01.2020	-	101896	
						24.01.2020	-	12706	
						31.01.2020	19212	-	
						07.02.2020	230618	-	
						14.02.2020	15028	-	
						21.02.2020	-	141097	
						28.02.2020	-	126321	
						06.03.2020	59831	-	
						13.03.2020	-	61527	
						20.03.2020	-	265635	
						27.03.2020	-	26286	
						31.03.2020	984	-	
10.	INDIA MAX INVESTMENT FUND LIMITED	3997980	0.83	115000	0.02	07.02.2020	3882980	-	115000
11.	STATE BANK OF INDIA	13055686	2.72	0	0.00	05.04.2019	1639941	-	0
						12.04.2019	1975	-	
						24.05.2019	11823	-	
						31.05.2019	133743	-	
						21.06.2019	269582	-	
						29.06.2019	247595	-	
						23.08.2019	72751	-	
						30.08.2019	55132	-	
						13.09.2019	155649	-	
						20.09.2019	8530	-	
						10.01.2020	10458965	-	
12.	PUNJAB NATIONAL BANK	8059872	1.68	0	0.00	10.01.2020	8059872	-	0
13.	IDBI BANK LTD.	3196930	0.67	0	0.00	10.01.2020	3196930	-	0
14.	ELARA INDIA OPPORTUNITIES FUND LIMITED	2755000	0.57	0	0.00	21.02.2020	2755000	-	0
15.	ACADIAN EMERGING SMALL CAP FUND LLC	0	0.00	654299	0.13	13.12.2019		14985	654299
						20.12.2019		54520	
						17.01.2020		74814	
						07.02.2020		36631	
						14.02.2020		93936	
						28.02.2020		100720	
						13.03.2020		278693	

(v) Shareholding of Directors and Key Managerial Personnel:

Sr. No.	Name of Shareholder	As on 01.04.2019		As on 31.03.2020		Date wise increase / decrease in shareholding during the year			
		No. of Shares	% of total Shares of the Company	No. of Shares	% of total Shares of the Company	Date*	No of shares disposed off	No of shares acquired	No. of shares at the end of the year
1	Mr. Ratan Jindal	74,24,148	1.55	9,232,511	1.89	Refer Note 2 above			92,32,511
2	Mr. Abhyuday Jindal	23,47,180	0.49	32,53,627	0.67	Refer Note 1 above			32,53,627
3	Mr. Gautam Kanjilal	-	-	-	-	-	-	-	-
4	Mr. Suman Jyoti Khaitan	-	-	-	-	-	-	-	-
5	Mr. Tarun Kumar Khulbe	34,076	0.00	47,076	0.00	30.09.2019	-	13,000	47,076
6	Ms. Bhaswati Mukherjee	-	-	-	-	-	-	-	-
7	Mrs. Arti Luniya	-	-	-	-	-	-	-	-
8	Mr. Jayaram Easwaran	-	-	-	-	-	-	-	-
9	Mr. Anurag Mantri	11,676	0.00	39,269	0.00	09.03.2020	-	10,000	39,269
						11.03.2020	-	7,000	
						12.03.2020	-	7,593	
						23.03.2020	-	1,000	
						24.03.2020	-	2,000	
10	Mr. Navneet Raghuvanshi	-	-	-	-	-	-	-	-

V. INDEBTEDNESS

Indebtedness of the Company including interest outstanding / accrued but not due for payment

(Amount in ₹ Crore)

Particulars	Secured Loans excluding deposits	Unsecured Loans	0.01% Optionally Convertible Redeemable Preference Shares	Working Capital	Total Indebtedness
Indebtedness at the beginning of the financial year – 1st April, 2019					
(i) Principal Amount	2,049.83	900	694.92	472.97	4,117.72
(ii) Interest due but not paid	81.00	-	-	-	81.00
(iii) Interest accrued but not due	17.36	-	-	-	17.36
Total (i+ii+iii)	**2,148.19**	**900**	**694.92**	**472.97**	**4,216.08**
Change in Indebtedness during the financial year					
(i) Addition	883.75	-	-	-	883.75
(ii) Reduction	(492.66)	-	(694.92)	(75.41)	(1,262.99)
Net Change	391.09	-	(694.92)	(75.41)	(379.24)
Indebtedness at the end of the financial year – 31st March, 2020					
(i) Principal Amount	2357.18	900	-	397.56	3654.74
(ii) Interest due but not paid	11.60	-	-	-	11.60
(iii) Interest accrued but not due	170.50	-	-	-	170.50
Total (i+ii+iii)	**2,539.28**	**900**	**-**	**397.56**	**3,836.84**

VI. REMUNERATION OF DIRECTORS AND KEY MANAGERIAL PERSONNEL

A. REMUNERATION TO MANAGING DIRECTOR, WHOLE-TIME DIRECTORS AND/OR MANAGER:

(Amount in ₹ Lakhs)

Sl. No.	Particulars of Remuneration	Name of MD / WTD / Manager			Total Amount
1.	**Gross Salary**	**Mr. Ratan Jindal (CMD)***	**Mr. Abhyuday Jindal (MD)****	**Mr. Tarun Kumar Khulbe (WTD)**	
	(a) Salary as per provisions contained in Section 17(1) of the Income-tax Act, 1961	NIL	NIL	150.13	150.13
	(b) Value of perquisites u/s 17(2) of Income-tax Act, 1961	NIL	NIL	0.39	0.39

	(c) Profits in lieu of salary u/s 17(3) of Income-tax Act, 1961	NIL	NIL	NIL	NIL
2.	Stock Option	NIL	NIL	NIL	NIL
3.	Sweat Equity	NIL	NIL	NIL	NIL
4.	Commission	NIL	NIL	NIL	NIL
	- as % of profit	NIL	NIL	NIL	NIL
	- others, specify	NIL	NIL	NIL	NIL
5.	Others - Provident Fund	NIL	NIL	5.54	5.54
	- Reimbursement	NIL	NIL	4.04	4.04
	Total (A)	**NIL**	**NIL**	**160.1**	**160.1**
	Ceiling as per the Act ***				

* Mr. Ratan Jindal did not receive any remuneration from the Company. However, he has received salary of Rs. 13.92 Crore from Jindal Stainless FZE Dubai subsidiary of the Company during the Financial year 2019-20.

** Mr. Abhyuday Jindal did not receive any remuneration from the Company

B. REMUNERATION TO OTHER DIRECTORS

1. Independent Directors

(Amount in ₹ Lakhs)

Particulars of Remuneration	**Name of Directors**						
	Mr. Suman Jyoti Khaitan	**Mr. T.S. Bhattacharya[1]**	**Dr. Rajeev Uberoi[2]**	**Mr. Jayaram Easwaran**	**Ms. Bhaswati Mukherjee**	**Mrs. Arti Luniya3**	**Total Amount**
Fee for attending board /committee meetings	5.60	1.50	1.30	3.30	4.90	1.00	17.60
Commission	-	-	-	-	-	-	
Others, please specify	-	-	-	-	-	-	
Total (1)	**5.60**	**1.50**	**1.30**	**3.30**	**4.90**	**1.00**	**17.60**

1. Mr. T.S. Bhattacharya ceased to be Independent Director of the Company w.e.f. 22nd September, 2019, on completion of his second term as Independent Director.

2. Due to personal reasons, Dr. Rajeev Uberoi resigned from the position of Independent Director w.e.f. 2nd July 2019.

3. Mrs. Arti Luniya was appointed as an Independent Director of the Company w.e.f. 26th November, 2019.

2. Other Non-Executive Directors

(Amount in ₹ Lakhs)

Other Non-Executive Directors	Mr. Gautam Kanjilal	Total Amount
Fee for attending board committee meetings	4.80	4.80
Commission	-	-
Others, please specify	-	-
Total (2)	**4.80**	**4.80**
Total Managerial Remuneration (A+B)		
Overall Ceiling as per the Act***	N.A.	N.A.

***The above said remuneration of Executive Director is within the limits as prescribed under Schedule V of the Companies Act, 2013 and as per the approval received from the members of the Company. The non-executive directors were paid sitting fees as per the provisions of the Companies Act, 2013.

C. REMUNERATION TO KEY MANAGERIAL PERSONNEL OTHER THAN MD / MANAGER / WTD

(Amount in ₹ Lakhs)

Sl. No.	Particulars of Remuneration	Key Managerial Personnel		
		Mr. Anurag Mantri (CFO)	Mr. Navneet Raghuvanshi (CS)	Total
1.	Gross Salary			
	(a) Salary as per provisions contained in Section 17(1) of the Income-tax Act, 1961	182.39	70.90	253.29
	(b) Value of perquisites u/s 17(2) of Income-tax Act, 1961	0.39	1.81	2.2
	(c) Profits in lieu of salary u/s 17(3) of Income-tax Act, 1961	-	-	-
2.	Stock Option	-	-	-
3.	Sweat Equity	-	-	-
4.	Commission	-	-	-
	- as % of profit	-	-	-
	- others, specify	-	-	-
5.	Others - Provident Fund	6.82	2.56	9.38
	- Reimbursement	3.87	5.22	9.09
	Total	**193.47**	**80.49**	**273.96**

VII. PENALTIES / PUNISHMENT / COMPOUNDING OF OFFENCES:

Type	Section of the Companies Act	Brief Description	Details of Penalty / Punishment / Compounding	Authority [RD / NCLT / COURT]	Appeal made, if any (give details)
A. COMPANY					
Penalty	NIL				
Punishment	NIL				
Compounding	NIL				
B. DIRECTORS					
Penalty	NIL				
Punishment	NIL				
Compounding	NIL				
C. OTHER OFFICERS IN DEFAULT					
Penalty	NIL				
Punishment	NIL				
Compounding	NIL				

For and on behalf of the Board of Directors

Place: New Delhi
Date: 6 June, 2020

Abhyuday Jindal
Managing Director
DIN: 07290474

Tarun Kumar Khulbe
Wholetime Director
DIN: 07302532

ANNEXURE V TO DIRECTORS REPORT

FORM NO. AOC-2

(Pursuant to Clause (h) of sub-section (3) of section 134 of the Act and Rule 8(2) of the Companies (Accounts) Rules, 2014)

Form for disclosure of particulars of contracts/arrangements entered into by the Company with related parties referred to in sub-section (1) of Section 188 of the Companies Act, 2013 including certain arm's length transactions under third proviso thereto.

1. DETAILS OF CONTRACTS OR ARRANGEMENTS OR TRANSACTIONS NOT AT ARM'S LENGTH BASIS:

(a)	Name(s) of the related party and nature of relationship	**NIL** (All contract or arrangement or transactions with related parties are at arm's length basis)
(b)	Nature of contracts/ arrangements/ transactions	
(c)	Duration of the contracts / arrangements/transactions	
(d)	Salient terms of the contracts or arrangements or transactions including the value, if any	
(e)	Justification for entering into such contracts or arrangements or transactions	
(f)	Date(s) of approval by the Board	
(g)	Amount paid as advances, if any	
(h)	Date on which the special resolution was passed in general meeting as required under first proviso to Section 188	

2. DETAILS OF MATERIAL CONTRACTS OR ARRANGEMENT OR TRANSACTIONS AT ARM'S LENGTH BASIS:

(a)	Name(s) of the related party and nature of relationship	**Jindal Stainless (Hisar) Limited** *(Jindal Stainless (Hisar) Limited is a public limited company in which two Directors of the Company are also directors and hold more than 2% of its paid up share capital).*
(b)	Nature of contracts/ arrangements/ transactions	Sale, purchase or supply of materials and services, Cash Flow Support as per Asset Management Plan, etc.
(c)	Duration of the contracts/ arrangements/ transactions	April, 2019 to March, 2020
(d)	Salient terms of the contracts or arrangements or transactions including the value, if any	Sale, purchase or supply of materials and services, Cash Flow Support etc. amounting to approx. Rs. 1,610 Crore.
(e)	Date(s) of approval by the Board, if any	6th February, 2019
(f)	Amount paid as advances, if any	-

For and on behalf of the Board of Directors

Place: New Delhi
Date: 6 June, 2020

Abhyuday Jindal	**Tarun Kumar Khulbe**
Managing Director	**Wholetime Director**
DIN: 07290474	**DIN: 07302532**

REPORT ON CORPORATE GOVERNANCE

In accordance with Regulation 34(3) read with Schedule V to the Securities and Exchange Board of India (Listing Obligations and Disclosure Requirements) Regulations, 2015, as amended ("**SEBI LODR**"), the report containing the details of Corporate Governance systems and processes at Jindal Stainless Limited ("**JSL/Company**") is as follows:

1. COMPANY'S PHILOSOPHY ON THE CODE OF CORPORATE GOVERNANCE:

Corporate Governance is creation and enhancing long term sustainable value for the stakeholders through ethically driven business process. At JSL, it is imperative that your Company affairs are managed in a fair and transparent manner. We recognize communication as a key element of the overall corporate governance framework and therefore, emphasize on seamless and efficient flow of relevant communication to all external constituencies. We believe that appropriate disclosure procedures, transparent accounting policies, strong and independent Board practices and highest level of ethical standards are critical to enhance and retain investor's trust and generate sustainable corporate growth. We also believe that Corporate Governance is not just a definition but a journey to constantly improve sustainable value creation.

Keeping the above principles and beliefs in mind, your Company has formed the Corporate Governance Framework on the following broad practices:

(a) Engaging a diverse and highly professional, experienced and competent Board of Directors, with versatile expertise in industry, finance, management and law;
(b) Deploying well defined governance structures that establish checks and balances and delegates decision making to appropriate levels in the organization;
(c) Adoption and implementation of fair, transparent and robust systems, processes, policies and procedures;
(d) Making high levels of disclosures for dissemination of corporate, financial and operational information to all its stakeholders; and
(e) Having strong systems and processes to ensure full and timely compliances with all legal and regulatory requirements and zero tolerance for non-compliance.

2. BOARD OF DIRECTORS:

(i) Composition and Category of Directors

The Board of Directors of your Company has an optimum combination of Executive and Non-Executive Directors, in conformity with Regulation 17 of the SEBI LODR. As at 31st March, 2020, the Board of your Company consisted of eight Directors, out of which four are Non-Executive Independent Directors including two Independent Woman Directors.

Details with respect to size and composition of Board of Directors are given hereunder:

Category	Name of Directors
Promoter Directors	Mr. Ratan Jindal, Chairman and Managing Director[1] Mr. Abhyuday Jindal, Managing Director
Whole-time Director	Mr. Tarun Kumar Khuble
Independent Non-executive Directors	Mr. Suman Jyoti Khaitan[2] Mr. Jayaram Easwaran[3] Ms. Bhaswati Mukherjee Mrs. Arti Luniya[4]
Nominee Director – State Bank of India (Lender)	Mr. Gautam Kanjilal

1 *Mr. Ratan Jindal was re-appointed as Chairman and Managing Director of the Company for a period of three years w.e.f. 1st April, 2019.*

2 *Mr. Suman Jyoti Khaitan was re-appointed as an Independent Non- Executive Director for a second term of 3 years w.e.f. September 22, 2019.*

3 *Mr. Jayaram Easwaran was appointed as an Independent Non-executive Director of the Company w.e.f. 5th August, 2019.*

4 *Mrs. Arti Luniya was appointed as an Independent Non-executive Director of the Company w.e.f. 26th November, 2019.*

(ii) Independent Directors

The Company has received declarations as stipulated under Section 149(7) of the Companies Act, 2013 ("**the Act**") and Regulation 16 of the SEBI LODR from the Independent Directors confirming that:

a. They are independent, and
b. They are not disqualified.

The Independent Directors had confirmed that they fulfill the conditions specified in the SEBI LODR/ the Act and they are independent to the management of the Company. Further, in terms of Regulation 25(8) of SEBI LODR, the Independent Directors have also confirmed that they are not aware of any circumstances or situation which exists or may be reasonably anticipated that could impair or impact their ability to discharge their duties. Dr. Rajeev Uberoi resigned from the position of Independent Director w.e.f. 2nd July 2019, due to personal reasons and had confirmed that other than the said reason there were no other material reasons for his resignation from the position of Independent Director of the Company. Mr. T.S. Bhattacharya ceased to be Director of the Company w.e.f. 22nd September, 2019, due to completion of second term as Independent Director of the Company.

Your Company had also issued formal appointment letters to the Independent Directors in the manner provided under the Act and the SEBI LODR. The terms and conditions of the appointment of Independent Directors have been displayed on the website of the Company and can be accessed through the following link:

http://jslstainless.com/pdf/Terms%20&%20conditions%20of%20Appointment%20of%20Independent%20Directors.pdf

(iii) Board Meetings

During the financial year 2019-20, four Board meetings were held on 20th May, 2019, 5th August, 2019, 11th November, 2019 and 11th February, 2020. The gap between any two consecutive meetings was within the limit prescribed under the Act. The necessary quorum was present during all the meetings.

(iv) Attendance of Directors, Directorships and other details

Attendance of Directors at the Board Meetings, last Annual General Meeting and number of Directorships and Chairmanships / Memberships of Committee(s) in other public companies as on 31st March, 2020 are given below:

Name of Director	No. of Board Meetings attended	Attendance at last AGM	No. of Directorships held in other companies	No. of Memberships(M) / Chairmanships (C) in other Board Committee(s)	No. of Shares and Convertible Instruments held by Non-Executive Directors
Mr. Ratan Jindal [1]	2	Yes	5	Nil	N.A.
Mr. Abhyuday Jindal [1]	4	No	1	1(M)	N.A.

Mr. Gautam Kanjilal	4	Yes	4	1(M), 3(C)	-
Name of Director	**No. of Board Meetings attended**	**Attendance at last AGM**	**No. of Directorships held in other companies**	**No. of Memberships(M) / Chairmanships (C) in other Board Committee(s)**	**No. of Shares and Convertible Instruments held by Non-Executive Directors**
Mr. Suman Jyoti Khaitan	4	No	2	3(M)	-
Mr. T.S. Bhattacharya[2]	1	No	N.A.	N.A.	N.A.
Ms. Bhaswati Mukherjee	4	No	2	Nil	-
Dr. Rajeev Uberoi[3]	1	N.A.	N.A.	N.A.	N.A.
Mr. Tarun Kumar Khulbe	4	No	2	Nil	N.A.
Mr. Jayaram Easwaran[4]	3	Yes	Nil	Nil	-
Mrs. Arti Luniya[5]	1	N.A.	1	1	-

1 *No Director is related to any other Director on the Board except Mr. Ratan Jindal and Mr. Abhyuday Jindal, who are father and son respectively. Mr. Ratan Jindal was re-appointed as Chairman and Managing Director for a period of three years w.e.f. 1st April, 2019.*

2 *Consequent upon completion of second term as Independent Director, Mr. T.S. Bhattacharya ceased to be Director of the Company w.e.f. 22nd September, 2019.*

3 *Due to personal reasons, Dr. Rajeev Uberoi resigned from the position of Independent Director w.e.f. 2nd July 2019.*

4 *Mr. Jayaram Easwaran was appointed as Independent Non-executive Director of the Company w.e.f. 5th August, 2019.*

5 *Mrs. Arti Luniya was appointed as Independent Non-executive Director of the Company w.e.f. 26th November, 2019.*

6 *Directorships do not include directorships in foreign companies, private limited companies and companies under Section 8 of the Act.*

N.A .- Not Applicable

None of the Directors on the Board is a Director in more than 20 companies (including not more than 10 public limited companies) as specified in Section 165 of the Act. In terms of the regulations of SEBI LODR, none of the Directors of the Company:

i. holds Directorship in more than eight listed entities, and;
ii. are member in more than 10 committees or acting as a Chairperson of more than 5 committees across all listed entities.

Further, for the purpose of determining the limit of the Board Committee, chairpersonship and membership of the Audit Committee and the Stakeholders' Relationship Committee alone has been considered as per Regulation 26 (1) (b) of SEBI LODR.

Also, none of the Independent Directors of the Company:

i. serves as an Independent Director in more than seven listed companies, and;
ii. acts as a whole-time Director in any listed entity

Names of the listed entities where the Directors of the Company are Directors, are mentioned hereunder:

S. No.	Name of Directors	Number of Directorship	Name of Listed entity	Category of Directorship in other Listed entity
1	Mr. Ratan Jindal	1	Jindal Stainless (Hisar) Limited	Non-Executive Director
2	Mr. Abhyuday Jindal	1	Jindal Stainless (Hisar) Limited	Executive- Director
3	Mr. Gautam Kanjilal	2	• Shalimar Paints Limited • Optiemus Infracom Limited	Non-Executive Independent Director
4	Mr. Suman Jyoti Khaitan	2	• Indo Rama Synthetics (India) Limited • Oriental Carbon & Chemicals Limited	Non-Executive Independent Director
5	Mr. Jayaram Easwaran	NIL	NIL	N.A.
6	Ms. Bhaswati Mukherjee	2	• JK Lakshmi Cement Limited • Udaipur Cement Works Limited	Non-Executive Independent Director
7	Mrs. Arti Luniya	1	Jindal Stainless (Hisar) Limited	Non-Executive Independent Director
8	Mr. Tarun Kumar Khulbe	NIL	NIL	N.A.

(v) Board Meetings, its Committee Meetings and Procedure thereof:

A. **Scheduling and selection of agenda items for Board/ Committee Meetings**

(i) The Board meets at least once in a quarter to review the financial results, performance of the Company and other items on the agenda. Apart from the four Board Meetings, additional Board Meetings are also convened as and when required to address the specific needs of the Company by giving appropriate notice to the Directors. The Board also approves permitted urgent matters by passing the resolutions through circulation.

(ii) The meetings are usually held at the Company's corporate office at New Delhi.

(iii) All divisions/departments in the Company are encouraged to plan their functions well in advance, particularly with regard to matters requiring discussion/approval/decision in the Board/Committee meetings. All such matters are communicated to the Company Secretary in advance so that the same could be included in the agenda for the Board meetings.

(iv) The Board is given presentations on finance, sales and marketing, risk management, performance of subsidiaries and the major business segments and operations of the Company, while considering the results of the Company.

(v) The Company Secretary, in consultation with the Chairman and Managing Director / Managing Director / Whole Time Director and other concerned persons in the senior management, finalizes the agenda papers for the Board / Committee meetings.

B. Distribution of Board Agenda

(i) Agenda papers are circulated to the Directors, in advance, in the defined agenda format. All material information is incorporated in the agenda papers for facilitating meaningful, informed and focused discussions at the meeting. Where it is not possible to attach any document to the agenda, the same is placed on the table at the meeting with specific reference to this effect in the agenda.

(ii) With the permission of Chairman and all other directors present at the meeting, additional or supplementary item(s) in the agenda are taken up for discussion and consideration. Sensitive matters may be discussed at the meeting without written material being circulated in advance for the meeting.

C. Recording minutes of proceedings at Board / Committee meeting

The Company Secretary records the minutes of the proceedings of each Board and Committee Meetings. Draft minutes of the meetings are circulated to the Directors within 15 days of the meetings for their comments / inputs. The Directors are requested to share their comments/ inputs within 7 days of circulation of draft minutes. Thereafter, the minutes of the proceedings of meeting are entered in the minutes book within thirty days from the conclusion of the meeting and signed by the Chairman of the next Board / Committee Meeting. Further, the signed and certified true copy of the minutes of the last meetings are circulated to all the Directors within 15 days of signing of the minutes.

D. Post meeting follow up mechanism

There is an effective post meeting follow-up, review and reporting process for the action taken on decisions of the Board and Committees. Important decisions taken at Board / Committee meetings are communicated promptly to the concerned departments / divisions. Action Taken Report on the decisions taken during a Board meeting is placed at the next Board Meeting.

E. Compliance

The Company is in compliance of the applicable provisions of the SEBI LODR including compliance with Corporate Governance requirements.

F. During the period under review, the Board has accepted all the recommendations made by the Committees of Directors.

Further, the certificates relating to compliance of applicable provisions of law, signed by the Heads of the Departments are placed in every Board Meeting.

(vi) Familiarization Programme for Board Members including Independent Directors

The Board members are provided with necessary documents/brochures, reports and internal policies to enable them to familiarize with Company's procedures and practices.

Periodic presentations are made at the Board and Committee meetings, on business and performance updates of the Company, global business environment, business strategy and risks involved. The Company through its Key Managerial Personnel / Senior Managerial Personnel makes presentations periodically to familiarize the Independent Directors with the nature of the industry, business model, strategy, operations and functions of the Company and to apprise them about their roles, rights and responsibilities in the Company to enable them to make effective contribution and discharge their functions as a Board Member.

The Independent Directors are given every opportunity to interact with the Key / Senior Management Personnel and are given all the documents sought by them for enabling a good understanding of the Company, its various operations and the industry of which it is a part.

The familiarization programme for Independent Directors in terms of the provisions of Regulations 25 and 46 of the SEBI LODR is uploaded on the website of the Company and can be accessed through the following link:

https://jslstainless.com/pdf/DETAILS%20OF%20FAMILIARIZATION%20%20PROGRAMMES%20IMPARTED%20TO%20INDEPENDENT% 20DIRECTORS%20JSL.pdf

(vii) Desired skill/ expertise/ competence of the Board of Directors

In terms of SEBI (Listing Obligations and Disclosure Requirements) (Amendment) Regulations, 2018, the Board of Directors at their meeting held on 20th May, 2019 has identified the kills/expertise/competencies within the Board as a whole. Further, the Board of Directors at their meeting held on 6th June, 2020 had identified the names of directors who have such skills/expertise/competencies available with respective Board member of the Company as per below matrix:

Areas of Core Skills/Expertise/ Competence	Mr. Ratan Jindal	Mr. Abhyuday Jindal	Mr. Gautam Kanjilal	Mr. Suman Jyoti Khaitan	Mr. Jayaram Easwaran	Ms. Bhaswati Mukherjee	Mrs. Arti Luniya	Mr. Tarun Kumar Khulbe
Project management	Yes	Yes	Yes	No	No	No	Yes	Yes
Supply Chain Management	Yes	Yes	Yes	No	No	No	Yes	Yes
Strategic & General Management	Yes	Yes	Yes	Yes	Yes	Yes	Yes	Yes
Credit Management & Forex	Yes	Yes	Yes	No	No	No	No	Yes
Project Finance & Debt Syndication	Yes	Yes	Yes	No	No	No	No	Yes
Economics	Yes	Yes	Yes	Yes	Yes	Yes	Yes	Yes
Administrative Reforms	Yes	Yes	Yes	Yes	Yes	Yes	Yes	Yes
Law	Yes	Yes	Yes	Yes	Yes	Yes	Yes	Yes
Corporate Governance	Yes	Yes	Yes	Yes	Yes	Yes	Yes	Yes
Sales & marketing	Yes	Yes	Yes	No	Yes	No	Yes	Yes
Global Business	Yes	Yes	Yes	Yes	Yes	Yes	Yes	Yes
Technology	Yes	Yes	No	No	No	No	No	Yes
Merger & Amalgamation	Yes	Yes	Yes	Yes	Yes	No	Yes	Yes
Human Resource	Yes	Yes	Yes	Yes	Yes	Yes	Yes	Yes

(viii) Independent Directors' meeting

In accordance with the provisions of Schedule IV (Code for Independent Directors) to the Act, and Regulation 25 of the SEBI LODR, a meeting of the Independent Directors of the Company was held on 5th June, 2020, without the presence of Non-Independent Directors and representatives of the management. All the Independent Directors were present at the meeting. The Independent Directors *inter-alia*, reviewed the performance of non-independent directors,

Chairman and the Board of Directors as a whole, for the financial year 2019-20, taking into account the views of the Executive and Non- Executive Directors. The Independent Directors also evaluated the quality, content and timeliness of flow of information between the company management and the Board and its member that is necessary for the Board to effectively and reasonably perform its duties.

(ix) Evaluation of Board Effectiveness

1. In terms of the provisions of the Act, and Regulation 19 of the SEBI LODR which *inter-alia* set forth formulation of criteria of evaluation of Independent Directors and the Board of Directors, the Board of Directors upon the recommendation of the Nomination and Remuneration Committee, have to evaluate the effectiveness of the Board. Accordingly, the performance evaluation of the Board, each Director and the Committees of the Board were carried out for the financial year ended 31st March, 2020.

2. The purpose of the Board evaluation is to achieve persistent and consistent improvement in the governance of the Company at the Board level with the participation of all concerned in an environment of harmony. The Board acknowledges its intention to establish and follow best practices in Board Governance in order to fulfil its fiduciary obligation to the Company. The Board believes the evaluation will lead to a closer working relationship among the Board members, greater efficiency in the use of the Board's time and increased effectiveness of the Board as a governing body.

3. The evaluation of the Directors was based on various aspects, *inter-alia*, including the level of participation in the Board Meetings, understanding of their roles and responsibilities, business of the Company along with the environment and effectiveness of their contribution.

3. BOARD COMMITTEES

The Committees constituted by the Board play a very important role in the governance structure of the Company. The composition and the terms of reference of these Committees are approved by the Board and are in line with the requirement of the Companies Act, 2013 and Regulations 18, 19 and 20 of the SEBI LODR. The Board is updated on the discussions held at the Committee meetings and the recommendations made by various Committees. Further, the minutes of the Committee meetings are placed at the Board meetings. Currently there are following 7 (seven) committees of the Board viz. Audit Committee, Nomination and Remuneration Committee, Stakeholders Relationship Committee, Corporate Social Responsibility Committee, Share Transfer Committee, Sub-Committee and Risk Management Committee.

Meetings of Board Committees held during the year and Member's attendance:

Particulars	Audit Committee	Nomination & Remuneration Committee	Stakeholders' Relationship Committee	Corporate Social Responsibility Committee	Risk Management Committee	Sub-Committee
Meetings Held	4	2	4	2	1	17
Members' Attendance						
Mr. Ratan Jindal	NA	1	NA	0	NA	NA
Mr. Abhyuday Jindal	NA	NA	4	1	1	16
Mr. Tarun Kumar Khulbe	NA	NA	4	2	1	17
Mr. Gautam Kanjilal	4	BA	NA	NA	NA	NA
Mr. Suman Jyoti Khaitan	4	2	4	NA	NA	1
Ms. Bhaswati Mukherjee[1]	3	1	NA	1	NA	NA

Mr. Jayaram Easwaran[2]	1	NIL	NA	NA	1	NA
Mr. T. S. Bhattacharya[3]	1	1	NA	1	NA	NA
Dr. Rajeev Uberoi[4]	1	NA	NA	NA	NA	NA

1. *Ms. Bhaswati Mukherjee was induced as member of the Audit Committee w.e.f. 24th July, 2019; Nomination and Remuneration Committee w.e.f. 2nd August, 2019 and Corporate Social Responsibility Committee w.e.f. 11th November, 2019.*
2. *Mr. Jayaram Easwaran was inducted as member of the Audit Committee, Nomination and Remuneration Committee and Risk Management Committee w.e.f. 11th November, 2019;*
3. *Consequent upon completion of second term as Independent Director, Mr. T.S. Bhattacharya ceased to be Director of the Company w.e.f. 22nd September, 2019 and consequently member of the Audit Committee, Nomination and Remuneration Committee and Corporate Social Responsibility Committee.*
4. *Due to personal reasons, Dr. Rajeev Uberoi resigned from the position of Independent Director w.e.f. 2nd July 2019 and consequently member of the Audit Committee.*

(i) Audit Committee

Composition:

The composition and terms of Reference of the Audit Committee are in conformity with the provisions of Section 177 of the Act, read with the Companies (Meetings of Board and its Powers) Rules, 2014 and Regulation 18 of the SEBI LODR. The composition of the Audit Committee as on March 31, 2020 is as under:

Name of Committee Member*	Category	Status
Mr. Suman Jyoti Khaitan	Independent Director	Chairman
Ms. Bhaswati Mukherjee[1]	Independent Director	Member
Mr. Jayaram Easwaran[2]	Independent Director	Member
Mr. Gautam Kanjilal	Nominee Director, Non-Independent	Member

1. Ms. Bhaswati Mukherjee was inducted as a member of the Committee w.e.f 24th July, 2019.
2. Mr. Jayaram Easwaran was inducted as a member of the Committee w.e.f. 11th November, 2019.

*Consequent upon completion of second term as Independent Director, Mr. T.S. Bhattacharya ceased to be Director and consequently the member of the Audit Committee of the Company w.e.f. 22nd September, 2019. Further, Dr. Rajeev Uberoi resigned from the position of Independent Director w.e.f. 2nd July 2019. Accordingly, Dr. Uberoi ceased to be member of the Audit Committee of the Company w.e.f 2nd July, 2019.

Meetings & functions of Audit Committee:

The Audit Committee met four times during the financial year 2019-20 on 20th May, 2019, 5th August 2019, 11th November, 2019 and 11th February, 2020. Requisite quorum was present during all meetings. The functions of the Audit Committee inter-alia include:

- reviewing the quarterly and annual financial results/statements before submission to the Board for approval;
- recommending to the Board, the appointment, re-appointment or removal of the statutory auditors and their remuneration;
- overseeing the Company's financial reporting process;
- overseeing compliance with listing and other legal requirements relating to the financial statements;

- reviewing and monitoring the auditor's independence and performance, and effectiveness of the audit process;
- scrutiny of the inter-corporate loans and investments;
- evaluation of internal financial controls and the risk management systems;
- reviewing performance of the statutory and internal auditors, adequacy of the internal control systems;
- reviewing the adequacy of the internal audit;
- reviewing the findings of any internal investigations by the internal auditors;
- discussion with the statutory auditors, before the audit commences, the nature and the scope of audit as well as post-audit discussion to ascertain any area of concern;
- reviewing the functioning of the whistle blower mechanism;
- approving the appointment of the Chief Financial Officer;
- reviewing the Management Discussion and Analysis of financial condition and results of operations;
- reviewing the statement of significant related party transactions, submitted by the Management;
- reviewing any risks and steps to mitigate them;
- reviewing the appointment, removal and terms of remuneration of the internal auditor.

The Chief Financial Officer regularly attends the Committee meetings and the Company Secretary acts as the Secretary of the Committee. All the Committee meetings were attended by the Internal Auditors and the Statutory Auditors.

(ii) Nomination and Remuneration Committee

Composition:

The composition and terms of reference of the Nomination and Remuneration Committee (NRC) are in conformity with Section 178 of the Act and Regulation 19 of the SEBI LODR. The composition of the NRC as on March 31, 2020 is as under:

Name of Committee Member *	Category	Status
Mr. Suman Jyoti Khaitan	Independent Director	Chairman
Mr. Ratan Jindal	Chairman and Managing Director, Non Independent	Member
Ms. Bhawati Mukherjee[1]	Independent Director	Member
Mr. Jayaram Easwaran[2]	Independent Director	Member

1. Ms. Bhaswati Mukherjee was inducted as a member of the Committee w.e.f. 2nd August, 2019.
2. Mr. Jayaram Easwaran was inducted as a member of the Committee w.e.f. 11th November, 2019.

*Consequent upon completion of second term as Independent Director, Mr. T.S. Bhattacharya ceased to be Director and consequently the member of the NRC Committee of the Company w.e.f. 22nd September, 2019.

Brief terms of reference:

The terms of reference for the Nomination and Remuneration Committee of the Company inter-alia include:

- formulation of the criteria for determining qualifications and independence of a director and recommending to the Board a policy relating to the remuneration of the Directors, Key Managerial Personnel and other employees;
- formulation of criteria for evaluation of performance of the Independent Directors and the Board of Directors and carry out evaluation of every director's performance;
- devising a policy to ensure diversity among the Board of Directors;

- identifying persons who are qualified to become Directors;
- deciding on the term of appointment of the Independent Directors on the basis of the report of performance evaluation of the independent directors.

Meetings:

During the financial year ended 31st March, 2020, two meetings of the Nomination and Remuneration Committee was held on 20th May, 2019 and 5th August, 2019. Requisite quorum was present during both the meetings. The Company Secretary acts a Secretary of the Committee.

Performance Evaluation Criteria for Independent Directors:

The policy framework for nomination, election and performance review of Independent Directors is duly approved by the Board of Directors upon the recommendation of the NRC. The performance of the Independent Directors is being evaluated by the entire Board, except for the director being evaluated. A brief description of the performance evaluation of the same is mentioned elsewhere in the Directors' Report.

(iii) Stakeholders' Relationship Committee

Composition and Terms of Reference:

The composition and terms of reference of the Stakeholders Relationship Committee are in conformity with Section 178 of the Act and Regulation 20 of the SEBI LODR. The composition of the Stakeholders' Relationship Committee as on 31st March, 2020 is as under:

Name of Committee Member	Category	Status
Mr. Suman Jyoti Khaitan	Independent Director	Chairman
Mr. Abhyuday Jindal	Managing Director, Non-Independent	Member
Mr. Tarun Kumar Khulbe	Whole Time Director, Non-Independent	Member

Meetings:

Four meetings of the Committee were held during the financial year ended 31st March, 2020 on 20th May, 2019, 5th August, 2019, 11th November, 2019 and 11th February, 2020. Requisite quorum was present during all the meetings.

The Stakeholders Relationship Committee oversees, inter-alia, redressal of shareholders, debenture holders and investor's grievances, transfer/transmission of shares, non-receipt of annual report or declared dividend, issue of duplicate shares, recording dematerialization / rematerialization of shares and related matters. Mr. Navneet Raghuvanshi, Company Secretary is the Compliance Officer for the requirements of SEBI LODR. The Company Secretary acts a Secretary of the Committee.

The details of the investors compliant(s) received and resolved during the financial year 2019-20 are as follows:

Opening Balance	Received during the year	Resolved during the year	Closing balance; if any
0	1	1	0

The Company has appointed Registrar & Share Transfer Agent (R&T Agent) for servicing the shareholders holding shares in physical or dematerialized form. All requests for dematerialization of shares are likewise processed and confirmations thereof are communicated to the investors within the prescribed time.

(iv) Corporate Social Responsibility Committee

Composition and Terms of Reference:

The composition and terms of reference of the Corporate Social Responsibility Committee ("CSR Committee") are in conformity with Section 135 of the Act, read with the Companies (Corporate Social Responsibility Policy) Rules, 2014. The CSR Committee consists of three Directors, out of which one is Independent. The composition of the CSR Committee as on 31st March, 20120 is as under:

Name of Committee Member *	Category	Status
Mr. Ratan Jindal	Chairman and Managing Director, Non-Independent	Chairman
Ms. Bhaswati Mukherjee[1]	Independent Director	Member
Mr. Tarun Kumar Khulbe	Whole Time Director, Non-Independent	Member

1. Ms. Bhaswati Mukherjee was inducted as a member of the Committee w.e.f. 11th November, 2019.

*Consequent upon completion of second term as Independent Director, Mr. T.S. Bhattacharya ceased to be Director and consequently the member of the CSR Committee of the Company w.e.f. 22nd September, 2019.

Meetings:

Two meetings of the Committee were held during the financial year ended 31st March, 2020 on 20th May, 2019 and 11th February, 2020. Requisite quorum was present during the meetings. The Company Secretary acts as a Secretary to the Committee.

(v) Sub-Committee of Directors

The Board has constituted a Sub-Committee of Directors which has been delegated with certain powers of the Board of Directors in accordance with the provisions of the Act and the rules framed thereunder. The Committee meets from time to time on need base to transact the matters of urgency.

Name of Members of the Committee, their category and status as on 31st March, 2020 are given below:

Name of Committee Member	Category	Status
Mr. Abhyuday Jindal	Managing Director, Non-Independent	Chairman
Mr. Tarun Kumar Khulbe	Whole Time Director, Non-Independent	Member
Mr. Suman Jyoti Khaitan	Independent Director	Member

Meetings:

During the financial year 2019-20, the Sub-Committee of Directors met 17 times on 19th April, 2019; 17th May, 2019; 21st June, 2019; 24th July, 2019; 30th August, 2019; 16th September, 2019; 18th September, 2019; 8th October, 2019; 21st October, 2019; 15th November, 2019; 4th December, 2019; 7th January, 2020; 21st January, 2020; 21st February, 2020; 26th February, 2020; 27th February, 2020 and 10th March, 2020. The decisions taken at the Sub Committee meetings are reviewed by the Board at its subsequent meetings. The Company Secretary acts as a Secretary to the Committee.

(vi) Share Transfer Committee

The Board of Directors has delegated the power of approving transfer / transmission / transposition of securities and other related formalities to the Share Transfer Committee. The Committee meets from time to time on need basis.

Name of Committee Member	Category	Status
Mr. Abhyuday Jindal	Managing Director, Non-Independent	Chairman
Mr. Tarun Kumar Khulbe	Whole Time Director, Non-Independent	Member
Mr. Suman Jyoti Khaitan	Independent Director	Member
Mr. Navneet Raghuvanshi	Company Secretary	Member
Representative of Registrar and Transfer Agent		Member

Pursuant to a Circular dated 27th March, 2019, SEBI had effective from 1st April, 2019 mandated transfer of shares only in dematerialized form except where the claim is lodged for transmission or transposition of shares or where the transfer deed(s) was lodged prior 1st April, 2019 and returned due to deficiency in the document. During the financial year ended 31st March, 2020, all the valid requests for transfers of shares were processed in time and there were no pending transfers of shares.

(vii) Risk Management Committee

Composition and Terms of Reference:

Pursuant to the provisions of SEBI (Listing Obligations and Disclosure Requirements) (Amendment) Regulations, 2018, top 500 listed entities, determined on the basis of market capitalization as at the end of immediate previous financial year are required to constitute a Risk Management Committee.

The Company ranked 483rd position among the top 1000 listed entities, based on the market capitalization as on 31st March, 2020. The Board has constituted a Risk Management Committee, to ensure the Companies strategies and risk appetite for the governance prospective. The Company Secretary acts as a Secretary to the Committee.

The composition and "Terms of Reference" of the Risk Management Committee are in conformity with the provisions of Regulation 21 of the SEBI LODR, as amended which inter-alia includes cyber security. The composition of the Risk Management Committee as on 31st March, 2020 is as under:

Name of Committee Member*	Category	Status
Mr. Abhyuday Jindal	Managing Director, Non-Independent	Chairman
Mr. Tarun Kumar Khulbe	Whole Time Director, Non-Independent	Member
Mr. Jayaram Easwaran[1]	Independent Director	Member
Mr. Anurag Mantri	Chief Financial Officer	Member
Mr. Navneet Raghuvanshi	Company Secretary	Member

1. Mr. Jayaram Easwaran was inducted as a member of the Committee w.e.f. 11th November, 2019.

*Dr. Rajeev Uberoi resigned from the position of Independent Director w.e.f. 2nd July 2019. Accordingly, Dr. Uberoi ceased to be member of the Risk Management Committee of the Company w.e.f 2nd July, 2019.

Meetings:

During the financial year 2019-20, one meeting of the Committee was held on 11th February, 2020. Requisite quorum was present during the meeting. The Company Secretary acts as a Secretary to the Committee.

4. REMUNERATION OF DIRECTORS

(i) Remuneration Policy

The Company has in place a Remuneration Policy duly approved by the Board of Directors on the recommendation of the Nomination and Remuneration Committee of Directors of the Company. Remuneration given to the Directors of the Company is based on the principles of performance, equitableness and competitiveness. The Remuneration Policy has been designed to reflect these principles and to attract, motivate and retain quality manpower for driving the Company successfully.

The remuneration of the Executive Directors, KMPs and Senior Management Personnel is based on Company's financial position, industrial trends and remuneration paid by peer companies. Remuneration to Executive Directors is paid by way of salary (including fixed pay and variable pay), perquisites and retirement benefits, based on recommendation of the Nomination and Remuneration Committee and approval of the Board and Shareholders. The Non-executive directors are paid remuneration by way of sitting fee for attending the meetings of the Board and Committees thereof. No stock options were granted to the Directors of the Company during the year under review. The appointment of the Executive Directors is governed by the resolutions passed by the Board and the shareholder of the Company read with the service rules and regulations of the Company.

(ii) Details of Remuneration paid to the Directors during the financial year ended 31st March 2020:

(a) Executive Directors:

Amount (₹ in Lakhs)

Name of Director*	Designation	Salary	Commission	Contribution to PF	Others	Total	Notice Period
Mr. Tarun Kumar Khulbe	Whole-time Director	150.13	-	5.54	4.43	160.1	2 months

**Mr. Ratan Jindal, Chairman and Managing Director of the Company didn't receive any remuneration from the company. However, he has received salary of ₹ 13.92 Crore from Jindal Stainless FZE, Dubai, subsidiary of the Company during the financial year 2019-20. Mr. Abhyuday Jindal, Managing Director did not receive any remuneration from the Company.*

(b) Non-Executive Directors:

Particulars of sitting fee paid to the Non-Executive Directors during the financial year ended 31st March, 2020 are as follows:

Amount (₹ in Lakhs)

Name of Director	Sitting fee paid
Mr. Suman Jyoti Khaitan	5.60
Mr. Gautam Kanjilal	4.80
Ms. Bhaswati Mukherjee	4.90
Mrs. Arti Luniya	1.00
Mr. Jayaram Easwaran	3.30
Mr. T.S. Bhattacharya	1.50
Dr. Rajeev Uberoi	1.30

No commission has been paid to the Non-Executive Directors (NEDs).

There has been no pecuniary relationship or transactions between the Company and NEDs during the financial year 2019-20, except as stated above.

During the financial year ended March 31, 2020, the Company has made no payment to NEDs. Therefore the requirement of mentioning the criteria for making the payment to NEDs and disseminating the same on website of the Company is not applicable to the Company.

5. GENERAL BODY MEETINGS:

The last three Annual General Meetings were held at the registered office of the Company at O.P. Jindal Marg, Hisar – 125005 (Haryana), as per details given below:

Year	Date	Day	Time	Special Resolution(s) Passed
2016-17	26.09.2017	Tuesday	11.30 a.m.	Nil
2017-18	27.09.2018	Thursday	11:00 a.m.	• Appointment of Mr. Abhyuday Jindal as the Managing Director of the Company. • Appointment of Mr. Tarun Kumar Khulbe as a Whole-time Director of the Company
2018-19	04.09.2019	Wednesday	12.00 Noon	• Re-appointment of Mr. Ratan Jindal (DIN: 00054026) as the Chairman and Managing Director of the Company. • Re-appointment of Mr. Suman Jyoti Khaitan (DIN: 00023370) as an Independent Director for a second term of three consecutive years. • Issue of 80,12,940 Equity Shares on a preferential basis • Authority to raise funds upto an aggregate amount of Rs. 1,200 Crore (Rupees Twelve Hundred Crore) by issue of fresh securities of the Company.

No postal ballot was conducted during the financial year 2019-20. Further there is no immediate proposal for passing any resolution through Postal Ballot.

6. MEANS OF COMMUNICATION:

i)	Quarterly Results	The quarterly, half yearly and yearly financial results of the Company are mailed / sent to the stock exchanges after they are approved by the Board. These are also published in the Newspapers, in the prescribed format as per the provisions of the SEBI LODR.
ii)	Newspapers wherein results normally Published	Economic Times / Times of India (English), Navbharat Times (Hindi)
iii)	Any website, where displayed	www.jslstainless.com
iv)	Whether it also displays official news releases	The Company gives Press Releases to the stock exchanges and displays the same on its website.
v)	The Presentations made to institutional investors or to the analysts	The Company holds Analysts' / Investors' Meetings from time to time. The presentations made at the said meetings are uploaded on Company's website. The necessary intimation in terms of Regulation 30 of SEBI LODR are also made to the

		stock exchanges.
vi)	NSE Electronic Application Processing System (NEAPS)	The NEAPS is a web based application designed by NSE for corporate. All periodical compliance filings like shareholding pattern, corporate governance report, media releases, among others are filed electronically on NEAPS.
vii)	BSE Corporate Compliance & Listing Centre (the 'Listing Centre')	BSE's Listing Centre is a web based application designed for corporate. All periodical compliance filings like shareholding pattern, corporate governance report, media releases, among others are filed electronically on the Listing Centre.
viii)	SEBI Complaint Redressal System (SCORES)	The investor complaints are processed in a centralized web based complaint redressal system. The salient features of this system are: Centralized Data Base of all complaints, online upload of Action Taken Report (ATRs) by the concerned companies and online viewing by investors of action taken on the complaint and its current status.

7. GENERAL SHAREHOLDERS' INFORMATION

7.1	Annual General Meeting: - Date and Time - Venue	21 August, 2020 at 11.00 A.M. The Company is conducting the 40th Annual General Meeting (AGM) through VC/OAVM facility pursuant to the circular dated 5th May, 2020 issued by the Ministry of Corporate Affairs and as such there is no requirement to have a venue of AGM. However the deemed venue for the 40th AGM shall be the Registered Office of the Company.	
7.2	Financial Year	The Financial year of the Company starts from 1st April and ends on 31st March every year.	
7.3	Financial Calendar 2020 – 21 (Tentative):	Annual General Meeting – (Next Year) Financial Reporting Results for quarter ending on June 30, 2020 Results for quarter ending September 30, 2020 Results for quarter ending December 31, 2020 Results for year ending March 31, 2021 (Audited)	September, 2021 On or before 14-08-2020 On or before 14-11-2020 On or before 14-02-2021 On or before 30-05-2021
7.4	Dividend and its Payment	No dividend has been recommended by the Board of Directors for the financial year 2019-20.	
7.5	Book Closure date:	As mentioned in the AGM Notice	
7.6	Unclaimed Shares:	In terms of erstwhile Clause 5A of the Listing Agreement, the Company had through its RTA sent three reminders to Shareholders, whose Share Certificates were lying unclaimed with the Company, requesting them to provide complete postal address and other relevant details to enable the RTA to dispatch such unclaimed Share Certificates to them. During the year 2019-20, 1,555 unclaimed Equity Shares of ₹ 2 each held by 9 Shareholders were transferred from the "Unclaimed Suspense Account" to the demat accounts of respective shareholders. Details of Unclaimed shares as required under Schedule V of the SEBI LODR are given hereunder:	

Particulars	No. of Shareholders	No. of Shares
Aggregate number of shareholders and the outstanding shares in the suspense account as on 01.04.2019	1,461	1,88,925
Number of shareholders who approached the Company / RTA for transfer of shares from suspense account during the year 2019-20.	9	1,555
Number of shareholders to whom shares were transferred from suspense account during the year 2019-20.	9	1,555
Aggregate number of shareholders and the outstanding shares in the suspense account lying as on 31.03.2020.	1,452	1,87,370

The voting rights on these shares shall remain frozen till the rightful owner of such shares claims the shares. As and when the rightful owner of such shares approaches the Company, the Company shall to the extent of his / her entitlement, arrange to deliver the shares from the said account to the rightful owner after proper verification of his / her identity.

7.7	(a) Listing of Equity Shares on Stock Exchanges	:	National Stock Exchange of India Ltd., Exchange Plaza, 5th Floor, Plot No. C/1, G – Block, Bandra- Kurla Complex, Bandra (E), Mumbai – 400 051.	BSE Limited, Phiroze Jeejeebhoy Towers, Dalal Street, Mumbai - 400 001
The Company pays annual listing fees to NSE and BSE.				
	(b) Listing of GDS on Stock Exchange	:	Luxembourg Stock Exchange, P.O. Box 165, L – 2011, Luxembourg.	
	(c) Listing of Debt Instruments on Stock Exchanges and Codes	:	Non-Convertible Debentures 31MR22 FV ₹ 10 Lac Stock Code: BSE: 947227 ISIN: INE220G07085	
	(d) Debenture Trustee	:	Axis Trustee Services Limited Axis House, Bombay Dyeing Mills Compound, Pandurang Budhkar Marg, Worli, Mumbai - 400 025 Phone: +91 22 6226 0054/ 6226 0050 Website: www.axistrustee.com	
7.8	Stock Code (Equity Shares)	:	Trading Symbol – BSE Limited (Demat Segment)	532508
		:	Trading Symbol – National Stock Exchange of India (Demat Segment)	JSL
	International Securities Identification Number (ISIN) Equity Shares : INE220G01021 GDS : US4775862000			
	Reuters Code	:	JIST.BO (BSE) JIST.NS (NSE)	

7.9	Stock Market Price Data	National Stock Exchange of India Ltd. (NSE)		BSE Limited (BSE)	
Month		Month's High Price (In ₹)	Month's Low Price (In ₹)	Month's High Price (In ₹)	Month's Low Price (In ₹)
April, 2019		44.10	36.55	44	36.55
May, 2019		39.90	32.10	40.70	32.20
June, 2019		38.70	31.50	38.65	31.60
July, 2019		36.50	27.90	36.45	28
August, 2019		32.30	26.80	32.05	26.80
September, 2019		38.80	29.35	39	29.70
October, 2019		36.10	32.65	35.95	32.65
November, 2019		40.50	34.60	41	34.50
December, 2019		40.20	36.40	40.10	36.20
January, 2020		47.25	37.35	47.25	37.40
February, 2020		43.30	37.90	43.30	37.90
March, 2020		42.90	21.40	42.80	22.30

7.10 Share price performance in comparison to broad based indices – BSE Sensex

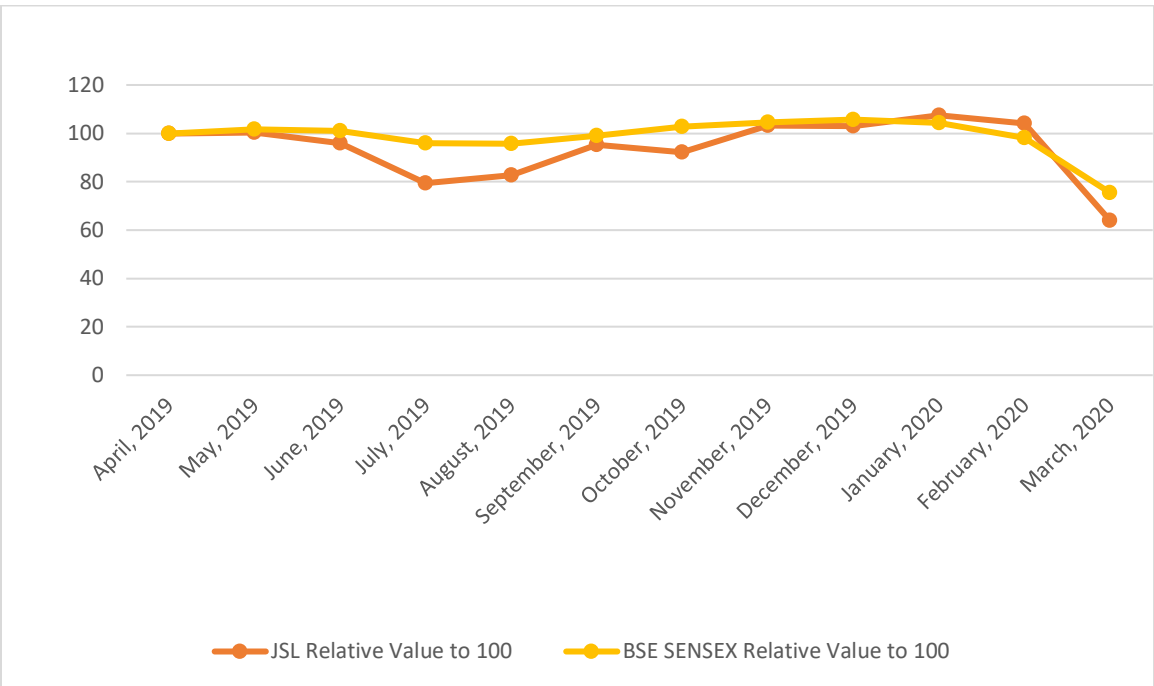

7.11	Registrar and Transfer Agents:	Link Intime India Private Limited Noble Hights, 1st Floor, Plot No. NH2, C1 Block LSC, Near Savitri Market, Janakpuri, New Delhi - 110058 Phone No.: (011) 41410592/93/94 Fax No.: (011) 41410591 Email: delhi@linkintime.co.in
7.12	Share Transfer System:	As per SEBI LODR and directions issued by SEBI, effective from 1st April, 2019, the securities of listed companies can only be transferred in dematerialised form except where the claim is lodged for transmission or transposition of shares or where the transfer deed(s) was lodged prior 1st April, 2019 and returned due to deficiency in the document. In case of shares in electronic form, the transfers are processed by NSDL/CDSL through the respective Depository Participants. Shareholders are advised to dematerialise their shares held by them in physical form. Requests for dematerialisation of shares are processed and confirmation thereof is given to the respective depositories i.e. NSDL and CDSL within the statutory time limit, from the date of receipt of documents complete in all respects along with the share certificates.
7.13	Reconciliation of Share Capital Audit:	The reconciliation of Share Capital Audit is conducted by a Chartered Accountant in practice to reconcile the total admitted capital with National Securities Depository Limited and Central Depository Services (India) Ltd. ("Depositories") and the total issued and listed capital. The audit confirms that the total issued / paid up capital is in agreement with the aggregate of the total number of shares in physical form and the total number of shares in dematerialized form (held with Depositories) and that the requests for dematerialization of shares are processed by the R&T Agents within stipulated period of 21 days and uploaded with the concerned depositories.
7.14	Transfer of Unpaid / Unclaimed Amounts to Investor Education and Protection Fund:	During the year 2019-20, an amount of Rs. 1,82,019/- was transferred by the Company to the Investor Education and Protection Fund.

7.15	Distribution of shareholding as at 31st March, 2020			
By size of shareholding (in Rs.)	**Shareholders**		**Equity shares held**	
	Number	**Percentage**	**Number**	**Percentage**
1 - 5000	58,857	95.71	1,81,79,905	3.73
5001 - 10000	1,307	2.13	48,24,132	0.99
10001 - 20000	646	1.05	48,73,150	1.00
20001 - 30000	173	0.28	21,48,986	0.44
30001 - 40000	103	0.17	18,67,706	0.38
40001 - 50000	57	0.09	13,15,248	0.27
50001 - 100000	158	0.26	57,27,803	1.18
100001 & above	194	0.32	44,82,97,670	92.01
Total	**61,495**	**100.00**	**48,72,34,600**	**100.00**
Physical Mode	10,192	16.57	29,67,227	0.61
Electronic Mode	51,303	83.43	48,42,67,373	99.39

By category of shareholders	Equity Shares held	
	Number	Percentage
Promoters	31,51,06,075	64.67
GDS held by promoters underlying shares	1,67,34,984	3.49
GDS held by others underlying shares	8,69,350	0.18
FIs/Banks/Mutual Funds/ Alternate Investment Fund	3,84,44,061	7.89
Corporate Bodies	81,89,940	1.68
FIIs/ Foreign Portfolio Investor (Corporate)	6,13,42,351	12.59
NRIs/OCBs	25,02,225	0.51
Public /others	4,40,45,614	9.04
Total	**48,72,34,600**	**100.00**

7.16	Dematerialization of shares :	As on 31st March, 2020, 99.39% of the total share capital was in dematerialized form. Trading in equity shares of the Company is permitted only in dematerialized form.
7.17	Outstanding GDRs/ADRs/ Warrants or any convertible instruments, conversion dates and likely impact on equity :	Company's paid up capital includes 1,76,04,334 equity shares having face value of ₹ 2/- each, underlying 88,02,167 GDS. During the financial year ended 31st March, 2020, the Company has redeemed 14,28,30,637 Optionally Convertible Redeemable Preference Shares.
7.18	Commodity price risk or foreign exchange risk and hedging activities :	For details, please refer Management Discussion and Analysis Report and notes to accounts to the financials mentioned in the Annual Report.
7.19	Plant locations:	Kalinga Nagar Industrial Complex, P.O. Danagadi – 755 026 Dist. Jajpur (Odisha), India
7.20	Investor Correspondence: For transfer / dematerialization of shares, payment of dividend on shares, query on Annual Report and any other query on the shares of the Company.	Name: Mr. V.M. Joshi Designation: Vice President Link Intime India Private Limited Noble Hights, 1st Floor, Plot No. NH2 C1 Block LSC, Near Savitri Market, Janakpuri, New Delhi - 110058 Phone No.: (011) 41410592/93/94 Fax No.: (011) 41410591 Email : delhi@linkintime.co.in

7.21	Address for correspondence	**Jindal Stainless Limited** Jindal Center, 12, Bhikaiji Cama Place, New Delhi-110066 Telephone: 011- 61462198 Email: investorcare@jindalstainless.com Website: www.jindalstainless.com
Shareholders holding shares in electronic mode should address all their correspondence relating to change of address, bank mandate and status to their respective Depository Participants (DPs).		
7.22	List of all credit ratings obtained by the entity along with any revisions thereto during the relevant financial year, for all debt instruments of such entity or any fixed deposit programme or any scheme or proposal of the listed entity involving mobilization of funds, whether in India or abroad.	During the period under review the credit rating(s) were reaffirmed by the rating agencies for the long term / short term borrowings of the Company. The same is mentioned as under: • CARE credit rating: "CARE BBB- (Outlook: Stable)/A3" • Fitch's India Ratings & Research rating: "IND BBB/A3+ (Outlook: Stable)"
	Details of utilization of funds raised through preferential allotment or qualified institutions placement	During the financial year 2019-20, the Company has made allotment of: • 80,12,940 equity shares of face value of Rs. 2/- each on preferential basis to JSL Limited, a promoter group company. The funds raised through issue of aforesaid shares have been fully utilized for redemption of face value of 14,28,30,637 Optionally Convertible Redeemable Preference Shares ("OCRPS"), earlier issued by the Company at a price of Rs. 39.10 per OCRPS (including premium of Rs. 37.10 per OCRPS) ; and • 4,000 senior, unlisted, secured, redeemable, rated and non-convertible debentures having nominal value of Rs. 10,00,000/- each, aggregating to Rs. 400,00,00,000/- (Rupees Four Hundred Crore only) on private placement basis to Kotak Special Situations Fund, registered with SEBI as Alternative Investment Fund. The funds raised through issue of aforesaid debentures assisted the Company in redemption of the OCRPS and have been fully utilized. No funds were raised by the Company by way of Qualified Institutional Placement during the financial year 2019-20.

DISCLOSURES:

(i) Disclosures on materially significant related party transactions that may have potential conflict with the interests of Company at large.

The Company has not entered into any transaction of material nature with the promoters, the directors or the management, their subsidiaries or relatives etc. that may have any potential conflict with the interests of the Company.

Related Party transactions are disclosed in the notes to Accounts forming part of this Annual Report. The Board has approved a policy for related party transactions which has been uploaded on the Company's website at the following link:

http://jslstainless.com/pdf/Policy%20on%20dealing%20with%20Related%20Party%20Transactions.pdf

(ii) Details of non-compliance by the Company, penalties, strictures imposed on the Company by Stock Exchange or SEBI or any statutory authority, on any matter related to capital markets, during the last three years.

The Company has complied with the requirements of the stock exchanges, SEBI and other statutory authorities on all matters related to capital markets. No penalties or strictures have been imposed on the Company by the stock exchanges or SEBI or any other statutory authorities relating to the above during the last three years.

(iii) Details of establishment of vigil mechanism, whistle blower policy, and affirmation that no personnel has been denied access to \the Audit Committee.

The Company has formulated a Whistle Blower Policy ("WBP") in accordance with the requirements of Section 177(9) of the Companies Act, 2013 read with the Companies (Meetings of Board and its Powers) Rules, 2014 and Regulation 22 of the SEBI LODR. The WBP provides for establishment of vigil mechanism for directors and employees to report genuine concerns or grievances. It encourages all employees, directors and business partners to report any suspected violations promptly and intends to investigate any bona-fide reports of violations. It also specifies the procedures and reporting authority for reporting unethical behavior, actual or suspected fraud or violation of the Company's Code of Conduct or ethics policy or any other unethical or improper activity including financial irregularities, including fraud, or suspected fraud, wastage / misappropriation of Company's funds/assets etc. The WBP also provides for adequate safeguards against victimization of employees and directors who avail of the vigil mechanism and also provide for direct access to the Chairperson of the Audit Committee, in exceptional cases. The WBP has also been uploaded on Company's website at the following link:

http://jslstainless.com/pdf/WB%20Policy.pdf

The Company has also formulated the Policy on Disclosure of Material Events or Information and Policy on Preservation and Archival of Documents. The said Policies have also been uploaded on Company's website at the following links:

http://jslstainless.com/pdf/Policy%20on%20Disclosure%20of%20Material%20Events%20or%20Information.pdf

http://jslstainless.com/pdf/Policy%20on%20Preservation%20&%20Archival%20of%20documents.pdf

(iv) Subsidiary Companies

The Audit Committee of the Company reviews the financial statements and the investments made by its unlisted subsidiary companies. Further, the minutes of the meetings of the board of directors of the unlisted subsidiary companies and statement of all significant transactions and arrangements entered into by the unlisted subsidiary are periodically placed at the meeting of the Board of directors of the Company. The Company does not have any material un-listed subsidiary company. The Company has formulated a policy for determining material subsidiaries which is uploaded on Company's website at the following link:

http://jslstainless.com/pdf/Policy%20on%20Material%20Subsidiaries.pdf

(v) Dividend Distribution Policy

The Company has formulated a Dividend Distribution Policy in accordance with the requirement of Regulation 43A of SEBI LODR. The said Policy has also been uploaded on Company's website at the following link:

http://www.jslstainless.com/pdf/JSL-Dividend-Distribution-Policy_482018_R.pdf

(vi) Disclosure in relation to the Sexual Harassment of Women at Workplace (Prevention, Prohibition and Redressal) Act, 2013

The disclosure in relation to the Sexual Harassment of Women at Workplace (Prevention, Prohibition and Redressal) Act, 2013 are mentioned in the Director's report.

(vii) Fees paid to the Statutory Auditors

The shareholders at its 37th Annual General Meeting (AGM) had appointed M/s. Walker Chandiok & Co. LLP (Firm Regn. No. 001076N/N500013) as Statutory Auditors of the Company for a term of five years until the conclusion of 42nd AGM of the Company. The Company has made payment of Rs. 72 Lacs to the Statutory Auditors for all the services (including Rs. 5 Lacs for GST Audit fees) availed by the Company during F.Y. 2019-20.

During the period under review no services were availed by the subsidiaries of the Company from the statutory auditors of the Company. Further no services were availed by the company/subsidiaries from the network firm/entity of the statutory auditors during the period under review.

(viii) Details of compliance with mandatory requirements and adoption of the non-mandatory requirements of this clause.

Compliance with mandatory and non-mandatory requirements (as on 31st March, 2020)

The Company has complied with all mandatory requirements of Regulation 34 of the Listing Regulations. The Company has adopted following non-mandatory requirements of Regulation 27 and Regulation 34 of the SEBI LODR:

(1) Modified Opinion(s) in Audit Report

During the period under review, there were no audit qualifications in the Company's financial statements.

(2) Reporting of Internal Auditor

Ernst & Young LLP ("EY") are the internal auditors of the Company and support the management in performing select internal audits as per scope defined by the CFO and Audit Committee and as per the engagement letter signed with EY. Internal audit findings are reported directly to the Audit Committee.

8. OTHER INFORMATION

(a) Risk Management Framework

The Company has in place mechanism to inform Board members about the risk assessment and minimization procedures and periodical reviews to ensure that risk is controlled by the executive management through the means of a properly defined framework.

(b) CEO and CFO Certification

The Managing Director and the Chief Financial Officer of the Company has given annual certification on financial reporting and internal controls to the Board as specified in Part B of Schedule II to the SEBI LODR. They had also given quarterly certification on financial results while placing the financial results before the Board in terms of Regulation 33 of the SEBI LODR.

(c) Website Disclosure

All the necessary disclosures as prescribed under clauses (b) to (i) of sub- regulation 2 of Regulation 46 as prescribed under SEBI LODR has been disseminated on the Company's website at www.jslstainless.com.

(d) Code of Conduct

The Company has laid down a code of conduct for all Board members and senior management personnel of the Company. The code of conduct is available on the website of the Company. The declaration of the Managing Director is given below:

To the Shareholders of Jindal Stainless Limited

Sub.: Compliance with Code of Conduct

I hereby declare that for the financial year ended 31st March, 2020 all the Board members and senior management personnel have affirmed compliance with the Code of Conduct as adopted by the Board of Directors.

Place: New Delhi (**Abhyuday Jindal)**

Date: 6 June, 2020 Managing Director

General Disclosures

i. A summary of transactions with related parties in the ordinary course of business is periodically placed before the audit committee;

ii. The mandatory disclosure of transactions with related parties in compliance with Indian Accounting Standard (Ind AS) 24 is a part of this annual report;

iii. While preparing the annual accounts in respect of the financial year ended 31st March, 2020, no accounting treatment was different from that prescribed in the Accounting Standards;

iv. The Company has a Code of Practices and Procedures for Fair Disclosure of Unpublished Price Sensitive Information and a Code of Conduct to Regulate, Monitor and Report Trading by its employees and other connected persons, in accordance with the Securities and Exchange Board of India (Prohibition of Insider Trading) Regulations, 2015.

CERTIFICATE ON COMPLIANCE WITH THE CONDITIONS OF CORPORATE GOVERNANCE UNDER THE SEBI (LISTING OBLIGATIONS AND DISCLOSURE REQUIREMENTS) REGULATIONS, 2015.

To the Members,

Jindal Stainless Limited

We have examined the compliance of the conditions of Corporate Governance by Jindal Stainless Limited ("the Company") (CIN No.L26922HR1980PLC010901)for the year ended on March 31, 2020 as stipulated in the SEBI (Listing Obligations and Disclosure Requirements) Regulations, 2015, for the period from April 1,2019 up to March 31, 2020.

The compliance of conditions of Corporate Governance is the responsibility of the management. Our examination was limited to a review of procedures and implementation thereof, adopted by the Company for ensuring the compliance of the conditions of Corporate Governance. It is neither an audit nor an expression of opinion on the financial statements of the Company.

On the basis of our findings from the examination of the records produced and explanations and information furnished to us and the representation made by the Management, we certify that the Company has complied with the conditions of Corporate Governance as stipulated in the SEBI Listing Regulations for the financial year ended March 31, 2020.

We state that such compliance is neither an assurance as to the further viability of the Company nor the efficiency or effectiveness with which the management has conducted the affairs of the Company.

M/s. Rajesh Garg & Co.
Company Secretaries,

CS.Rajesh Garg
Prop.
M. No. 5960
CP No.4093
UDIN:F005960B000321737

Place : Hisar
Date : 06-06-2020

CERTIFICATE FROM COMPANY SECRETARY IN PRACTICE

[PURSUANT TO CLAUSE 10 OF PART C OF SECHDULE V OF SEBI (LISTING OBLIGATIONS AND DISCLOSURE REQUIREMENTS) REGULATIONS, 2015]

To the Members,
Jindal Stainless Limited

On the basis of our review and according to the records of Jindal Stainless Limited ("the Company")(CIN No.L26922HR1980PLC010901), we certify that none of the Directors on the Board of Directors of the Company have been debarred or disqualified from being appointed or continuing as directors of companies by the Securities and Exchange Board of India, Ministry of Corporate Affairs or any such statutory authority.

M/s. Rajesh Garg & Co.
Company Secretaries,

Place : Hisar
Date : 06-06-2020

CS.Rajesh Garg
Prop.
M. No. 5960
CP No.4093
UDIN:F005960B000321748

Economic overview & outlook

Global economy

The global economy grew at an estimated 2.9% in 2019, following a slowdown across most advanced and developing nations. Trade policy uncertainty, geopolitical tensions, and stress in key emerging market economies continued to weigh on global economic activity especially manufacturing and trade in the second half of 2019.

Global growth is projected at –4.9% in 2020 owing to the unprecedented Covid-19 pandemic. The pandemic has had a significant impact on all global economies in the first half of 2020, and the recovery is projected to be gradual. In 2021 global growth is projected at 5.4%.

Global GDP Growth, %

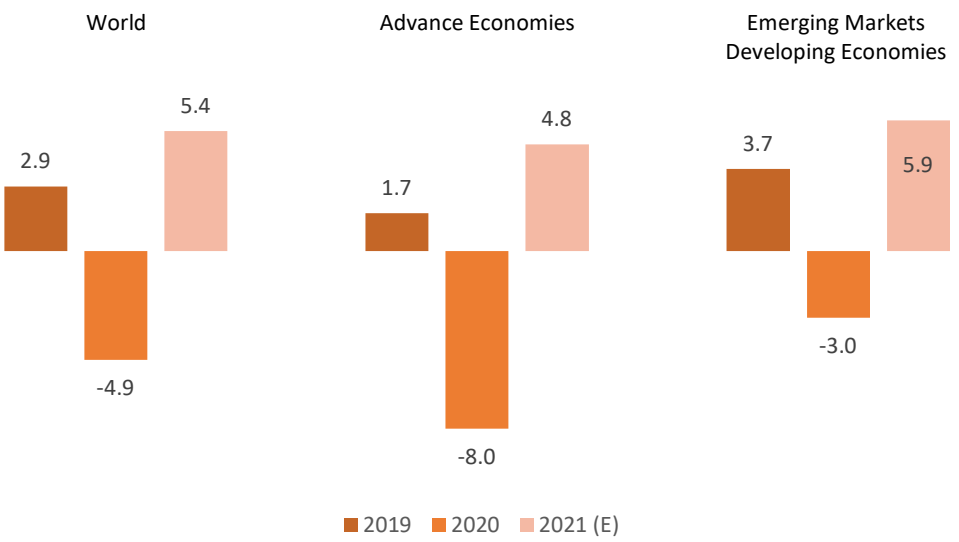

Source: IMF's World Economic Outlook Update, June 2020

Indian economy

During FY20, the Indian economy witnessed series of challenges given the decline in overall investments, private consumption and regulatory uncertainty. Additionally, NBFC liquidity issues and rural stress further impacted the economy. To counter these challenges, the Central Government announced a series of structural reforms. Amongst these reforms, the announcement to substantial reduction of the corporate tax rate had been one of the most notable initiatives undertaken by the Government to boost sustainable economic growth.

Q4FY20 witnessed lower economic activity due to the restrictions and lockdowns in the month of March, owing to Covid-19 pandemic, which typically tends to be a month which sees increased output with businesses trying to meet targets before the end of the financial year. Overall, the pace of growth across key sectors, private consumption and investment saw a sharp decline during the quarter and was a drag on growth for the full year.

The GDP growth of the Indian economy during the CY2019 stood at 4.2%, according to International Monetary Fund(IMF) . This is the lowest growth that India has recorded in the past 11 years.

India GDP Growth, %

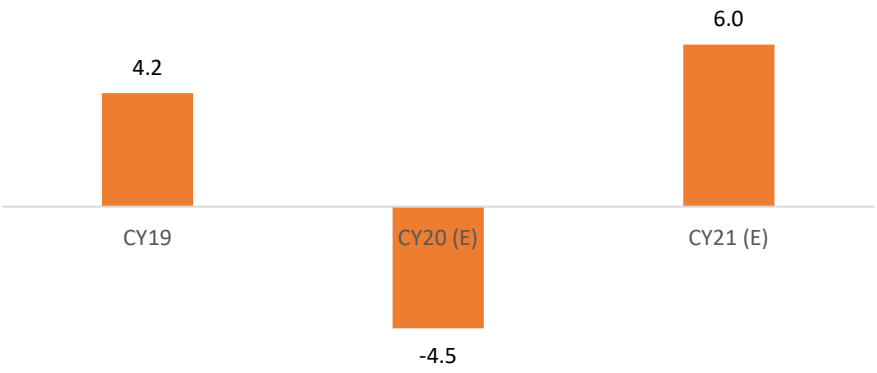

Source: *IMF – Estimates for FY21 & FY22*

The International Monetary Fund (IMF) has projected that Indian economy would contract by 4.5% in CY20. Post this period of contraction, IMF has projected a 6% growth for India in CY21.

Global Stainless-Steel Scenario

The global stainless steel consumption has been on an upward trajectory in the past few years, primarily driven by a strong spurt in demand from the Asia-Pacific region, specifically China and India. According to International Stainless Steel Forum (ISSF), the total Stainless steel melt shop production increased from 38.5 MT - in CY2013 to 52.2 MT in CY2019, registering a healthy CAGR of 5.2% over the period. In the past two decades, stainless steel consumption has seen the strongest CAGR as against other major metals such as zinc, aluminium and carbon steel.

Stainless Steel remains the fastest growing metal

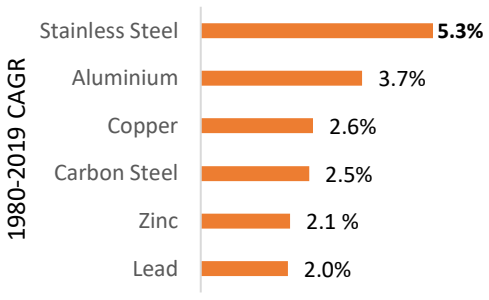

Healthy growth in global stainless steel production (mn. tonnes)

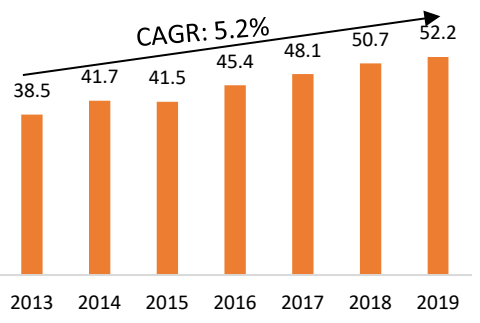

Source: ISSF

Domestic Stainless Steel Scenario

In India, the consumption of stainless steel has undergone a major transformation. Strong demand from end-user segments has led to higher consumption of stainless steel. In the late '90s, Stainless steel was primarily used for kitchenware with some exception for industrial goods. Over the years, there has been increased usage in various industries including automobile, railways, process & nuclear industry, and building and construction.

According to International Stainless Steel Forum (ISSF), India registered a total stainless-steel melt shop production of 3.92 MT in CY2019, witnessing an increase of 5% year-on-year. Total stainless steel flat products consumption grew by 7% in CY2019 in India. Due to the growing pace of stainless-steel adoption across different sectors, India was able to maintain its position as the second largest producer of stainless steel in the world in CY2019. Industry experts believe that India has a very promising stainless steel market; and given the multiple trends from Railways, Auto, Industrial, and Infrastructure usage, the consumption of Stainless steel in the country is expected to rise further .

To know more about Stainless Steel, please refer to the fact sheet available in the following link: *About Stainless steel*

Company Overview

Jindal Stainless Limited (JSL) is the largest stainless-steel manufacturer in India. Over the years, the Company has successfully established itself amongst the leading stainless steel manufacturer in the world.

Spread across ~800 acres, JSL operates a stainless-steel plant at Jajpur, Odisha. Recently, the Company enhanced its existing melting capacity of 0.8 million tonne to 1.1 million tonnes per annum. This expansion was undertaken though equipment and process de-bottlenecking for which the Company incurred a nominal capex. The facility is conveniently located in close proximity to raw-material sources and ports, which enables the Company to maintain low logistics and transportation costs. JSL is equipped with 'State-of-the-art' machinery and engineering from the best European suppliers.

The Company has a diverse product portfolio and a strong distribution network with extensive service centres in the domestic and in international markets. The Company's numerous innovative solutions have powered its use in new applications such as the development of Stainless steel E-rickshaw, food grade Stainless steel, SS fuel tanks and exhaust systems in commercial vehicle, stainless steel bus body, Railway coaches and wagons, and special finishes.

In past year's JSL's growth has been supported by its people's excellence, value driven business operations, customer centricity, adoption of one of the best safety practices in the stainless steel industry, and social responsibility. Over the years, JSL has not only invested deeply in people, processes and technology, but has also undertaken various initiatives to widen its entire product offerings. Today, the Company is well positioned to capitalize on the immense growth potential in the stainless steel industry.

Integrated Facilities	Unit	Capacity	Equipment Suppliers
Steel Melting Shop (SMS)	MMTPA	11,00,000	SMS Siemag, Germany
Cold Rolled Annealed Pickle (CRAP)	MMTPA	450,000	Andritz, Austria
Ferro Alloys	MMTPA	250,000	SMS Siemag, Germany
Captive Power Plant	MW	264	BHEL, India

Opportunities



Healthy demand outlook

Over the past few years, increasing awareness on the various benefits of stainless steel has been leading to a substantial increase of its usage in various applications in railways, automobile, process industries, building and construction. Additionally, various initiatives undertaken by the Indian Government have been giving significant impetus to the domestic stainless steel industry.

Indian Railways has been one of the early adopters of stainless steel and is expected to remain one of the major consumers of stainless steel over the next decade. Strong push from the Government on safety and enhanced Life cycle costing along with increasing passenger trains has been leading to a strong shift towards stainless steel wagons and coaches, instead of the traditionally used carbon steel. Metro rail projects, which extensively use stainless steel for the construction of its light weight coaches and interiors, are coming-up in multiple cities across India. Railways are also taking initiatives to modernize the railway infrastructure, particularly with use of stainless steel in foot-over, rail-over bridges and station infrastructure. These initiatives are only expected to increase the country's demand for stainless steel. Additionally, an increasing usage of stainless steel in various sectors including automobiles for BSVI exhaust compliance, process industry ,white goods, construction and infrastructure are expected to further enhance the country's demand for stainless steel going forward. Considering the renewed emphasis on healthcare infrastructure in the country, stainless steel emerges as a natural choice in material selection, owing to its inherently hygienic properties. Hospital beds, isolation chambers, modular toilets and several other applications of stainless steel are expected to get impetus in the coming years.

Diversified range of product applications

In the past couple of decades, the Indian stainless steel consumption has seen a paradigm shift from its use only in household/durables to use in new value-added categories of ABC, ART and process industries.

Over the years, JSL has widened its product offerings to have a diversified product portfolio and insulated itself from any slowdown in a particular product or category to de-risk itself.

Today, the Company's portfolio includes a wide range of stainless steel products in 200 series, 300 series, 400 series and duplex stainless steel grades; which have a wide range of product applications across the spectrum of industries. JSL has well-equipped infrastructure set-up to produce various grades of stainless steel with distinct specifications relating to width, thickness, finish and weight, as per the precise specifications demanded by the customer. This has enabled the Company to be well-positioned to leverage on the changing market/demand dynamics.

Capacity expansion to meet domestic demand growth

The Company's Jajpur, Odisha facility which is spread across ~800 acres of land is well-equipped with high-quality infrastructure and facilities. During the year gone by, JSL expanded its capacities from 0.8 million tonnes to 1.1 million tonnes. This brownfield expansion was undertaken through equipment and process debottlenecking, which enabled the Company complete the project with a nominal capex.

Overall, the Jajpur plant has been established to accommodate a facility with a much larger capacity and has all the necessary resources & logistical facilities already in-place. So future brownfield expansion plans can be executed at low capex compared to any Greenfield capacity and in a timely manner. With the expansion to 1.1 million tonnes, the Company has clearly established itself as the largest stainless steel manufacturer in the country and has the potential to lead the country's stainless steel capacity expansion in the future.

Professional management team with rich industry experience

The group's strong brand image and best in class working environment continues to attract and retain top talent, from across the country. The Company's senior and middle management are well qualified and have a rich repository of industry experience. JSL's proficient management team understands industry dynamics and trends and also possesses sound domain knowledge. Over the years, the strategies formulated by its management team of senior professionals have played a key role in the Company's performance and establishing its position as one of the country's largest and most diverse suppliers of Stainless steel.

Extensive Reach and Scale

Over the years, JSL has steadily and gradually enhanced its presence to have a well-spread pan-India network. Today, JSL has 10 sales offices across the country and has multiple touch points; facilitating smoother access to its customers in availing best in class service. Internationally, the Company has a comprehensive global network with one Indonesian manufacturing facility and 14 international sales/representative offices spread across, US, EU, United Arab Emirates, Russia and Vietnam. JSL's sales office and service center distribution network enables it to better manage its inventory, cater to domestic and international customers, and obtain the customer feedback needed to deliver more customized products.

Strong Marketing and Branding initiatives

Over the years, the Company has consistently undertaken a number of notable marketing initiatives, which have enabled to substantially improve JSL's brand salience and its overall market share. The Corporate Marketing Department of the Company has been making persistent efforts in strengthening the demand ecosystem for stainless steel. Some of the recent notable marketing initiatives undertaken by the Company are mentioned below:

- During financial year 2019-20, the Corporate marketing team executed a co-branding scheme with more than 60 customers in the stainless steel pipe and tube segment. The initiative entails the right to use JSL's logo along with the pipe and tube manufacturer logo in order to staunch the counterfeit market and increase the Company and its customer share of wallet. The Company is confident that this initiative will help it to limit the counterfeit market, expand its presence, counter forgery and bring genuine stainless steel products to the consumers.

- As a new business development initiative towards sustainable transportation, the Company is in discussion with manufacturers to facilitate roll out of Stainless steel electric rickshaws. According to the transport sector,

estimates nearly 6 lakhs e-rickshaws are sold in India annually and this sale is expected to grow to the tune of 16% CAGR in the next 5 years. JSL is keen to tap this huge opportunity and is working with manufacturers to design and produce stainless steel models.

- During the year gone by, JSL continued with its initiative of increasing the on-ground advocacy of Stainless steel. The Company has created four special Stainless steel showcase vans which have been travelling the length and breadth of the country, highlighting the benefits of Stainless steel. Christened as the Stainless Academy, these vans have helped train fabricators.

- The Company has trained over 9,000 fabricators across 61 cities in collaboration with the 'Skill India' campaign to up-skill this industry's technical manpower. The Company is also working very closely with National Skill Development Council on this part.

- Additionally, the Company also commenced courses in IIT-Kharagpur in 2019-20 and other premier institutes to train engineers and architects in varied applications of Stainless steel.

- The Company also actively participated in various exhibitions and seminars to pro-actively engage prospective customers and industry veterans.

The consistent and innovative marketing efforts of the Company have been successful in attracting substantial interest and demand for JSL's offerings. Going ahead, JSL will continue to various marketing development activities to build brand fondness, loyalty and purchase of JSL's stainless-steel offerings through potential business and existing consumers alike.

Structural Government Initiatives

The demand of stainless steel is witnessing an increase with the support of Government initiatives like 'Make in India', domestically manufactured iron and steel products policy (DMISP) and is likely to be benefitted from soon to be announced scrap policy. National infrastructure plan of Rs 102 lakh crore is expected to further aid stainless steel demand across sectors. . The Government has also undertaken a number of initiatives to protect the domestic industry from the unwarranted increase in imports and thereby improving performance. The recent decision to opt out of the Regional Comprehensive Economic Partnership (RCEP) agreement is a step taken in the right direction to help maintain a level playing field for the Indian industry. Trade remedial measures are also being considered by the government in view of surge in imports and this is expected to curb unfair trade practices.

In order to monitor imports, the Government has also instituted the Steel Import Monitoring System (SIMS), which is applicable to all steel products. SIMS is a noteworthy step, as the Government will suo moto monitor and act with policy interventions in case any significant patterns in the import quantum of steel products are observed. Lastly, the decision taken by the Indian Government to reduce the corporate tax is expected to go a long way in giving the necessary boost to the domestic stainless steel industry.

Threats

JSL is committed to recognizing and managing the risks it is exposed to, and has put in place mechanisms to handle the same. The Company's management systems, organizational structures, processes, standards, and code of conduct together form its internal control systems, which govern how it conducts its business and manage all associated risks.

The business of the Company is susceptible to certain risks and uncertainties arising out of the following macroeconomic factors:

Political, legal and regulatory risks

There exists a possibility of a change in the overall duty structure on key raw-materials/finished goods by the Government. Further, the Company has been exporting its products to many countries across the globe which has varying degrees of political and commercial stability. Any instability in such countries could impact the Company and pose challenge to its overall performance.

Disruption Risks

The Company operates in a global environment and can be affected by the general unprecedented crises like the recent outbreak of Covid-19 pandemic. This crisis has severely impacted economic activity across the globe. The manufacturing industry globally has been under stress as the supply chain was disrupted with restrictions on movement of goods and growing market uncertainty. Unprecedented situations like lockdown may also impact business. The pandemic also resulted disrupting the domestic and international demand for Stainless steel.

Rising stainless steel imports from FTA countries

Change in the demand-supply scenario can cause disruptions in the global market which could have an adverse effect on the Company's overall performance. Higher production in ASEAN countries including China could pose a threat to the outlook of the domestic industry. The Indian Stainless steel manufacturers are exposed to a threat of increased dumping of irrationally priced imports. This scenario of rising imports under FTAs into the country could force the Indian manufacturers including JSL to under-utilize its capacities.

Despite having anti-dumping duties in place on certain products from China other countries, goods are getting circumvented through other FTA countries. This scenario could lead to a steep increase in channel inventories which would severely impact the overall pricing in the Indian market and have an adverse impact on the Company's performance.

Volatility in key raw-materials

The Company is exposed to price changes to some of its key raw-materials. This aspect could lead to a scenario of demand deterioration when prices fluctuate. The volatility in these materials could lead to an increase in inventories leading to some impact on the Company's performance.

Financial Risks

The Company's debt servicing capabilities could get affected due to any volatility in financial markets. The Company could face incremental challenges in a changing interest rate scenario. Further, the Company is also exposed to currency risks arising due to a considerable amount of import and export of goods it undertakes.

Risk Mitigation

Currently, the Company has been taking swift affirmative actions to mitigate the negative impact caused due to the Covid-19 pandemic. JSL has also been closely monitoring the external environment and optimizing operations to align with the market conditions.

JSL continues to undertake continuous modernization programs to maintain efficient operations of its products and engineering activities. The Company ensures that a majority of the products are contracted with pass through clauses thereby minimising adverse impact from raw material fluctuation.

Company also target to source maximum possibly available scrap from the domestic market and balance requirement is sourced from the nearby shores to curtail the risk of raw material price fluctuation and reduce the lead time.

Healthy cash flow generation by the Company has gone a long way in reducing the overall debt. JSL aspires to further deleverage and maintain a healthier balance sheet. Additionally, the management actively benchmarks relevant operational parameters and ensures adequate level of liquidity is maintained for smooth operations.

Lastly, the Company is working closely with the Indian Government and other regulatory authorities on the issue of unabated dumping which has been happening into the country. JSL is confident that the Indian Government will proactively review all the existing FTAs provision to strengthen and ensure the level-playing field for the domestic industry.

Key Milestones achieved during FY20

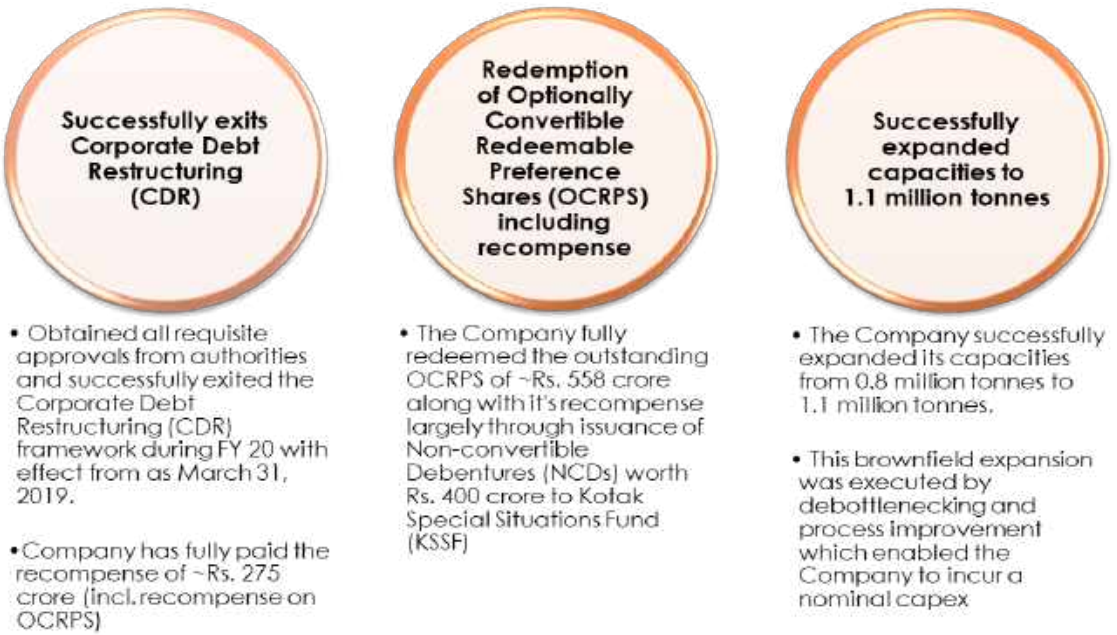

- During FY20, JSL successful exited from the Corporate Debt Restructuring (CDR) framework. Pursuant to this, the Company fully paid a recompense of Rs. 275 crore to its CDR lenders. The exit from CDR marks a significant step forward for the Company. This positive development is expected to provide the necessary financial and operational stability to the business.
- Additionally, the Company was also able to fully redeem the outstanding OCRPS of Rs. 558 crore, along with its recompense; This was largely done with the issuance of non-convertible debentures worth Rs. 400 crore through Kotak Special Situation Fund.

During FY20, the Company successfully expanded its capacities from 0.8 million tonnes to 1.1 million tonnes. This brownfield expansion was executed by debottlenecking and process improvement.

Performance Highlights – FY2020 vs. FY2019

Particulars (Rs in crore)	**Standalone**			**Consolidated**		
	FY2020	**FY 2019**	***YoY (%)***	**FY2020**	**FY 2019**	***YoY (%)***
Net Revenue from operations	12,320.11	12,585.01	(2%)	12,950.87	13,557.33	(4%)
Total Expenditure	11,145.29	11,449.07	(3%)	11,811.39	12,392.76	(5%)
EBITDA	1,174.82	1,135.94	3%	1,139.48	1,164.57	(2%)
Other Income	36.98	27.58	34%	39.89	32.61	22%
Finance Cost	566.89	614.09	(8%)	585.53	636.87	(8%)
Depreciation	408.86	335.08	22%	425.16	351.50	21%
PBT	244.36	220.66	11%	165.26	221.71	(25%)
Tax	91.48	81.62	12%	92.64	76.60	21%
PAT	152.88	139.04	10%	72.62	145.11	(50%)
EPS (Diluted)	3.16	2.90	9%	1.48	2.97	(50%)

The standalone net revenue from operations has decreased by 2% at Rs. 12,320.11 crore as compared to Rs. 12,585.01crore during previous year 2018-19. The Company recorded a 7% year-on-year improvement in its sales volumes which stood at 9,15,909 metric tons in FY 2020 as compared to 8,52,479 metric tons in FY 2019.

Standalone EBITDA stood at Rs. 1,174.82 crore as compared to Rs. 1,135.94 crore during previous year. The interest costs registered a decrease of around 8% at Rs. 566.89 crore in FY20. Accordingly, the profit after tax for the year stood at Rs. 152.88 crore as compared to Rs. 139.04 crore during previous year. EPS for the year was Rs. 3.16 against Rs. 2.90 for the previous year.

Key Financial Ratios

Key Financial Ratios (Standalone)	FY20	FY19	FY18
EBITDA margin (%)	9.5%	9.0%	11.9%
PAT Margin (%)	1.2%	1.1%	3.0%
Net Debt to Equity	1.4	1.7	2.0
Net Debt to EBITDA	3.1	3.6	3.7
Return on Equity (%)	6.0%	5.8%	15.5%
Return on Capital employed (%)	11.6%	12.0%	15.6%
Debtors Turnover	15.2	15.1	13.2
Inventory Turnover	5.2	5.7	5.1
Interest Coverage Ratio	2.14	1.89	2.45
Current Ratio	0.8	0.8	0.9

* Net Debt to Equity is calculated as Total Debt less Cash and Bank Balance / Equity
* Net Debt to EBITDA is calculated as Total Debt less Cash and Bank Balance / EBITDA
* ROE (%) is calculated as PAT / Avg. Networth
* ROCE(%) is calculated as Earning before Interest & Tax/Avg. Capital employed
* Inventory Turnover is calculated as COGS including employee cost, manufacturing & Admin Expenses and depreciation /Avg. Inventories
* Debtors Turnover is calculated as Sales /Avg. Account Receivable
* Interest Coverage Ratio is calculated as Earning before Depreciation, Interest, Tax & Exceptional Items / Finance cost
* Current Ratio is calculated as Current Asset /Current Liabilities

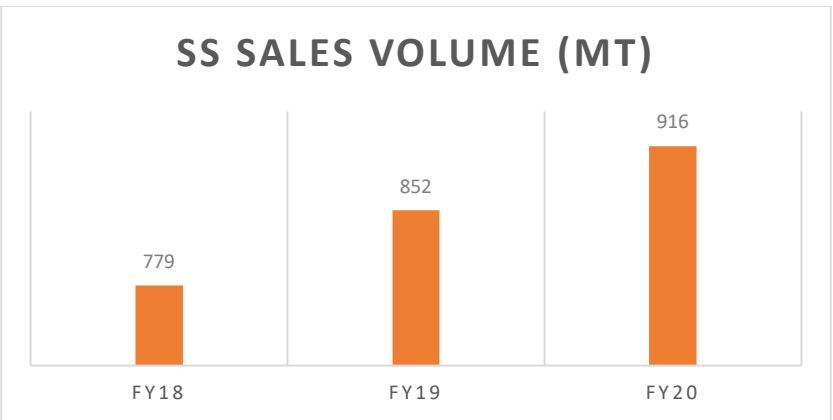

Sales Volume Composition – FY20	Sales Value Composition – FY20
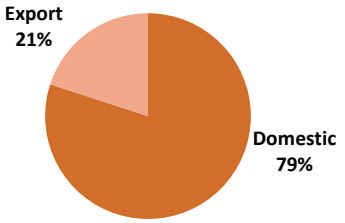	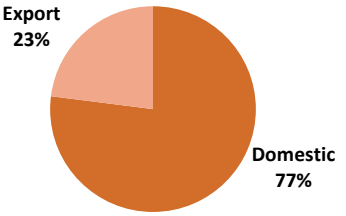

Description – Borrowings (Rs. crore)	As on March 2020	As on March 2019	As on March 2018
Long term debt	**2,357**	**2,050**	**2,457**
Inter corporate loan from related party	900	900	900
OCRPS*	-	695	607
Total Long-Term Debt	**3,257**	**3,645**	**3,963**
Short term borrowing (less than 12 months)	398	473	766
Total Debt	**3,655**	**4,118**	**4,729**
Cash & Investments	44	14	37
Net Debt	**3,610**	**4,104**	**4,692**
Long Term Debt Breakup:			
-INR Debt	2,981	3,139	3,248
-Foreign Currency Debt	276	506	715

*Note : *Optionally Convertible Redeemable Preference Shares*

Borrowings (Subsidiaries) (Rs. crore)	As on March 2020	As on March 2019	As on March 2018
Long-Term Debt	**-**	**-**	**-**
Short-Term Debt	**248**	**270**	**286**
Total	**248**	**270**	**286**

The Company's total debt stood at Rs. 3,655 crore as of 31st March 2020. This is lower by Rs. 1,074 crore over the past two years. On the back of healthy cash flows, the Company Net Debt/Equity ratio has improved from 2.0x in FY18 to 1.4x in FY20. Thus, the Company has been able to considerably strengthen its balance sheet.

Key Raw Materials – Price Trends

Nickel (USD/MT)

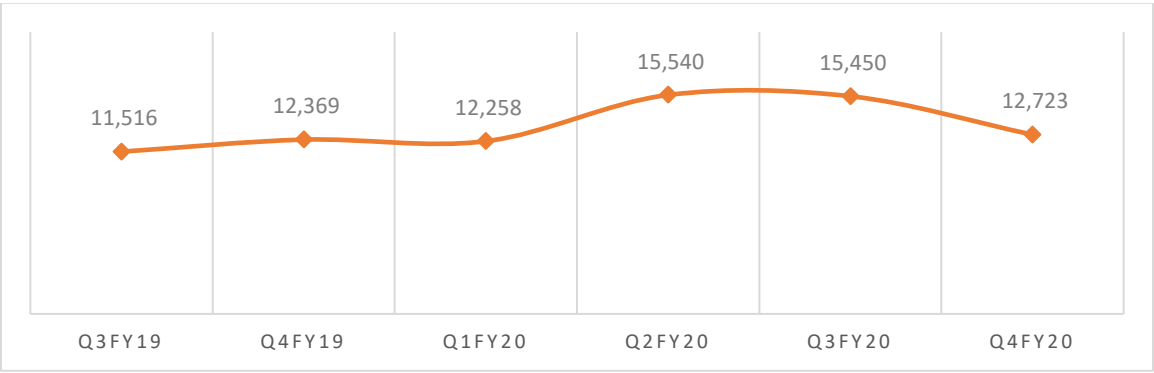

***Note**: Average quarterly prices; Source: LME*

Fe Chrome (INR/ton)

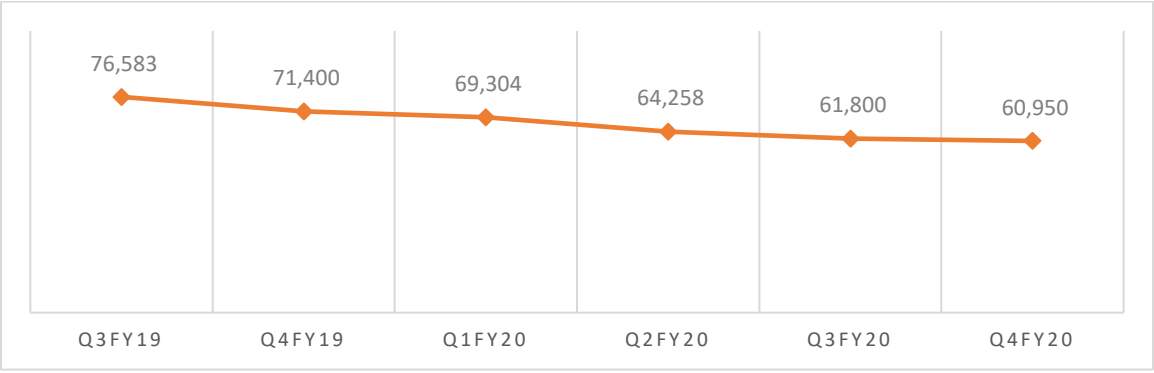

***Note:** Average quarterly prices; Source: Steel Mint*

The Company's consolidated net revenue from operations stood at Rs. 12,950.87 as against Rs. 13,557.33 in FY2019. Consolidated EBITDA stood at Rs. 1,139.48 crore in FY 2020 as compared to Rs. 1,164.57 crore in FY 2019.. PAT for the year at Rs. 72.62 crore as compared to Rs. 145.11 crore during previous year. EPS for the year was Rs. 1.48 against Rs. 2.97 for the previous year.

Awards and Accolades – FY20

Received GOLD Award under Apex India Safe Workplace Award 2019 in Metal & Mining Sector for the year 2019-20 for outstanding achievement in Safety Management.

Received Fame Environment Excellence Award 2019 (Platinum Award) from FAME (Foundation for Accelerated Mass Empowerment) in Metal & Mining Sector.

Received 19th Annual Greentech Environment Award – 2019 (Gold Award) in Metal & Mining Sector.

CCQC Gold Award at Bhubaneswar Chapter

NCQC Par Excellence Award at Varanasi

32nd Convention on Quality Circle organized by CII.

Lean Quality Circle Team "Chrome" from Steel Melt Shop, JSL Jajpur was adjudged the winner (First Position) in the 32nd CII QC Circle Odisha State level Competition on 20th December 2019, organized by CII Bhubaneswar

National Convention on Quality Circle organized by QCFI

All four team on Steel Melt shop bagged Par-Excellence Award in NCQC-2019 Varanasi Chapter

SMS Team Won 1st Runner-Up trophy at CII National Energy Efficiency Circle competition Under Best Energy Efficient Organisation category"

SMS AOD Team fetched 3rd Prize at National Level 19th Skill Supervisory competition at Jamshedpur organized by CII, INDIA

Integrated Management Systems

Quality & Quality Management Systems

CERTIFICATIONS AND QUALITY STANDARDS

Your Company is certified for integrated management systems comprising of Quality management system (ISO 9001:2015), Environment management system (ISO 14001:2015) and Occupational health & safety management system. The occupational health & safety management system has successfully been upgraded to latest version ISO 45001:2018. The company is also certified to Energy management system and the same has been upgraded to the latest version ISO 50001:2018.

All the testing laboratories (comprising of incoming raw materials, steel melt shop, coal testing and mechanical & metallurgical testing) of the company are NABL (National Accreditation Board of Testing and Calibration Laboratory) accredited as single entity "Central laboratory & technical services" as per laboratory management system ISO/IEC

17025:2017. NABL accreditation has strengthened its overall technical competency which has resulted in becoming world class laboratory with acceptance of its test results worldwide.

The company is certified as per Construction Product Regulation (CE Marking) with incorporation of ferritic & duplex grades of stainless steel with validity of certificate till December 2023. This will further enhance company's preference as certified manufacturer of stainless steel for construction field in the European market with 14 grades covered under the scope of CE marking. CPR first surveillance audit 2019 -20 has successfully been completed. The company is also certified for Pressure Equipment Directive AD/ PED with ferritic & duplex grades of stainless steel under the scope with validity of certificate until January 2022. PED/AD first surveillance audit 2019-20 has also been successfully completed. The PEMEX certification for oil and gas sector is valid until December 2020. Your Company is re-certified as DNV GL approved manufacturer for Marine Application and the approval from Bureau Veritas as per Marine & Offshore General Conditions is valid until May 2022.

Your Company has REACH/RoHS certification for 200, 300 & 400 series stainless steel grades. This includes compliance to all restricted substances under REACH and RoHS latest regulations.

Your Company has ISI mark/ BIS certification for various grades of Stainless Steel including BIS licenses as per IS 5522: 2014 (Stainless Steel Sheets and Strips for Utensils) and IS 15997:2012 (Low Nickel Austenitic Stainless Steel and Strip for Utensils and Kitchen Appliances), enabling us as preferred stainless steel manufacturer with BIS license.

Your Company also holds JIS Mark Certification as per JIS (Japanese Industrial Standard) JIS G 4304, JIS G 4305 and JIS G 4312 requirements for stainless steel products. This has enabled the company to be able to sell stainless steel products in Japan and East Asian countries.

Environment

In the pursuit of Excellency in sustainable environment, Jindal Stainless Limited (JSL), Jajpur has taken various measures towards environment protection by way of efficient use of all key resources through its effective management, technological advancement and sound environmentally workforce for up-gradation of Integrated Management System (IMS) that includes ISO 9001: 2015 for Quality Management System (QMS), ISO 14001:2015 for Environment Management System (EMS) and ISO 45001:2018 for Occupational Health & Safety Management System (OHSMS) in line with the requirement.

Environment Surveillance monitoring of Air quality (ambient air and stack), Water quality, and Noise at various locations is being regularly carried out. Real time online monitoring of Ambient Air Quality, stack and effluent quality has been made operational continuously and data is being transmitted to SPCB/CPCB server uninterruptedly. 5nos. of PTZ Camera has been installed at various locations inside plant for round the clock supervision of Process emission and discharge of water.

Various environmental measures has been taken for control of Air Pollution at Ferro Alloys Complex with replacement of all PTFE laminated fiber glass filter bags at SAF # 1 & 2 and SAF # 3, 4 & 5 bag House Hoppers. One separate de-dusting system having adequate capacity has been installed for tapping fume extraction at SAF # 3. Work for installation of standalone de-dusting system for SAF # 5 has been initiated. A new dust cyclone separator has also been installed at Fume de-dusting system of Coke Oven Plant. A dedicated Effluent Treatment Plant (ETP) has been constructed for new 0.3 MTPA CRM Project to take care of the process effluent.

As a part of surface runoff water management, surface runoff study has been undertaken by NIT, Rourkela to find out the remedial measures for control of seepage water. To mitigate the on-going surface runoff water issue with respect

to VISA Steel & KJ Ispat; dedicated RCC drain of around 2.3 KM all along the VISA Steel & KJ Ispat boundary is being constructed. Work for installation and commissioning of 250 m3/hr Effluent Treatment Plant has been initiated for treatment of surface runoff water.

As a part of compliance towards Pollution Prevention and sound environmental performance, JSL has made substantial efforts in last six years towards 100 % fly ash utilization by way of supplying fly ash to bricks manufacturing unit, Asbestos manufacturing Plant & Cement Plants. Further bottom ash is being disposed at nearby SPCB approved abandoned mines, supplied to NHAI for road construction as well as sent to other land development sites as per the instruction of district administration.

To be harmony with nature and green environment, JSL has undertaken mass plantation programmes in and around the Plant to create thick greenbelt and avenue plantations. As on 31st March, 2020 JSL has undertaken tree plantation of more than 3.4 Lakhs nos. inside plant covering an area of 193.62 Ha. (38.7 % of total plant area). Further, more than 1.39 Lakhs nos. of trees has been planted outside plant under Avenue Plantation and free distribution of more than 95,000 nos. of saplings to local villagers.

JSL is committed towards sustainable clean and green environment with compliance to all statutory obligations.

Health & Safety

Jindal Stainless Limited (JSL) firmly believes in creating a Safety culture among all employees by adopting 4-E's (Engineering Control, Education, Encouragement & Enforcement) principles and through effective management practices by implementation of ISO 45001:2018 for Occupational Health & Safety system and promote safety at various stages to roll out "ACCIDENT FREE STEEL".

A robust management system framework and a sound safety governance structure drive our health and safety measures. To achieve our objective of Zero LTI (Loss time injury), long-term Safety Strategies are being implemented across JSL. We endeavour to achieve the goal of "Committed to Zero" i.e. to achieve zero LTI for any unsafe act/s when it comes to Safety.

JSL, Jajpur has set online systems for reporting unsafe condition/act in the workplace, besides offering features for online detection of hazardous gases as well as visual displays of the shop floor for better understanding of work processes. EHS Department, comprising of well experienced & empowered Safety Officers, Fire Officers, coupled with area- wise safety responsibility has been constituted to devise best practices & procedures for creating a safe work environment with ensuring applicable safety compliances. Supervisor Responsibility on safety i.e Line Responsibility is inherently adopted thus driving safety ownership at respective shop floors to enhance "Surakhya Chakra". JSL, Jajpur had well structured and experienced fire fighting team all round the clock to deal with any emergency situations at Plant. A dedicated SAFETY TRAINING CENTRE (STC) with multimedia facilities to conduct safety training on various topics and impart audio-visual aided induction & job specific safety trainings on daily. In addition, various Safety Promotion campaigns, awareness drive, publicity & propaganda including Weekly Open House Safety Meeting at different Shop floors are undertaken at regular intervals to instil safety culture.

We are committed to our goal of ensuring zero harm to our employees, our contractors and the communities in which we operate. This is integral to our business process and is laid down in the JSL Health and Safety Policy, through which we have achieved the Zero Fatality

Human Resource

The joy of an engaged and high performing workforce has been at the root of Jindal Stainless Limited's (JSL's) progression into a strong and endearing enterprise. As on March 31, 2020, the Company total employee strenghth of 8,058 (including contractual staff).

Engagement forms the core of all HR initiatives. Several employee connect initiatives, like SAMPARK and Coffee with MD, give a direct platform to the employees to get their queries addressed by company's Managing Director. Events like Utsav gave an opportunity to bring together our employees to bond better and extend the gratitude to the actual support system – their families. Further, our engagement with employees in last Financial Year continued to strengthen through the Climate Survey, which was launched to solicit their opinions, perceptions and feelings regarding the organisation's environment.

As a performance-driven organization, we recently introduced the concept of Continuous Performance Management (CPM). The process of quarterly goal setting coupled with regular check-ins and coaching brings in focus the significance of the dialogue between the Manager and his direct Reports on the functional priorities and the results, thereby enabling employees to perform at their optimum levels.

The graduate engineering trainees (GET) hired from leading engineering & diploma colleges across India, went through our flagship program - ARISE. The 9-months induction program was launched with an objective to "Shape Stainless Engineers" of the future while preparing them for the transition from academic to the corporate world.

Learning & Development has been an important focus area with the objective to 'build a strong Learning culture, inspiring individuals to expand their capabilities & maximize their performance in their career at Jindal Stainless'. We completed the 12 month journey of Masterful Management, a flagship leadership development program for middle managers that focused on leadership capabilities for the changing business landscape. Capability of our workmen is enhanced continually with technical programs like Arohan as well as through Pratigyan - a unique up skilling and empowerment initiative for women. Leveraging the power of technology, our online courses ensured that we could focus on the learning and development of all employees, despite location or lockdown constraints.

In our effort to ensure prevention of any form of sexual harassment and to be more inclusive and safer for female employees, online module on POSH was launched across all management levels. The objective of the module is to create awareness amongst employees regarding the subject and to reiterate our commitment towards becoming a 'zero tolerance organization' against sexual harassment of women at workplace.

The efforts to have world class people practices are also recognized by the industry with several awards we have won in FY20, Business World Best Learning and Development Practise Award 2019, Workers Education Award 2019 and Manufacturing Today Awards 2019 in the Platinum category, to name a few. We are committed to make JSL the most preferred organisation to work for in the manufacturing sector.

Way Forward

Several internal and external factors augur well for the Company's future. Today, JSL enjoys a deep repository of experience of decade's, a comprehensive pan-India and global distribution network, a large team of experienced and professionally-run human resource and a well-diversified product portfolio of stainless steel products.

Over the years, the Company has not only undertaken initiatives to increase its overall capacities and distribution network, but has also made significant efforts to strengthen its balance sheet. Going ahead, JSL remains focused on

maintaining a healthier balance sheet which will assist the Company to face some of the near-term macro level challenges. Today, the Company is well positioned to benefit from the expected recovery in demand and trajectory of growth as the economy stabilizes. The strategic initiatives undertaken in recent years are expected to provide the necessary resilience to successfully overcome challenges through different parts of the business cycle. On a longer-term basis, the Company remains confident that its strategic initiatives will provide levers for high quality and sustainable growth and profitability.

Forward-Looking Statement

This Annual Report includes forward-looking statements regarding guidance, industry prospects, or future results of operations or financial position. We use words such as anticipates, believes, expects, future, intends, and similar expressions to identify forward looking statements. Forward looking statements reflect management's current expectations and are inherently uncertain. Actual results could differ materially for a variety of reasons, including, among others, fluctuations in foreign exchange rates, changes in global economic conditions and customer spending, world events and the rate of growth among others. The Company assumes no responsibility to amend, modify or revise any such statements. The Company disclaims any obligation to update these forward-looking statements except as may be required by law.

Independent Auditor's Report

To the Members of Jindal Stainless Limited

Report on the Audit of the Standalone Financial Statements

Opinion

1. We have audited the accompanying standalone financial statements of Jindal Stainless Limited ('the Company'), which comprise the Balance Sheet as at 31 March 2020, the Statement of Profit and Loss (including Other Comprehensive Income), the Cash Flow Statement and the Statement of Changes in Equity for the year then ended, and a summary of the significant accounting policies and other explanatory information.

2. In our opinion and to the best of our information and according to the explanations given to us, the aforesaid standalone financial statements give the information required by the Companies Act, 2013 ('Act') in the manner so required and give a true and fair view in conformity with the accounting principles generally accepted in India including Indian Accounting Standards ('Ind AS') specified under section 133 of the Act, of the state of affairs of the Company as at 31 March 2020, and its profit (including other comprehensive income), its cash flows and the changes in equity for the year ended on that date.

Basis for Opinion

3. We conducted our audit in accordance with the Standards on Auditing specified under section 143(10) of the Act. Our responsibilities under those standards are further described in the Auditor's Responsibilities for the Audit of the Financial Statements section of our report. We are independent of the Company in accordance with the Code of Ethics issued by the Institute of Chartered Accountants of India ('ICAI') together with the ethical requirements that are relevant to our audit of the financial statements under the provisions of the Act and the rules thereunder, and we have fulfilled our other ethical responsibilities in accordance with these requirements and the Code of Ethics. We believe that the audit evidence we have obtained is sufficient and appropriate to provide a basis for our opinion.

Key Audit Matters

4. Key audit matters are those matters that, in our professional judgment, were of most significance in our audit of the standalone financial statements of the current period. These matters were addressed in the context of our audit of the financial statements as a whole, and in forming our opinion thereon, and we do not provide a separate opinion on these matters.

5. We have determined the matters described below to be the key audit matters to be communicated in our report.

Key audit matter	How our audit addressed the key audit matter
Valuation of investment in associate and subsidiary company We draw reference to note 4 to the	Our audit procedures were focused on obtaining sufficient appropriate audit evidence that the carrying value of investments in the associate Jindal United Steel Limited and subsidiary PT. Jindal Stainless Indonesia are not materially

Key audit matter	How our audit addressed the key audit matter
standalone financial statements. The Company has investment in equity instruments of its associate Jindal United Steel Limited and subsidiary company PT. Jindal Stainless Indonesia amounting to ₹ 175.05 crores and ₹ 54.68 crores, respectively. Such investments in the aforesaid associate and subsidiary company are accounted for at cost in accordance with Ind AS 27, Separate Financial Statements. The Company assesses the recoverability of these investments when impairment indicators exist by comparing the fair value (less costs of disposal) and carrying amount of the investment as on the reporting date in accordance with Ind AS 36, Impairment of Assets. The aforesaid investments are not traded in the recognized stock exchange. The fair values of the investments are determined by a management-appointed independent valuation specialist based on discounted cash flow ('DCF') method. The process of computation of fair valuation for such investments using DCF method is complex. Management's assessment of the fair valuation of investment requires estimation and judgement around assumptions used. The key assumptions underpinning management's assessment of the fair valuation include, but are not limited to, projections of future cash flows, growth rates, discount rates, estimated future operating and capital expenditure. The application of significant judgment in this matter required substantial involvement of internal valuation experts on the audit engagement. Accordingly, assessment of impairment loss to be recognised, if any, on the carrying value of investment made in the associate	misstated. These procedures included, but were not limited to, the following: We obtained an understanding of management's processes and controls for determining the fair valuation of investments. The understanding was obtained by performance of walkthroughs which included inspection of documents produced by the Company and discussion with those involved in the process of valuation. In addition to the evaluation of design and testing the operating effectiveness of controls implemented for identification of impairment indicators and measurement of impairment provisions, we also performed the following procedures: • Assessed the qualification and objectivity of the management-appointed independent valuation specialist to determine the fair value of investments; • Assessed the appropriateness of valuation methodology used for the fair valuation computation with the help of an auditor's expert, and tested the mathematical accuracy of management's model; • Reconciled the cash flow projections to the business plans approved by the Company's management; • Challenged the management's assessment of underlying assumptions used for the cash flow projections including the implied growth rates, considering evidence available, including the impact of COVID-19 pandemic, where appropriate to support these assumptions and our understanding of the business; • Tested the discount rate and long-term growth rates used in the forecast including comparison to economic and industry forecasts where appropriate; • Evaluated the sensitivity analysis performed by management in respect of the key assumptions such as discount and growth rates to ensure there was sufficient headroom with respect to the estimation uncertainty impact of such assumptions on the fair value calculation; • Engaged internal valuation experts to obtain additional comfort on the valuation technique used by management's valuation expert; • Obtained written representations from management and those charged with governance on whether the significant

Key audit matter	How our audit addressed the key audit matter
and subsidiary company has been considered as be a key audit matter for current year's audit.	assumptions used in valuation of the investments in the associate company and subsidiary company are considered reasonable. • Evaluated the adequacy and appropriateness of disclosures in relation to the investments in associate company and subsidiary company, in the financial statements including the related impairment indicators.
Recoverability of Minimum Alternate Tax (MAT) Credit As at 31 March 2020, the Company has recognised Minimum Alternate Tax (MAT) credit amounting to ₹ 77.65 crores, within deferred tax assets. On that date, the Company also has unabsorbed depreciation amounting to ₹ 2,352.23 crores and brought forward business losses amounting to ₹ 115.04 crores. The recognition of a deferred tax asset in the form of MAT credit is based on management's estimate of taxable and accounting profits in future, which are underpinned by the Company's price assumptions and business plans, and tax adjustments required to be made in the taxable profit computations, as per the provisions of Income Tax Act, 1961 (IT Act). Estimating recoverability of MAT credit also requires significant judgments, including the timing of reversals of unabsorbed depreciation. Considering the materiality of the amounts involved and inherent subjectivity requiring significant judgment involved in the determination of utilization of MAT credit through estimation of future taxable profits, this area was considered to be of most significance to the audit and determined to be a key audit matter.	Our procedures in relation to assessment of MAT credit recognised as at reporting date included, but were not limited to, the following: • Obtained and updated our understanding of the management's process of computation of future accounting and taxable profits of the Company, and expected utilization of available MAT credit within specified time period as per provisions of the IT Act. • Evaluated the design of and tested the operating effectiveness of controls around the preparation of underlying business plans, future taxable profit computation, and assessment of recognition of MAT credit at year end. • Reconciled the business results projections to the future business plans approved by the Company's board of directors; • Challenged the management's assessment of underlying assumptions used for the business results projections including expected capacity expansion and utilisation, implied growth rates and expected prices considering evidence available to support these assumptions and our understanding of the business; • Tested the growth rates used in the forecast by comparing them to past trends and to economic and industry forecasts, including the impact of COVID-19 pandemic, where appropriate; • Performed independent sensitivity analysis in respect of the key assumptions such as growth rates to ensure there was sufficient headroom with respect to the estimation uncertainty impact of such assumptions on the timing of reversal of unabsorbed depreciation and utilisation of MAT credit; • Tested the computations of future taxable profits, including testing of the adjustments made in such computations with respect to tax-allowed and tax-disallowed items, other tax

Key audit matter	How our audit addressed the key audit matter
	rebates and deductions available to the Company, and tested the computation of MAT liability in such future years, in accordance with the provisions of the IT Act. • Evaluated the historical accuracy of the estimates made in the prior periods with respect to business projections and aforesaid tax computations. • Tested the mathematical accuracy of management's projections and tax computations. • Based on aforesaid computations, assessed the appropriateness of management's estimate of likelihood of utilization of MAT credit within the time period specified and in accordance with the provisions of the IT Act. • Engaged the internal tax experts to assess the accuracy of MAT credit recognized in the financial statements. • Evaluated the appropriateness and adequacy of the disclosures related to MAT credit in the financial statements in accordance with the applicable accounting standards.

We have determined that there are no other key audit matters to communicate in our report.

Information other than the Financial Statements and Auditor's Report thereon

6. The Company's Board of Directors is responsible for the other information. The other information comprises the information included in the Annual Report, but does not include the standalone financial statements and our auditor's report thereon. The Annual Report is expected to be made available to us after the date of this auditor's report.

   Our opinion on the standalone financial statements does not cover the other information and we will not express any form of assurance conclusion thereon.

   In connection with our audit of the standalone financial statements, our responsibility is to read the other information identified above when it becomes available and, in doing so, consider whether the other information is materially inconsistent with the standalone financial statements or our knowledge obtained in the audit or otherwise appears to be materially misstated.

   When we read the Annual Report, if we conclude that there is a material misstatement therein, we are required to communicate the matter to those charged with governance.

   Responsibilities of Management and Those Charged with Governance for the Standalone Financial Statements

7. The accompanying standalone financial statements have been approved by the Company's Board of Directors. The Company's Board of Directors is responsible for the matters stated in section 134(5) of the Act with respect to the preparation of these standalone financial statements that give a true and fair view of the financial position,

financial performance including other comprehensive income, changes in equity and cash flows of the Company in accordance with the accounting principles generally accepted in India, including the Ind AS specified under section 133 of the Act. This responsibility also includes maintenance of adequate accounting records in accordance with the provisions of the Act for safeguarding of the assets of the Company and for preventing and detecting frauds and other irregularities; selection and application of appropriate accounting policies; making judgments and estimates that are reasonable and prudent; and design, implementation and maintenance of adequate internal financial controls, that were operating effectively for ensuring the accuracy and completeness of the accounting records, relevant to the preparation and presentation of the financial statements that give a true and fair view and are free from material misstatement, whether due to fraud or error.

8. In preparing the financial statements, management is responsible for assessing the Company's ability to continue as a going concern, disclosing, as applicable, matters related to going concern and using the going concern basis of accounting unless management either intends to liquidate the Company or to cease operations, or has no realistic alternative but to do so.

9. Those Board of Directors is also responsible for overseeing the Company's financial reporting process.

Auditor's Responsibilities for the Audit of the Financial Statements

10. Our objectives are to obtain reasonable assurance about whether the financial statements as a whole are free from material misstatement, whether due to fraud or error, and to issue an auditor's report that includes our opinion. Reasonable assurance is a high level of assurance, but is not a guarantee that an audit conducted in accordance with Standards on Auditing will always detect a material misstatement when it exists. Misstatements can arise from fraud or error and are considered material if, individually or in the aggregate, they could reasonably be expected to influence the economic decisions of users taken on the basis of these financial statements.

11. As part of an audit in accordance with Standards on Auditing, we exercise professional judgment and maintain professional skepticism throughout the audit. We also:

- Identify and assess the risks of material misstatement of the financial statements, whether due to fraud or error, design and perform audit procedures responsive to those risks, and obtain audit evidence that is sufficient and appropriate to provide a basis for our opinion. The risk of not detecting a material misstatement resulting from fraud is higher than for one resulting from error, as fraud may involve collusion, forgery, intentional omissions, misrepresentations, or the override of internal control;

- Obtain an understanding of internal control relevant to the audit in order to design audit procedures that are appropriate in the circumstances. Under section 143(3)(i) of the Act, we are also responsible for expressing our opinion on whether the Company has adequate internal financial controls with reference to financial statements in place and the operating effectiveness of such controls;

- Evaluate the appropriateness of accounting policies used and the reasonableness of accounting estimates and related disclosures made by management;

- Conclude on the appropriateness of management's use of the going concern basis of accounting and, based on the audit evidence obtained, whether a material uncertainty exists related to events or conditions that

may cast significant doubt on the Company's ability to continue as a going concern. If we conclude that a material uncertainty exists, we are required to draw attention in our auditor's report to the related disclosures in the financial statements or, if such disclosures are inadequate, to modify our opinion. Our conclusions are based on the audit evidence obtained up to the date of our auditor's report. However, future events or conditions may cause the Company to cease to continue as a going concern;

- Evaluate the overall presentation, structure and content of the financial statements, including the disclosures, and whether the financial statements represent the underlying transactions and events in a manner that achieves fair presentation.

12. We communicate with those charged with governance regarding, among other matters, the planned scope and timing of the audit and significant audit findings, including any significant deficiencies in internal control that we identify during our audit.

13. We also provide those charged with governance with a statement that we have complied with relevant ethical requirements regarding independence, and to communicate with them all relationships and other matters that may reasonably be thought to bear on our independence, and where applicable, related safeguards.

14. From the matters communicated with those charged with governance, we determine those matters that were of most significance in the audit of the financial statements of the current period and are therefore the key audit matters. We describe these matters in our auditor's report unless law or regulation precludes public disclosure about the matter or when, in extremely rare circumstances, we determine that a matter should not be communicated in our report because the adverse consequences of doing so would reasonably be expected to outweigh the public interest benefits of such communication.

Report on Other Legal and Regulatory Requirements

15. As required by section 197(16) of the Act, based on our audit, we report that the Company has paid remuneration to its directors during the year in accordance with the provisions of and limits laid down under section 197 read with Schedule V to the Act.

16. As required by the Companies (Auditor's Report) Order, 2016 ('the Order') issued by the Central Government of India in terms of section 143(11) of the Act, we give in the Annexure I a statement on the matters specified in paragraphs 3 and 4 of the Order.

17. Further to our comments in Annexure I, as required by section 143(3) of the Act, based on our audit, we report, to the extent applicable, that:

    a) we have sought and obtained all the information and explanations which to the best of our knowledge and belief were necessary for the purpose of our audit of the accompanying standalone financial statements;

    b) in our opinion, proper books of account as required by law have been kept by the Company so far as it appears from our examination of those books;

    c) the standalone financial statements dealt with by this report are in agreement with the books of account;

d) in our opinion, the aforesaid standalone financial statements comply with Ind AS specified under section 133 of the Act;

e) on the basis of the written representations received from the directors and taken on record by the Board of Directors, none of the directors is disqualified as on 31 March 2020 from being appointed as a director in terms of section 164(2) of the Act;

f) we have also audited the internal financial controls with reference to financial statements of the Company as on 31 March 2020 in conjunction with our audit of the standalone financial statements of the Company for the year ended on that date and our report dated 31 March 2020 as per Annexure II expressed unmodified opinion; and

g) with respect to the other matters to be included in the Auditor's Report in accordance with rule 11 of the Companies (Audit and Auditors) Rules, 2014 (as amended), in our opinion and to the best of our information and according to the explanations given to us:

i. the Company, as detailed in note 36 to the standalone financial statements, has disclosed the impact of pending litigations on its financial position as at 31 March 2020;

ii. the Company did not have any long-term contracts including derivative contracts for which there were any material foreseeable losses as at 31 March 2020;

iii. there has been no delay in transferring amounts, required to be transferred, to the Investor Education and Protection Fund by the Company during the year ended 31 March 2020; and

iv. the disclosure requirements relating to holdings as well as dealings in specified bank notes were applicable for the period from 8 November 2016 to 30 December 2016, which are not relevant to these standalone financial statements. Hence, reporting under this clause is not applicable.

For **Walker Chandiok & Co LLP**
Chartered Accountants
Firm's Registration No.: 001076N/N500013

Siddharth Talwar
Partner
Membership No.: 512752
UDIN: 20512752AAAACJ6386

Place: Faridabad
Date: 06 June 2020

Annexure I to the Independent Auditor's Report of even date to the members of Jindal Stainless Limited, on the standalone financial statements for the year ended 31 March 2020

Annexure I

Based on the audit procedures performed for the purpose of reporting a true and fair view on the financial statements of the Company and taking into consideration the information and explanations given to us and the books of account and other records examined by us in the normal course of audit, and to the best of our knowledge and belief, we report that:

(i) (a) The Company has maintained proper records showing full particulars, including quantitative details and situation of fixed assets.

(b) All fixed assets have not been physically verified by the management during the year, however, there is a regular program of verification once in three years, which, in our opinion, is reasonable having regard to the size of the Company and the nature of its assets. No material discrepancies were noticed on such verification.

(c) The title deeds of all the immovable properties (which are included under the head 'Property, plant and equipment') are held in the name of the Company.

(ii) In our opinion, the management has conducted physical verification of inventory at reasonable intervals during the year, except for goods-in-transit and stocks lying with third parties. For stocks lying with third parties at the year-end, written confirmations have been obtained by the management. No material discrepancies were noticed on the aforesaid verification.

(iii) The Company has not granted any loan, secured or unsecured to companies, firms, Limited Liability Partnerships (LLPs) or other parties covered in the register maintained under Section 189 of the Act. Accordingly, the provisions of clauses 3(iii)(a), 3(iii)(b) and 3(iii)(c) of the Order are not applicable.

(iv) In our opinion, the Company has complied with the provisions of Section 186 in respect of investments, guarantees and loans. Further, in our opinion, the Company has not entered into any transaction covered under Section 185 of the Act in respect of loans, guarantees and security.

(v) In our opinion, the Company has complied with the directives issued by the Reserve Bank of India, the provisions of Sections 73 to 76 and other relevant provisions of the Act and the Companies (Acceptance of Deposits) Rules, 2014 (as amended) as applicable, with regard to the deposits accepted. According to the information and explanations given to us, no order has been passed by the Company Law Board or National Company Law Tribunal or Reserve Bank of India or any Court or any other Tribunal, in this regard.

(vi) We have broadly reviewed the books of account maintained by the Company pursuant to the Rules made by the Central Government for the maintenance of cost records under sub-section (1) of Section 148 of the Act in respect of Company's products and services and are of the opinion that, prima facie, the prescribed accounts and records have been made and maintained. However, we have not made a detailed examination of the cost records with a view to determine whether they are accurate or complete.

(vii) (a) Undisputed statutory dues including provident fund, employees' state insurance, income-tax, sales-tax, service tax, goods and service tax, duty of customs, duty of excise, value added tax, cess and other material statutory dues, as applicable, have generally been regularly deposited to the appropriate authorities, though there has been a slight delay in a few cases. Further, no undisputed amounts payable in respect thereof were outstanding at the year-end for a period of more than six months from the date they became payable.

Annexure I to the Independent Auditor's Report of even date to the members of Jindal Stainless Limited, on the standalone financial statements for the year ended 31 March 2020

(b) The dues outstanding in respect of income-tax, sales-tax, service-tax, duty of customs, duty of excise, entry tax and value added tax on account of any dispute, are as follows:

Statement of Disputed Dues

Name of Statute	Nature of dues	Amount (₹ crores)	Amount paid under protest (₹ crores)	Period to which the amount relates	Forum where dispute is pending
The Central Sales Tax Act, 1956	Central Sales Tax	2.35	0.47	Financial Year 2013-14 and 2014-15	Additional Commissioner of Commercial Taxes
The Central Sales Tax Act, 1956	Central Sales Tax	0.43	0.09	October 2015 to March 2016	Additional Commissioner of Commercial Taxes
The Central Sales Tax Act, 1956	Central Sales Tax	1.64	0.16	April 2016 to June 2017	Additional Commissioner of Commercial Taxes
The Odisha Value Added Tax Act, 2004	Value Added Tax	22.92	-	Financial Year 2013-14 and 2014-15	The Hon'ble High Court, Odisha
The Orissa Entry Tax Act, 1999	Entry Tax	97.43	15.45	1 October 2006 to 30 September 2010	The Hon'ble High Court, Odisha
The Orissa Entry Tax Act, 1999	Entry Tax	57.18	20.96	Financial Year 2013-14 and 2014-15	The Hon'ble High Court, Odisha
The Orissa Entry Tax Act, 1999	Entry Tax	78.24	53.26	01 Oct 2010 to 31 March 2013 and 01 April 2015 to 31 March 2017	The Hon'ble High Court, Odisha
The Orissa Entry Tax Act, 1999	Entry Tax	0.10	0.10	April 2006 to September 2006	Additional Commissioner of Commercial Tax
The Customs Tariff Act, 1975	Customs Duty	7.97	0.60	Financial Year 2012-13	Customs Excise and Service Tax Appellate Tribunal
The Customs Act, 1962	Customs Duty	1.70	0.13	Financial Year 2014-15	Customs Excise and Service Tax Appellate Tribunal
The Customs Act, 1962	Customs Duty	0.90	0.84	Financial Year 2014-15 and 2015-16	Commissioner of Customs
The Central Excise Act, 1944	Central Excise Duty	1.30	1.30	Financial Year 2006-07, 2007-08 and 2008-09	Customs Excise and Service Tax Appellate Tribunal
The Central Excise Act, 1944	Central Excise Duty	0.50	0.05	September 2006 to August 2011	Customs Excise and Service Tax Appellate Tribunal
The Central Excise Act, 1944	Central Excise Duty	0.26	0.02	June 2007 to December 2007	Commissioner (appeal) of CGST, Central Excise & Customs
The Central Excise Act, 1944	Central Excise Duty	0.30	0.03	May 2008 to March 2009	Customs Excise and Service Tax Appellate Tribunal
The Central Excise Act, 1944	Central Excise Duty	0.22	0.02	Financial Year 2012-13 to 2013-14	Commissioner (appeal) of Central GST, Central Excise & Customs
The Central Excise Act, 1944	Central Excise Duty	0.19	0.01	Financial Year 2014-15	Commissioner (appeal) of Central GST, Central Excise & Customs

Annexure I to the Independent Auditor's Report of even date to the members of Jindal Stainless Limited, on the standalone financial statements for the year ended 31 March 2020

Name of Statute	Nature of dues	Amount (₹ crores)	Amount paid under protest (₹ crores)	Period to which the amount relates	Forum where dispute is pending
The Central Excise Act, 1944	Central Excise Duty	0.22	-	April 2014 to June 2017	Assistant Commissioner of Central GST and Central Excise
The Central Excise Act, 1944	Central Excise Duty	3.25	-	January 2013 to January 2014	Commissioner of Central GST and Central Excise
The Central Excise Act, 1944	Central Excise Duty	0.08	-	April 2011 to October 2016	Commissioner (Appeal) of Central Excise & Service Tax
The Central Excise Act, 1944	Central Excise Duty	0.10	-	Financial Year 2012-13 and 2013-14	Commissioner (Appeal) of Central Excise & Service Tax
The Central Excise Act, 1944	Central Excise Duty	0.05	-	May 2008 to March 2013	Commissioner (Appeal) of Central Excise & Service Tax
The Central Excise Act, 1944	Central Excise Duty	0.02	0.02	Financial Year 2013-14	Customs Excise and Service Tax Appellate Tribunal
Income-tax Act, 1961	Income tax	0.97	-	Assessment Year 2003-04	Hon'ble High Court of Delhi
Income-tax Act, 1961	Income tax	3.01	-	Assessment Year 2004-05	Hon'ble High Court of Delhi
Income-tax Act, 1961	Income tax	7.26	-	Assessment Year 2005-06	Hon'ble High Court of Delhi
Income-tax Act, 1961	Income tax	0.10	-	Assessment Year 2006-07	Assessing Officer
Income-tax Act, 1961	Income tax	8.69	-	Assessment Year 2006-07	Hon'ble High Court of Delhi
Income-tax Act, 1961	Income Tax	3.59	-	Assessment Year 2007-08	Hon'ble High Court of Delhi
Income-tax Act, 1961	Income tax	0.83	-	Assessment Year 2007-08	Assessing Officer
Income-tax Act, 1961	Income tax	2.08	-	Assessment Year 2007-08	Income tax Appellate Tribunal
Income-tax Act, 1961	Income tax	4.47	-	Assessment Year 2008-09	Hon'ble High Court of Delhi
Income-tax Act, 1961	Income tax	3.32	-	Assessment Year 2009-10	Income tax Appellate Tribunal
Income-tax Act, 1961	Income tax	0.52	-	Assessment Year 2010-11	Income tax Appellate Tribunal
Income-tax Act, 1961	Income tax	0.21	-	Assessment Year 2010-11	Commissioner of Income Tax (Appeals)
Income-tax Act, 1961	Income tax	19.47	-	Assessment Year 2011-12	Income tax Appellate Tribunal
Income-tax Act, 1961	Income tax	18.20	-	Assessment Year 2012-13	Income tax Appellate Tribunal
Income-tax Act, 1961	Income tax	14.34	-	Assessment Year 2013-14	Income tax Appellate Tribunal

Annexure I to the Independent Auditor's Report of even date to the members of Jindal Stainless Limited, on the standalone financial statements for the year ended 31 March 2020

Name of Statute	Nature of dues	Amount (₹ crores)	Amount paid under protest (₹ crores)	Period to which the amount relates	Forum where dispute is pending
Income-tax Act, 1961	Income tax	12.99	-	Assessment Year 2014-15	Income tax Appellate Tribunal
Income-tax Act, 1961	Income tax	0.12	-	Assessment Year 2015-16	Commissioner of Income Tax (Appeals)
Income-tax Act, 1961	Income tax	0.14	-	Assessment Year 2016-17	Commissioner of Income Tax (Appeals)

(viii) The Company has not defaulted in repayment of loans or borrowings to any financial institution or a bank or any dues to debenture-holders during the year. The Company has no loans or borrowings payable to government during the year.

(ix) In our opinion, the Company has applied moneys raised by way of term loans for the purposes for which these were raised. The Company did not raise moneys by way of initial public offer/ further public offer (including debt instruments) during year.

(x) No fraud by the Company or on the Company by its officers or employees has been noticed or reported during the period covered by our audit.

(xi) Managerial remuneration has been paid by the Company in accordance with the requisite approvals mandated by the provisions of Section 197 of the Act read with Schedule V to the Act.

(xii) In our opinion, the Company is not a Nidhi Company. Accordingly, provisions of clause 3(xii) of the Order are not applicable.

(xiii) In our opinion all transactions with the related parties are in compliance with Sections 177 and 188 of Act, where applicable, and the requisite details have been disclosed in the financial statements etc., as required by the applicable Ind AS.

(xiv) During the year, the Company has made preferential allotment of shares. In respect of the same, in our opinion, the Company has complied with the requirement of Section 42 of the Act and the Rules framed thereunder. Further, in our opinion, the amounts so raised have been used for the purposes for which the funds were raised. During the year, the Company did not make preferential allotment or private placement of fully/partly convertible debentures.

(xv) In our opinion, the Company has not entered into any non-cash transactions with the directors or persons connected with them covered under Section 192 of the Act.

(xvi) The Company is not required to be registered under Section 45-IA of the Reserve Bank of India Act, 1934.

For **Walker Chandiok & Co LLP**
Chartered Accountants
Firm's Registration No.: 001076N/N500013

Siddharth Talwar
Partner
Membership No.: 512752
UDIN: 20512752AAAACJ6386

Place: Faridabad
Date: 06 June 2020

Annexure II to the Independent Auditor's Report of even date to the members of Jindal Stainless Limited on the standalone financial statements for the year ended 31 March 2020

Annexure II

Independent Auditor's Report on the internal financial controls with reference to the standalone financial statements under Clause (i) of Sub-section 3 of Section 143 of the Companies Act, 2013 ('the Act')

1. In conjunction with our audit of the standalone financial statements of Jindal Stainless Limited ('the Company') as at and for the year ended 31 March 2020, we have audited the internal financial controls with reference to financial statements of the Company as at that date.

Responsibilities of Management and Those Charged with Governance for Internal Financial Controls

2. The Company's Board of Directors is responsible for establishing and maintaining internal financial controls based on the internal controls over financial reporting criteria established by the Company considering the essential components of internal control stated in the Guidance Note on Audit of Internal Financial Controls over Financial Reporting ('the Guidance Note') issued by the Institute of Chartered Accountants of India ('ICAI'). These responsibilities include the design, implementation and maintenance of adequate internal financial controls that were operating effectively for ensuring the orderly and efficient conduct of the Company's business, including adherence to the Company's policies, the safeguarding of its assets, the prevention and detection of frauds and errors, the accuracy and completeness of the accounting records, and the timely preparation of reliable financial information, as required under the Act.

Auditor's Responsibility for the Audit of the Internal Financial Controls with Reference to Financial Statements

3. Our responsibility is to express an opinion on the Company's internal financial controls with reference to financial statements based on our audit. We conducted our audit in accordance with the Standards on Auditing issued by the ICAI prescribed under Section 143(10) of the Act, to the extent applicable to an audit of internal financial controls with reference to financial statements, and the Guidance Note issued by the ICAI. Those Standards and the Guidance Note require that we comply with ethical requirements and plan and perform the audit to obtain reasonable assurance about whether adequate internal financial controls with reference to financial statements were established and maintained and if such controls operated effectively in all material respects.

4. Our audit involves performing procedures to obtain audit evidence about the adequacy of the internal financial controls with reference to financial statements and their operating effectiveness. Our audit of internal financial controls with reference to financial statements includes obtaining an understanding of such internal financial controls, assessing the risk that a material weakness exists, and testing and evaluating the design and operating effectiveness of internal control based on the assessed risk. The procedures selected depend on the auditor's judgement, including the assessment of the risks of material misstatement of the financial statements, whether due to fraud or error.

5. We believe that the audit evidence we have obtained is sufficient and appropriate to provide a basis for our audit opinion on the Company's internal financial controls with reference to financial statements.

Meaning of Internal Financial Controls with Reference to Financial Statements

6. A company's internal financial controls with reference to financial statements is a process designed to provide reasonable assurance regarding the reliability of financial reporting and the preparation of financial statements for external purposes in accordance with generally accepted accounting principles. A company's internal financial controls with reference to financial statements include those policies and procedures that (1) pertain to the maintenance of records that, in reasonable detail, accurately and fairly reflect the transactions and dispositions

of the assets of the company; (2) provide reasonable assurance that transactions are recorded as necessary to permit preparation of financial statements in accordance with generally accepted accounting principles, and that receipts and expenditures of the company are being made only in accordance with authorisations of management and directors of the company; and (3) provide reasonable assurance regarding prevention or timely detection of unauthorised acquisition, use, or disposition of the company's assets that could have a material effect on the financial statements.

Inherent Limitations of Internal Financial Controls with Reference to Financial Statements

7. Because of the inherent limitations of internal financial controls with reference to financial statements, including the possibility of collusion or improper management override of controls, material misstatements due to error or fraud may occur and not be detected. Also, projections of any evaluation of the internal financial controls with reference to financial statements to future periods are subject to the risk that the internal financial controls with reference to financial statements may become inadequate because of changes in conditions, or that the degree of compliance with the policies or procedures may deteriorate.

Opinion

8. In our opinion, the Company has, in all material respects, adequate internal financial controls with reference to financial statements and such controls were operating effectively as at 31 March 2020, based on the internal control over financial reporting criteria established by the Company considering the essential components of Internal control stated in the Guidance Note issued by the ICAI.

For **Walker Chandiok & Co LLP**
Chartered Accountants
Firm's Registration No.: 001076N/N500013

Siddharth Talwar
Partner
Membership No.: 512752
UDIN: 20512752AAAACJ6386

Place: Faridabad
Date: 06 June 2020

JINDAL STAINLESS LIMITED
Balance Sheet as at 31 March 2020
(All amounts in ₹ crores, unless otherwise stated)

	Note	As at 31 March 2020	As at 31 March 2019
ASSETS			
Non-current assets			
Property, plant and equipment	**2**	5,938.28	6,113.37
Capital work-in-progress	**2A**	9.13	20.14
Intangible assets	**3**	31.12	29.41
Intangible assets under development	**3A**	2.40	5.64
Financial assets			
Investments	**4**	486.93	486.37
Loans	**5**	110.08	42.52
Other financial assets	**6**	2.24	0.43
Income tax assets (net)	**12**	25.41	2.93
Other non-current assets	**7**	50.69	28.01
Current assets			
Inventories	**8**	2,330.41	2,044.16
Financial assets			
Investments	**4**	2.53	0.40
Trade receivables	**9**	779.41	842.52
Cash and cash equivalents	**10**	15.93	5.89
Bank balances other than cash and cash equivalents	**11**	28.45	8.19
Loans	**5**	11.27	12.47
Other financial assets	**6**	76.48	131.81
Income tax assets (net)	**12**	-	21.25
Other current assets	**7**	207.20	225.91
Total		**10,107.96**	**10,021.42**
EQUITY AND LIABILITIES			
EQUITY			
Equity share capital	**13**	97.45	95.84
Other equity	**14**	2,559.87	2,378.67
LIABILITIES			
Non-current liabilities			
Financial liabilities			
Borrowings	**15**	2,715.57	3,152.69
Other financial liabilities	**16**	102.40	26.01
Provisions	**17**	9.59	5.98
Deferred tax liabilities (net)	**18**	217.87	126.39
Other non-current liabilities	**19**	324.05	336.72

JINDAL STAINLESS LIMITED
Balance Sheet as at 31 March 2020
(All amounts in ₹ crores, unless otherwise stated)

	Note	As at 31 March 2020	As at 31 March 2019
Current liabilities			
Financial liabilities			
Borrowings	**20**	397.56	472.97
Trade payables	**21**		
Total outstanding dues of micro and small enterprises		87.28	77.44
Total outstanding dues of creditors other than micro and small enterprises		2,345.29	2,242.69
Other financial liabilities	**16**	1,038.60	904.01
Other current liabilities	**19**	211.78	201.39
Provisions	**17**	0.65	0.62
Total		**10,107.96**	**10,021.42**

Summary of significant accounting policies **1**

The summary of significant accounting policies and other explanatory information are an integral part of the financial statements.

This is the Balance Sheet referred to in our report of even date	For and on behalf of the Board of Directors	
For Walker Chandiok & Co LLP Chartered Accountants FRN 001076N/N500013	**Abhyuday Jindal** Managing Director DIN: 07290474	**Tarun Kumar Khulbe** Whole Time Director DIN: 07302532
Siddharth Talwar Partner Membership No.: 512752	**Anurag Mantri** Chief Financial Officer	**Navneet Raghuvanshi** Company Secretary
Place: Faridabad	Place: New Delhi	
Date: 06 June 2020		

JINDAL STAINLESS LIMITED
Statement of Profit and Loss for the year ended 31 March 2020
(All amounts in ₹ crores, unless otherwise stated)

	Note	Year ended 31 March 2020	Year ended 31 March 2019
INCOME			
Revenue from operations	**22**	12,320.11	12,585.01
Other income	**23**	36.98	27.58
Total		**12,357.09**	**12,612.59**
EXPENSES			
Cost of materials consumed		7,643.88	7,987.70
Purchases of stock-in-trade		487.86	698.08
Changes in inventories of finished goods, work in progress and stock-in-trade	**24**	(70.05)	(236.34)
Employee benefits expense	**25**	147.57	136.65
Finance costs	**26**	566.89	614.09
Depreciation and amortisation expense	**27**	408.86	335.08
Other expenses	**28**	2,936.03	2,862.98
Total		**12,121.04**	**12,398.24**
Profit before exceptional items and tax		**236.05**	**214.35**
Exceptional items	**37**	8.31	6.31
Profit before tax		**244.36**	**220.66**
Tax expense	**29**		
Deferred tax		91.48	81.09
Taxes in relation to earlier years		-	0.53
Total tax expense		**91.48**	**81.62**
Profit for the year		**152.88**	**139.04**
Other comprehensive income			
Items that will not be reclassified to profit or loss			
Re-measurements of defined employee benefit plans		(1.55)	(0.62)
Income tax effect on above		0.54	0.22
Total other comprehensive income		**(1.01)**	**(0.40)**

JINDAL STAINLESS LIMITED
Statement of Profit and Loss for the year ended 31 March 2020
(All amounts in ₹ crores, unless otherwise stated)

	Note	Year ended 31 March 2020	Year ended 31 March 2019
Total comprehensive income for the year		**151.87**	**138.64**
Earnings per share (in ₹)	**30**		
Basic		3.16	2.90
Diluted		3.16	2.90

Summary of significant accounting policies **1**

The summary of significant accounting policies and other explanatory information are an integral part of the financial statements.

This is the Statement of Profit and Loss referred to in our report of even date	For and on behalf of the Board of Directors	
For Walker Chandiok & Co LLP Chartered Accountants FRN 001076N/N500013	**Abhyuday Jindal** Managing Director DIN: 07290474	**Tarun Kumar Khulbe** Whole Time Director DIN: 07302532
Siddharth Talwar Partner Membership No.: 512752	**Anurag Mantri** Chief Financial Officer	**Navneet Raghuvanshi** Company Secretary
Place: Faridabad	Place: New Delhi	
Date: 06 June 2020		

JINDAL STAINLESS LIMITED
Statement of changes in equity for the period ended 31 March 2020
(All amounts in ₹ crores, unless otherwise stated)

A. Equity share capital

Particulars	Amount
As at 1 April 2018	**95.84**
Changes in equity share capital	-
As at 31 March 2019	**95.84**
Changes in equity share capital	1.61
As at 31 March 2020	**97.45**

B. Other equity

Particulars	Reserves and Surplus						Total
	Amalgamation reserve	Foreign currency monetary items translation difference account	Debenture redemption reserve (DRR)	Securities premium	Capital redemption reserve	Retained earnings	
Balance as at 01 April 2018	**1.22**	**-**	**51.69**	**1,053.91**	**20.00**	**1,128.96**	**2,255.78**
Profit for the year	-	-	-	-	-	139.04	**139.04**
Other comprehensive income for the year (net of tax)	-	-	-	-	-	(0.40)	**(0.40)**
Accumulation of translation difference on long term foreign currency monetary items (net of amortisation)	-	(15.75)	-	-	-	-	**(15.75)**
Transfer from debenture redemption reserve	-	-	(19.62)	-	-	19.62	**-**
Balance as at 31 March 2019	**1.22**	**(15.75)**	**32.07**	**1,053.91**	**20.00**	**1,287.22**	**2,378.67**
Profit for the year	-	-	-	-	-	152.88	**152.88**
Issue of equity shares and security premium thereon	-	-	-	26.97	-	-	**26.97**

JINDAL STAINLESS LIMITED
Statement of changes in equity for the period ended 31 March 2020
(All amounts in ₹ crores, unless otherwise stated)

Particulars	Reserves and Surplus						Total
	Amalgamation reserve	Foreign currency monetary items translation difference account	Debenture redemption reserve (DRR)	Securities premium	Capital redemption reserve	Retained earnings	
Other comprehensive income for the year (net of tax)	-	-	-	-	-	(1.01)	**(1.01)**
Accumulation of translation difference on long term foreign currency monetary items (net of amortisation)	-	2.36	-	-	-	-	**2.36**
Transfer from debenture redemption reserve	-	-	(7.65)	-	-	7.65	**-**
Balance as at 31 March 2020	**1.22**	**(13.39)**	**24.42**	**1,080.88**	**20.00**	**1,446.74**	**2,559.87**

Summary of significant accounting policies **1**

The summary of significant accounting policies and other explanatory information are an integral part of the financial statements.

This is the Statement of Changes in Equity referred to in our report of even date	For and on behalf of the Board of Directors	
For Walker Chandiok & Co LLP Chartered Accountants FRN 001076N/N500013	**Abhyuday Jindal** Managing Director DIN: 07290474	**Tarun Kumar Khulbe** Whole Time Director DIN: 07302532
Siddharth Talwar Partner Membership No.: 512752	**Anurag Mantri** Chief Financial Officer	**Navneet Raghuvanshi** Company Secretary
Place: Faridabad	Place: New Delhi	
Date: 06 June 2020		

JINDAL STAINLESS LIMITED
Cash Flow Statement for the year ended 31 March 2020
(All amounts in ₹ crores, unless otherwise stated)

	Particulars	Year ended 31 March 2020	Year ended 31 March 2019
A	**Cash flow from operating activities**		
	Profit before tax	244.36	220.66
	Adjustments for:		
	Depreciation and amortisation expense	408.86	335.08
	Loss/(Profit) on sale of property, plant and equipment (net)	(0.28)	0.24
	Gain on disposal of investments (net)	-	(0.64)
	Interest income on investments	(2.88)	(3.08)
	Liabilities no longer required written back	(63.67)	(20.74)
	Amortisation of deferred revenue	(12.66)	(12.63)
	Interest income on financial assets measured at amortised cost	(1.21)	(1.10)
	Unwinding of discount on financial asset measured at amortised cost	1.61	1.58
	Bad debts written off and allowance for expected credit loss	1.16	7.74
	Interest income on fixed deposits, receivables and income tax refund	(18.79)	(3.66)
	Net unrealised foreign exchange loss/(gain)	82.79	(27.77)
	Finance costs	566.89	614.09
	Provision for estimated recompense liability	-	27.50
	Operating profit before working capital changes	**1,206.18**	**1,137.27**
	Movement in working capital		
	Trade receivables	93.90	(33.15)
	Inventories	(286.25)	(31.80)
	Other financial assets	(101.05)	(32.68)
	Other assets	(5.13)	99.72
	Trade payables	88.29	425.46
	Other financial liabilities	115.85	(183.66)
	Other liabilities	10.39	(26.03)
	Provisions	2.09	0.99
	Cash flow from operating activities post working capital changes	**1,124.27**	**1,356.12**
	Income tax paid (net of refund)	(1.23)	(2.95)
	Net cash generated from operating activities (A)	**1,123.04**	**1,353.17**

JINDAL STAINLESS LIMITED
Cash Flow Statement for the year ended 31 March 2020
(All amounts in ₹ crores, unless otherwise stated)

	Particulars	Year ended 31 March 2020	Year ended 31 March 2019
B	**Cash flow from investing activities**		
	Purchase of property, plant & equipment and intangible assets (including Capital work in progress and intangible assets under development)	(170.64)	(187.57)
	Proceeds from sale of property, plant and equipment	21.59	2.33
	Interest received	8.85	3.74
	(Investment in)/ Redemption of deposits with banks	(21.83)	7.98
	Purchase of investment in subsidiary	-	(0.05)
	Proceeds from disposal of investments in subsidiary	-	1.41
	Net cash used in investing activities (B)	**(162.03)**	**(172.16)**
C	**Cash flow from financing activities**		
	Proceeds from issue of shares/warrants	28.58	-
	Repayment of short term borrowing (net)	(79.10)	(288.74)
	Repayment of long-term borrowings	(1,212.87)	(471.25)
	Proceeds from long-term borrowings	800.00	-
	Payment of lease liability	(4.01)	-
	Interest paid	(483.57)	(435.65)
	Net cash used in financing activities (C)	**(950.97)**	**(1,195.64)**
	Net changes in cash and cash equivalents (A+B+C)	**10.04**	**(14.63)**
	Cash and cash equivalents at the beginning of the year (refer note 10)	5.89	20.52
	Cash and cash equivalents at the end of the year (refer note 10)	**15.93**	**5.89**

Summary of significant accounting policies **1**

The summary of significant accounting policies and other explanatory information are an integral part of the financial statements.

This is the Cash Flow Statement referred to in our report of even date	For and on behalf of the Board of Directors	
For Walker Chandiok & Co LLP Chartered Accountants FRN 001076N/N500013	**Abhyuday Jindal** Managing Director DIN: 07290474	**Tarun Kumar Khulbe** Whole Time Director DIN: 07302532
Siddharth Talwar Partner Membership No.: 512752	**Anurag Mantri** Chief Financial Officer	**Navneet Raghuvanshi** Company Secretary
Place: Faridabad	Place: New Delhi	
Date: 06 June 2020		

1. Corporate information, basis of preparation and summary of significant accounting policies

i) Corporate information

Jindal Stainless Limited ("the Company'') is domiciled and incorporated in India and its (1) equity shares and (2) Global Depository Shares are listed at (1) Bombay Stock Exchange (BSE) and National Stock Exchange (NSE) and (2) Luxemburg Stock Exchange (LSE), respectively. The registered office of the Company is located at O. P. Jindal Marg, Hisar, Haryana, India. The Company is a leading manufacturer of Stainless Steel flat products in Austenitic, Ferritic, Martensitic and Duplex grades. The product range includes Ferro Alloys, Stainless Steel Slabs, Hot Rolled Coils, Plates and Sheets, and Cold Rolled Coils and Sheets.

ii) Basis of preparation

The financial statements of the Company have been prepared in accordance with Indian Accounting Standards (Ind AS) as notified by Ministry of Corporate Affairs pursuant to section 133 of the Companies Act, 2013 read with Companies (Indian Accounting Standards) Rules, 2015 as amended from time to time.

These financial statements are separate financial statements of the Company. The Company has also prepared consolidated financial statements for the year ended 31 March 2020 in accordance with Ind AS 110 and the same were also approved for issue by the Board of Directors, along with these financial statements on 6 June 2020.

The financial statements have been prepared on accrual and going concern basis. The accounting policies are applied consistently to all the periods presented in the financial statements. The financial statements have been prepared on a historical cost basis, except for the following assets and liabilities which have been measured at fair value:

- Certain financial assets and liabilities measured at fair value (refer accounting policy regarding financial instruments);
- Defined benefit plans – plan assets measured at fair value.

iii) Significant accounting policies

a) Current versus non-current classification

The Company presents assets and liabilities in the balance sheet based on current/ non-current classification.

An asset is treated as current when it is:

- Expected to be realised or intended to be sold or consumed in normal operating cycle,
- Held primarily for the purpose of trading,
- Expected to be realised within twelve months after the reporting period, or
- Cash or cash equivalent unless restricted from being exchanged or used to settle a liability for at least twelve months after the reporting period.

All other assets are classified as non-current.

A liability is current when:

- It is expected to be settled in normal operating cycle,
- It is held primarily for the purpose of trading,
- It is due to be settled within twelve months after the reporting period, or
- There is no unconditional right to defer the settlement of the liability for at least twelve months after the reporting period.

The Company classifies all other liabilities as non-current.

Deferred tax assets and liabilities are classified as non-current assets and liabilities.

Based on the nature of products and the time between acquisition of assets for processing and their realisation in cash and cash equivalents, the Company has ascertained its operating cycle as 12 months for the purpose of current or non-current classification of assets and liabilities.

b) Property, plant and equipment

Recognition and initial measurement

Property, plant and equipment are stated at their cost of acquisition. The cost comprises the purchase price, borrowing cost (if capitalisation criteria are met) and any attributable costs of bringing the asset to its working condition for its intended use. Any trade discount and rebates are deducted in arriving at the purchase price. Subsequent costs are included in the asset's carrying amount or recognised as a separate asset, as appropriate, only when it is probable that future economic benefits attributable to such subsequent cost associated with the item will flow to the Company. All other repair and maintenance costs are recognised in statement of profit or loss as incurred.

In case an item of property, plant and equipment is acquired on deferred payment basis, interest expenses included in deferred payment is recognised as interest expense and not included in cost of asset.

Subsequent measurement (depreciation and useful lives)
Depreciation on property, plant and equipment is provided on the straight line method arrived on the basis of the useful life prescribed under Schedule II of the Companies Act, 2013. The following useful life of assets has been taken by the Company:

Tangible assets	**Useful life (years)**
Buildings	2-60
Electrical installations	1-35
Continuous process plant and equipment	1-35
Railway sidings	15
Power line and bay extension	15-20
Furniture and fixtures	1-10
Vehicles	3-10
Office equipment	1-15

Cost of the leasehold land is amortized over the period of the lease.

The residual values, useful lives and method of depreciation are reviewed at each financial year end and adjusted prospectively, if appropriate.

Where, during any financial year, any addition has been made to any asset, or where any asset has been sold, discarded, demolished or destroyed, or significant components replaced; depreciation on such assets is calculated on a pro rata basis as individual assets with specific useful life from the month of such addition or, as the case may be, up to the month on which such asset has been sold, discarded, demolished or destroyed or replaced.

De-recognition
An item of property, plant and equipment and any significant part initially recognised is de-recognised upon disposal or when no future economic benefits are expected from its use or disposal. Any gain or loss arising on de-recognition of the asset (calculated as the difference between the net disposal proceeds and the carrying amount of the asset) is included in the income statement when the asset is derecognized.

c) Intangible assets

Recognition and initial measurement
Intangible assets acquired separately are measured on initial recognition at cost. Following initial recognition, intangible assets are carried at cost less any accumulated amortization and accumulated impairment losses, if any.

Subsequent measurement (amortisation and useful lives)
All finite-lived intangible assets are accounted for using the cost model whereby capitalised costs are amortised on a straight-line basis over their estimated useful lives. The estimated useful life of an identifiable intangible asset is based on a number of factors including the effects of obsolescence, demand, competition, and other economic factors (such as the stability of the industry, and known technological advances), and the level of maintenance expenditures required to obtain the expected future cash flows from the asset.

Residual values and useful lives are reviewed at each reporting date. The following useful lives are applied:

Asset category	**Estimated useful life (in years)**
Mine development expenses (stripping costs)	Over the period of expected duration of benefits
Software	5

The amortisation period and the amortisation method for finite-lived intangible assets are reviewed at least at the end of each reporting period. Changes in the expected useful life or the expected pattern of consumption of future economic benefits embodied in the asset are considered to modify the amortisation period or method, as appropriate, and are treated as changes in accounting estimates.

De-recognition
Gains or losses arising from derecognition of an intangible asset are measured as the difference between the net disposal proceeds and the carrying amount of the asset and are recognised in the statement of profit or loss when the asset is derecognised.

d) Impairment of non-financial assets

For impairment assessment purposes, assets are grouped at the lowest levels for which there are largely independent cash inflows (cash generating units). As a result, some assets are tested individually for impairment and some are tested at cash-generating unit level.

The Company assesses at each balance sheet date whether there is any indication that an asset may be impaired. If any such indication exists, the Company estimates the recoverable amount of the asset. If such recoverable amount of the asset or the recoverable amount of the cash generating unit to which the asset belongs is less than its carrying amount, the carrying amount is reduced to its recoverable amount. The reduction is treated as an impairment loss and is recognized in the statement of profit and loss. If at the balance sheet date, there is an indication that a previously assessed impairment loss no longer exists then the recoverable amount is reassessed, and the asset is reflected at the recoverable amount subject to a maximum of depreciated historical cost. Impairment losses previously recognised are accordingly reversed in the statement of profit and loss.

To determine value-in-use, management estimates expected future cash flows from each cash-generating unit and determines a suitable discount rate in order to calculate the present value of those cash flows. The data used for impairment testing procedures are directly linked to the Company's latest approved budget, adjusted as necessary to exclude the effects of future re-organisations and asset enhancements. Discount factors are determined individually for each cash-generating unit and reflect current market assessment of the time value of money and asset-specific risk factors.

e) Borrowing costs

Borrowing costs directly attributable to the acquisition, construction or production of an asset that necessarily takes a substantial period of time to get ready for its intended use or sale are capitalized as part of the cost of the asset. All other borrowing costs are expensed in the period in which they occur. Borrowing costs consist of interest calculated using the effective interest method that an entity incurs in connection with the borrowing of funds. Borrowing cost also includes exchange differences to the extent regarded as an adjustment to the borrowing costs.

Eligible transaction/ancillary costs incurred in connection with the arrangement of borrowings are adjusted with the proceeds of the borrowings.

f) Inventory

Inventories are stated at lower of cost or net realisable value. The cost in respect of the various items of inventory is computed as under:

- Raw material cost includes direct expenses and is determined based on weighted average method.
- Stores and spares cost includes direct expenses and is determined on the basis of weighted average method.
- In case of finished goods, cost includes raw material cost plus conversion costs and other overheads incurred to bring the goods to their present location and condition.

Net realisable value is the estimated selling price in the ordinary course of business less any applicable selling expenses. Provision for obsolescence and slow moving inventory is made based on management's best estimates of net realisable value of such inventories.

g) Foreign currency translation

Functional and presentation currency
The financial statements are presented in Indian Rupees (INR or ₹) and are rounded to two decimal places of crores, which is also the Company's functional currency.

Transactions and balances

Transactions in foreign currencies are initially recorded by the Company at its functional currency spot rates at the date the transaction first qualifies for recognition.

Monetary assets and liabilities denominated in foreign currencies are translated at the functional currency spot rates of exchange at the reporting date.

Exchange differences arising on settlement or translation of monetary items as at reporting date are recognised in profit or loss.

Non-monetary items that are measured in terms of historical cost in a foreign currency are translated using the exchange rates at the dates of the initial transactions. Non-monetary items measured at fair value in a foreign currency are translated using the exchange rates at the date when the fair value is determined. The gain or loss arising on translation of non-monetary items measured at fair value is treated in line with the recognition of the gain or loss on the change in fair value of the item (i.e., translation differences on items whose fair value gain or loss is recognised in OCI or profit or loss are also recognised in OCI or profit or loss, respectively).

Exchange differences

As per the generally accepted accounting principles followed by the Company till 31 March 2016, exchange differences arising on translation/ settlement of long-term foreign currency monetary items pertaining to the acquisition of a depreciable asset were adjusted to the cost of the asset. Exchange differences arising on other long-term foreign currency monetary items existing as on 31 March 2016 are accumulated in the "Foreign Currency Monetary Item Translation Difference Account" and amortised over the remaining life of the concerned monetary item. The Company has elected to continue with the said policy on exchange differences arising on long term foreign currency monetary items existing on 31 March 2016, as allowed under Ind AS 101.

For this purpose, the Company treats a foreign monetary item as "long-term foreign currency monetary item", if it has a term of 12 months or more at the date of its origination.

h) Leases

Transition

Effective 1 April 2019, the Company adopted Ind AS 116 "Leases" and applied the standard to all lease contracts existing on 1 April 2019 using the modified retrospective method and elected to measure the right-of-use assets at an amount equal to the lease liability adjusted for any prepaid or accrued lease payments that existed at the date of transition. Comparatives as at and for the year ended 31 March 2019 have not been retrospectively adjusted and therefore will continue to be reported under the accounting policies included as part of our Annual Report for year ended 31 March 2019.

Refer note 41 for details.

The Company as a lessee

The Company's leased asset classes primarily consist of leases for land and plant and machinery. The Company assesses whether a contract contains a lease, at inception of a contract. A contract is, or contains, a lease if the contract conveys the right to control the use of an identified asset for a period of time in exchange for consideration. To assess whether a contract conveys the right to control the use of an identified asset, the Company assesses whether: (i) the contract involves the use of an identified asset (ii) the Company has substantially all of the economic benefits from use of the asset through the period of the lease and (iii) the Company has the right to direct the use of the asset.

At the date of commencement of the lease, the Company recognises a right-of-use asset ("ROU") and a corresponding lease liability for all lease arrangements in which it is a lessee, except for leases with a term of twelve months or less (short-term leases) and low value leases. For these short-term and low value leases, the Company recognizes the lease payments as an operating expense on a straight-line basis over the term of the lease.

Certain lease arrangements include options to extend or terminate the lease before the end of the lease term. ROU assets and lease liabilities include these options when it is reasonably certain that they will be exercised.

The right-of-use assets are initially recognized at cost, which comprises the initial amount of the lease liability adjusted for any lease payments made at or prior to the commencement date of the lease plus any initial direct costs less any lease incentives. They are subsequently measured at cost less accumulated depreciation and impairment losses.
Right-of-use assets are depreciated from the commencement date on a straight-line basis over the shorter of the lease term and useful life of the underlying asset.

The lease liability is initially measured at amortized cost at the present value of the future lease payments. The lease payments are discounted using the interest rate implicit in the lease or, if not readily determinable, using the incremental borrowing rates in the country of domicile of these leases. Lease payments included in the measurement of the lease liability are made up of fixed payments (including in substance fixed payments) and variable payments based on an index or rate. Subsequent to initial measurement, the liability will be reduced for payments made and increased for interest. Lease liabilities are remeasured with a corresponding adjustment to the related right of use asset if the Company changes its assessment of whether it will exercise an extension or a termination option.

The Company as a lessor

Leases for which the Company is a lessor is are classified as a finance or operating lease. Whenever the terms of the lease transfer substantially all the risks and rewards of ownership to the lessee, the contract is classified as a finance lease. All other leases are classified as operating leases.

When the Company is an intermediate lessor, it accounts for its interests in the head lease and the sublease separately. The sublease is classified as a finance or operating lease by reference to the right-of-use asset arising from the head lease.

For operating leases, rental income is recognized on a straight-line basis over the term of the relevant lease.

i) Fair value measurement

Fair value is the price that would be received to sell an asset or paid to transfer a liability in an orderly transaction between market participants at the measurement date. The fair value measurement is based on the presumption that the transaction to sell the asset or transfer the liability takes place either:

- In the principal market for the asset or liability, or
- In the absence of a principal market, in the most advantageous market for the asset or liability

The principal or the most advantageous market must be accessible by the Company.

The fair value of an asset or a liability is measured using the assumptions that market participants would use when pricing the asset or liability, assuming that market participants act in their economic best interest.

A fair value measurement of a non-financial asset takes into account a market participant's ability to generate economic benefits by using the asset in its highest and best use or by selling it to another market participant that would use the asset in its highest and best use.

Company uses valuation techniques that are appropriate in the circumstances and for which sufficient data are available to measure fair value, maximizing the use of relevant observable inputs and minimizing the use of unobservable inputs.

All assets and liabilities for which fair value is measured or disclosed in the financial results are categorized within the fair value hierarchy, described as follows, based on the lowest level input that is significant to the fair value measurement as a whole:

Level 1 — Quoted (unadjusted) market prices in active markets for identical assets or liabilities
Level 2 — Valuation techniques for which the lowest level input that is significant to the fair value measurement is directly or indirectly observable
Level 3 — Valuation techniques for which the lowest level input that is significant to the fair value measurement is Unobservable

For assets and liabilities that are recognized in the financial statements on a recurring basis, the Company determines whether transfers have occurred between levels in the hierarchy by re-assessing categorization (based on the lowest level input that is significant to the fair value measurement as a whole) at the end of each reporting period or each case.

For the purpose of fair value disclosures, the Company has determined classes of assets and liabilities on the basis of the nature, characteristics and risks of the asset or liability and the level of the fair value hierarchy as explained above.

j) Revenue from sale of products and services

Recognition

Sales (including scrap sales) are recognised when control of products is transferred to the buyer as per the terms of the contract and are accounted for net of returns and rebates. Control of goods refers to the ability to direct the use of and obtain substantially all of the remaining benefits from goods. Sales, as disclosed, are exclusive of goods and services tax.

To determine if it is acting as a principal or as an agent, the Company assesses whether it has exposure to the significant risks and rewards associated with the rendering of logistics services. Revenue from rendering of logistic services provided to its customer after the transfer of control of underlying goods is recognized on net basis i.e. after deducting the amount contractually payable to transporters out of the total consideration

received and is recognized once the facilitation of such service is done as the Company does not assume any performance obligation.

Income in respect of service contracts, which are generally in the nature of providing infrastructure and support services, are recognised in statement of profit and loss when such services are rendered. Customers are invoiced periodically (generally on monthly basis).

For each performance obligation identified, the Company determines at contract inception whether it satisfies the performance obligation over time or satisfies the performance obligation at a point in time. If the Company does not satisfy a performance obligation over time, the performance obligation is satisfied at a point in time. A receivable is recognised when the goods are delivered as this is the case of point in time recognition where consideration is unconditional because only the passage of time is required.

The Company recognises contract liabilities for consideration received in respect of unsatisfied performance obligations and reports these amounts as other liabilities in the balance sheet. Similarly, if the Company satisfies a performance obligation before it receives the consideration, the Company recognises either a contract asset or a receivable in its balance sheet, depending on whether something other than the passage of time is required before the consideration is due.

Measurement

The Company considers the terms of the contract and its customary business practices to determine the transaction price. The transaction price is the amount of consideration to which the Company expects to be entitled in exchange for transferring promised goods or services to a customer, excluding amounts collected on behalf of third parties (for example, indirect taxes). The consideration promised in a contract with a customer may include fixed consideration, variable consideration (if reversal is less likely in future), or both. The sale of goods is typically made under credit payment terms differing from customer to customer and ranges between 0-90 days. No element of financing is deemed present as the sales are largely made on advance payment terms or with credit term of not more than one year.

The transaction price is allocated by the Company to each performance obligation (or distinct good or service) in an amount that depicts the amount of consideration to which it expects to be entitled in exchange for transferring the promised goods or services to the customer.

Periodically, the Company enters into volume or other rebate programs where once a certain volume or other conditions are met, it refunds the customer some portion of the amounts previously billed or paid. For such arrangements, the Company only recognizes revenue for the amounts it ultimately expects to realize from the customer. The Company estimates the variable consideration for these programs using the most likely amount method or the expected value method, whichever approach best predicts the amount of the consideration based on the terms of the contract and available information and updates its estimates in each reporting period.

k) Financial instruments

Financial instruments are recognised when the Company becomes a party to the contractual provisions of the instrument and are measured initially at fair value adjusted for transaction costs, except for those carried at fair value through profit or loss which are measured initially at fair value.

If the Company determines that the fair value at initial recognition differs from the transaction price, the Company accounts for that instrument at that date as follows:

- at the measurement basis mentioned above if that fair value is evidenced by a quoted price in an active market for an identical asset or liability (i.e. a Level 1 input) or based on a valuation technique that uses only data from observable markets. The Company recognises the difference between the fair value at initial recognition and the transaction price as a gain or loss.
- in all other cases, at the measurement basis mentioned above, adjusted to defer the difference between the fair value at initial recognition and the transaction price. After initial recognition, the Company recognises that deferred difference as a gain or loss only to the extent that it arises from a change in a factor (including time) that market participants would take into account when pricing the asset or liability.

Subsequent measurement of financial assets and financial liabilities is described below.

Financial assets

Classification and subsequent measurement

For the purpose of subsequent measurement, financial assets are classified into the following categories upon initial recognition:

i. **Financial assets at amortised cost –** a financial instrument is measured at amortised cost if both the following conditions are met:
   - The asset is held within a business model whose objective is to hold assets for collecting contractual cash flows, and
   - Contractual terms of the asset give rise on specified dates to cash flows that are solely payments of principal and interest (SPPI) on the principal amount outstanding.

   After initial measurement, such financial assets are subsequently measured at amortised cost using the effective interest method. Effective interest rate (EIR) is the rate that exactly discounts estimated future cash receipts through the expected life of the financial asset to the net carrying amount of the financial assets. The future cash flows include all other transaction costs paid or received, premiums or discounts if any, etc.

ii. **Investments in equity instruments of subsidiaries and associates -** Investments in equity instruments of subsidiaries, joint ventures and associates are accounted for at cost in accordance with Ind AS 27 Separate Financial Statements. On disposal of these investments, the difference between net disposal proceeds and the carrying amount are recognised in the statement of profit and loss.

iii. **Financial assets at fair value**

- **Investments in equity instruments other than above –** All equity investments in scope of Ind AS 109 are measured at fair value. Equity instruments which are held for trading are generally classified as at fair value through profit and loss (FVTPL). For all other equity instruments, the Company decides to classify the same either as at fair value through other comprehensive income (FVOCI) or fair value through profit and loss (FVTPL). The Company makes such election on an instrument by instrument basis. The classification is made on initial recognition and is irrevocable.

  If the Company decides to classify an equity instrument as at FVOCI, then all fair value changes on the instrument, excluding dividends, are recognised in the other comprehensive income (OCI). There is no recycling of the amounts from OCI to profit or loss, even on sale of investment. However, the Company may transfer the cumulative gain or loss within equity. Dividends on such investments are recognised in profit or loss unless the dividend clearly represents a recovery of part of the cost of the investment.

  Equity instruments included within the FVTPL category are measured at fair value with all changes recognised in profit or loss.

- **Derivative assets -** All derivative assets are measured at fair value through profit and loss (FVTPL).

De-recognition of financial assets

A financial asset is primarily de-recognised when the rights to receive cash flows from the asset have expired or the Company has transferred its rights to receive cash flows from the asset.

Reclassification of financial assets

The Company determines classification of financial assets and liabilities on initial recognition. After initial recognition, no reclassification is made for financial assets which are equity instruments and financial liabilities. For financial assets which are debt instruments, a reclassification is made only if there is a change in the business model for managing those assets. Changes to the business model are expected to be infrequent. The Company's senior management determines change in the business model as a result of external or internal changes which are significant to the Company's operations. Such changes are evident to external parties. A change in the business model occurs when the Company either begins or ceases to perform an activity that is significant to its operations. If the Company reclassifies financial assets, it applies the reclassification prospectively from the reclassification date which is the first day of the immediately next reporting period following the change in business model. The Company does not restate any previously recognised gains, losses (including impairment gains or losses) or interest.

Financial liabilities

Subsequent measurement
After initial recognition, the financial liabilities, other than derivative liabilities, are subsequently measured at amortised cost using the effective interest method.

Amortised cost is calculated by considering any discount or premium on acquisition and fees or costs that are an integral part of the EIR. The effect of EIR amortisation is included as finance costs in the statement of profit and loss.

All derivative liabilities are measured at fair value through profit and loss (FVTPL).

De-recognition of financial liabilities

A financial liability is de-recognised when the obligation under the liability is discharged or cancelled or expires. When an existing financial liability is replaced by another from the same lender on substantially different terms, or the terms of an existing liability are substantially modified, such an exchange or modification is treated as the de-recognition of the original liability and the recognition of a new liability. The difference in the respective carrying amounts is recognised in the statement of profit or loss.

Offsetting of financial instruments

Financial assets and financial liabilities are offset and the net amount is reported in the balance sheet if there is a currently enforceable legal right to offset the recognised amounts and there is an intention to settle on a net basis, to realize the assets and settle the liabilities simultaneously.

l) Impairment of financial assets

All financial assets except for those at FVTPL are subject to review for impairment at each reporting date to identify whether there is any objective evidence that a financial asset or a group of financial assets is impaired. Different criteria to determine impairment are applied for each category of financial assets.

In accordance with Ind AS 109, the Company applies expected credit loss (ECL) model for measurement and recognition of impairment loss for financial assets carried at amortised cost.

ECL is the weighted average of difference between all contractual cash flows that are due to the Company in accordance with the contract and all the cash flows that the Company expects to receive, discounted at the original effective interest rate, with the respective risks of default occurring as the weights. When estimating the cash flows, the Company is required to consider –

- All contractual terms of the financial assets (including prepayment and extension) over the expected life of the assets.
- Cash flows from the sale of collateral held or other credit enhancements that are integral to the contractual terms.

Trade receivables

i. For debtors that are not past due – The Company applies approach required by Ind AS 109 'Financial Instruments', which requires lifetime expected credit losses to be recognised upon initial recognition of receivables. Lifetime ECL are the expected credit losses resulting from all possible default events over the expected life of a financial instrument.

   Life time expected credit losses are assessed and accounted based on company's historical counter party default rates and forecast of macro-economic factors, by dividing receivables that are not considered to be individually significant by reference to the business segment of the counter party and other shared credit risk characteristics to evaluate the expected credit loss. The expected credit loss estimate is then based on recent historical counter party default rates. The Company defines default as an event when the financial asset is past due for more than 365 days. This definition is based on management's expectation of the time period beyond which if a receivable is outstanding, it is an objective evidence of impairment.

ii. For debtors considered past due – any enhancement in the accrual done for expected credit loss on individually significant receivables is made to recognise any additional expected credit loss on amount recoverable. The Company writes off trade receivables when there is no objective evidence that such amounts would not be recovered. Financial assets that are written-off are still subject to enforcement activity by the Company.

Other financial assets

For recognition of impairment loss on other financial assets and risk exposure, the Company determines whether there has been a significant increase in the credit risk since initial recognition. If the credit risk has not increased significantly since initial recognition, the Company measures the loss allowance at an amount equal to 12 month expected credit losses, else at an amount equal to the lifetime expected credit losses.

When making this assessment, the Company uses the change in the risk of a default occurring over the expected life of the financial asset. To make that assessment, the Company compares the risk of a default occurring on the financial asset as at the balance sheet date with the risk of a default occurring on the financial asset as at the date of initial recognition and considers reasonable and supportable information, that is available without undue cost or effort, that is indicative of significant increases in credit risk since initial recognition. The Company assumes that the credit risk on a financial asset has not increased significantly since initial recognition if the financial asset is determined to have low credit risk at the balance sheet date.

m) Post- employment and other employee benefits

Defined contribution plans

A defined contribution plan is a plan under which the Company pays fixed contributions into an independent fund administered by the government, for example, contribution towards Employees' Provident Fund Scheme and Employees' State Insurance Scheme. The Company has no legal or constructive obligations to pay further contributions after its payment of the fixed contribution, which are recognised as an expense in the year that related employee services are received.

Defined benefit plans

The Company operates a defined benefit gratuity plan in India. The cost of providing benefits under the defined benefit plan is determined on the basis of actuarial valuation using the projected unit credit method. Gratuity fund is administered through Life Insurance Corporation of India.

Remeasurements, comprising of actuarial gains and losses, excluding amounts included in net interest on the net defined benefit liability are recognized immediately in the balance sheet with a corresponding debit or credit to retained earnings through OCI in the period in which they occur. Remeasurements are not reclassified to profit or loss in subsequent periods.

Other employee benefits

Long-term employee benefits: Compensated absences

Liability in respect of compensated absences becoming due or expected to be availed within one year from the balance sheet date is recognised on the basis of undiscounted value of estimated amount required to be paid or estimated value of benefit expected to be availed by the employees. Liability in respect of compensated absences becoming due or expected to be availed more than one year after the balance sheet date is estimated based on an actuarial valuation performed by an independent actuary using the projected unit credit method.

Actuarial gains and losses arising from past experience and changes in actuarial assumptions are charged to statement of profit and loss in the year in which such gains or losses are determined.

Other short-term benefits

Expense in respect of other short-term benefits is recognized on the basis of amount paid or payable for the period during which services are rendered by the employees.

n) Provisions, contingent assets and contingent liabilities

Provisions are recognized only when there is a present obligation, as a result of past events and when a reliable estimate of the amount of obligation can be made at the reporting date. These estimates are reviewed at each reporting date and adjusted to reflect the current best estimates.

If the effect of the time value of money is material, provisions are discounted to reflect its present value using a current pre-tax rate that reflects the current market assessments of the time value of money and the risks specific to the obligation. When provisions are discounted, the increase in the provision due to the passage of time is recognised as a finance cost.

Contingent liability is disclosed for:

- Possible obligations which will be confirmed only by future events not wholly within the control of the Company or
- Present obligations arising from past events where it is not probable that an outflow of resources will be required to settle the obligation or a reliable estimate of the amount of the obligation cannot be made.

Contingent assets are neither recognized nor disclosed except when realization of income is virtually certain, related asset is disclosed.

o) Earnings per share

Basic earnings per share is calculated by dividing the net profit or loss for the period attributable to equity shareholders (after deducting attributable taxes) by the weighted average number of equity shares outstanding during the period. The weighted average number of equity shares outstanding during the period is adjusted for events including a bonus issue.

For the purpose of calculating diluted earnings per share, the net profit or loss for the period attributable to equity shareholders and the weighted average number of shares outstanding during the period are adjusted for the effects of all dilutive potential equity shares.

Potential ordinary shares shall be treated as dilutive when, and only when, their conversion to ordinary shares would decrease earnings per share or increase loss per share from continuing operations.

p) Taxes

Current income tax

Current income tax assets and liabilities are measured at the amount expected to be recovered from or paid to the taxation authorities. The tax rates and tax laws used to compute the amount are those that are enacted

or substantively enacted, at the reporting date in the countries where the Company operates and generates taxable income.

Current income tax relating to items recognised outside profit or loss is recognised outside profit or loss (either in other comprehensive income or in equity). Current tax items are recognised in correlation to the underlying transaction either in OCI or directly in equity. Management periodically evaluates positions taken in the tax returns with respect to situations in which applicable tax regulations are subject to interpretation and establishes provisions where appropriate.

Deferred tax

Deferred tax is provided using the liability method on temporary differences between the tax bases of assets and liabilities and their carrying amounts for financial reporting purposes at the reporting date.

Deferred tax liabilities are recognised for all taxable temporary differences. Deferred tax assets are recognised for all deductible temporary differences and any unused tax losses. Deferred tax assets are recognised to the extent that it is probable that taxable profit will be available against which the deductible temporary differences, and the carry forward of unused tax credits and unused tax losses can be utilized. Deferred tax is measured based on the tax rates and the tax laws enacted or substantively enacted at the balance sheet date. The carrying amount of deferred tax assets are reviewed at each balance sheet date and derecognized to the extent it is no longer probable that sufficient future taxable profits will be available against which such deferred tax assets can be realized.

Deferred tax relating to items recognized outside profit or loss is recognized outside profit or loss (either in other comprehensive income or in equity). Deferred tax items are recognized in correlation to the underlying transaction either in OCI or directly in equity.

Deferred tax assets and deferred tax liabilities are offset if a legally enforceable right exists to set off current tax assets against current tax liabilities and the deferred taxes relate to the same taxable entity and the same taxation authority.

Minimum Alternate Tax ('MAT') credit is recognized as an asset only when and to the extent it is probable that the Company will pay normal income tax during the specified period. In the year in which MAT credit becomes eligible to be recognized as an asset, the said asset is created by way of a credit to the statement of profit and loss and shown as MAT credit entitlement. The Company reviews the same at each balance sheet date and writes down the carrying amount of MAT credit entitlement to the extent it is not probable that the Company will pay normal income tax during the specified period.

q) Government grants and subsidies

Government grants are recognised where there is reasonable assurance that the grant will be received and all attached conditions will be complied with.

When the grant or subsidy relates to revenue, it is recognised as income on a systematic basis in the statement of profit and loss over the periods necessary to match them with the related costs, which they are intended to compensate. Where the grant relates to an asset, it is recognised as deferred income and released to income in equal amounts over the expected useful life of the related asset.

r) Segment reporting

Operating segments are reported in a manner consistent with the internal reporting provided to the chief operating decision maker.

Identification of segments:
In accordance with Ind AS 108 – Operating Segment, the operating segments used to present segment information are identified based on information reviewed by the Company's management to allocate resources to the segments and assess their performance. An operating segment is a component of the Company that engages in business activities from which it earns revenues and incurs expenses, including revenues and expenses that relate to transactions with any of the Company's other components. Results of the operating segments are reviewed regularly by the management team which has been identified as the chief operating decision maker (CODM), to make decisions about resources to be allocated to the segment and assess its performance and for which discrete financial information is available.

Allocation of common costs:
Common allocable costs are allocated to each segment accordingly to the relative contribution of each segment to the total common costs.

Unallocated items:
Unallocated items include general corporate income and expense items which are not allocated to any business segment.

Segment accounting policies
The Company prepares its segment information in conformity with the accounting policies adopted for preparing and presenting the financial results of the Company as a whole.

s) Cash and cash equivalents

Cash and cash equivalents comprise cash in hand, demand deposits with banks/corporations and short-term highly liquid investments (original maturity less than 3 months) that are readily convertible into known amount of cash and are subject to an insignificant risk of change in value.

t) Exceptional items

On certain occasions, the size, type, or incidence of an item of income or expense, pertaining to the ordinary activities of the Company is such that its disclosure improves the understanding of the performance of the

Company. Such income or expense is classified as an exceptional item and accordingly, disclosed in the notes to the financial statements.

(iv) Significant management judgement in applying accounting policies and estimation uncertainty

The following are the critical judgments and the key estimates concerning the future that management has made in the process of applying the Company's accounting policies and that may have the most significant effect on the amounts recognized in the financial statements or that have a significant risk of causing a material adjustment to the carrying amounts of assets and liabilities within the next financial year.

Allowance for Expected credit losses – The allowance for doubtful debts reflects management's estimate of losses inherent in its credit portfolio. This allowance is based on Company's estimate of the losses to be incurred, which derives from past experience with similar receivables, current and historical past due amounts, dealer termination rates, write-offs and collections, the careful monitoring of portfolio credit quality and current and projected economic and market conditions. The Company has also considered estimates of possible effect from the pandemic relating to COVID-19. Should the present economic and financial situation persist or even worsen, there could be a further deterioration in the financial situation of the Company's debtors compared to that already taken into consideration in calculating the allowances recognised in the financial statements.

Recognition of deferred tax assets – The extent to which deferred tax assets can be recognized is based on an assessment of the probability of the future taxable income against which the deferred tax assets can be utilized.

Evaluation of indicators for impairment of assets – The evaluation of applicability of indicators of impairment of assets requires assessment of several external and internal factors which could result in deterioration of recoverable amount of the assets.

Provisions – At each balance sheet date basis the management judgment, changes in facts and legal aspects, the Company assesses the requirement of provisions against the outstanding contingent liabilities. However, the actual future outcome may be different from this judgement.

Useful lives of depreciable/ amortisable assets – Management reviews its estimate of the useful lives of depreciable/amortisable assets at each reporting date, based on the expected utility of the assets. Uncertainties in these estimates relate to technical and economic obsolescence that may change the utility of assets.

Defined benefit obligation (DBO) – Management's estimate of the DBO is based on a number of underlying assumptions such as standard rates of inflation, mortality, discount rate and anticipation of future salary increases. Variation in these assumptions may significantly impact the DBO amount and the annual defined benefit expenses.

Fair value measurements – Management applies valuation techniques to determine the fair value of financial instruments (where active market quotes are not available). This involves developing estimates and assumptions consistent with how market participants would price the instrument.

Contingent liabilities – The Company is the subject of legal proceedings and tax issues covering a range of matters, which are pending in various jurisdictions. Due to the uncertainty inherent in such matters, it is difficult to predict the final outcome of such matters. The cases and claims against the Company often raise difficult and complex factual and legal issues, which are subject to many uncertainties, including but not limited to the facts and circumstances of each particular case and claim, the jurisdiction and the differences in applicable law. In the normal course of business management consults with legal counsel and certain other experts on matters related to litigation and taxes. The Company accrues a liability when it is determined that an adverse outcome is probable and the amount of the loss can be reasonably estimated.

(v) Standards issued but not yet effective

Ministry of Corporate Affairs ("MCA") notifies new standard or amendments to the existing standards. There is no such notification which would have been applicable from 1 April 2020.

2 Property, plant and equipment

Particulars	Owned assets									Right-of-use assets#		Total
	Freehold land*	Buildings**	Plant and Machinery***	Railway siding	Electric installations	Vehicles	Furniture and Fixtures	Office equipment	Power line and Bay extension	Leasehold land	Plant and Machinery	
Gross carrying amount												
As at 01 April 2018	**238.01**	**1,076.55**	**4,979.42**	**113.82**	**121.18**	**8.22**	**3.22**	**2.81**	**9.19**	**439.98**	**-**	**6,992.40**
Additions	0.61	22.57	269.66	4.42	17.94	0.40	2.68	0.59	-	0.03	-	**318.90**
Disposal	-	-	(10.54)	-	-	(0.34)	-	-	-	-	-	**(10.88)**
As at 31 March 2019	**238.62**	**1,099.12**	**5,238.54**	**118.24**	**139.12**	**8.28**	**5.90**	**3.40**	**9.19**	**440.01**	**-**	**7,300.42**
Additions	0.05	5.79	154.38	-	1.61	1.66	0.53	0.78	-	-	-	**164.80**
Transition impact of Ind AS 116	-	-	-	-	-	-	-	-	-	5.65	76.00	**81.65**
Disposal	-	-	(43.62)	-	-	-	-	-		-	-	**(43.62)**
As at 31 March 2020	**238.67**	**1,104.91**	**5,349.30**	**118.24**	**140.73**	**9.94**	**6.43**	**4.18**	**9.19**	**445.66**	**76.00**	**7,503.25**
Accumulated depreciation												
As at 01 April 2018	**-**	**91.19**	**718.56**	**15.03**	**20.94**	**2.90**	**0.66**	**1.23**	**1.64**	**15.95**	**-**	**868.10**
Depreciation charge	-	31.34	273.34	7.45	7.41	1.08	0.43	0.30	0.55	5.36	-	**327.26**
Disposal	-	-	(8.15)	-	-	(0.16)	-	-	-	-	-	**(8.31)**
As at 31 March 2019	**-**	**122.53**	**983.75**	**22.48**	**28.35**	**3.82**	**1.09**	**1.53**	**2.19**	**21.31**	**-**	**1,187.05**

Particulars	Owned assets									Right-of-use assets#		Total
	Freehold land*	Buildings **	Plant and Machinery***	Railway siding	Electric installations	Vehicles	Furniture and Fixtures	Office equipment	Power line and Bay extension	Leasehold land	Plant and Machinery	
Depreciation charge	-	32.06	336.87	7.54	8.70	1.04	0.58	0.44	0.55	5.44	7.05	**400.27**
Disposal	-	-	(22.35)	-	-	-	-	-	-	-	-	**(22.35)**
As at 31 March 2020	**-**	**154.59**	**1,298.27**	**30.02**	**37.05**	**4.86**	**1.67**	**1.97**	**2.74**	**26.75**	**7.05**	**1,564.97**
Net carrying amount												
As at 31 March 2019	**238.62**	**976.59**	**4,254.79**	**95.76**	**110.77**	**4.46**	**4.81**	**1.87**	**7.00**	**418.70**	**-**	**6,113.37**
As at 31 March 2020	**238.67**	**950.32**	**4,051.03**	**88.22**	**103.68**	**5.08**	**4.76**	**2.21**	**6.45**	**418.91**	**68.95**	**5,938.28**

* Gross carrying amount includes ₹ 16.78 crores (previous year ₹ 16.78 crores) jointly owned with other body corporate with 50% share.
** Gross carrying amount includes ₹ 1.17 crores (previous year ₹ 1.17 crores) jointly owned with other body corporate with 50% share.
*** Additions include ₹ 17.40 crores (previous year ₹ 33.98 crores) on account of exchange difference on foreign currency loans.
# Refer note 41 for disclosure pertaining to leases.

(i) Contractual obligations
Refer note 34 for disclosures of contractual commitments for the acquisition of property, plant and equipment.

(ii) Property, plant and equipment pledged as security
Refer note 45 and 15 for information on property, plant and equipment pledged as security by the Company.

2A The Company has capital work-in-progress amounting to ₹ 9.13 crores as at 31 March 2020 (previous year: ₹ 20.14 crores)

3	**Intangible assets**			
	Particulars	**Computer software**	**Mine development expense (stripping cost)**	**Grand Total**
	Gross carrying amount			
	As at 01 April 2018	**48.61**	**14.38**	**62.99**
	Additions	-	-	**-**
	Disposals	-	-	**-**
	As at 31 March 2019	**48.61**	**14.38**	**62.99**
	Additions	10.30	-	10.30
	Disposals	-	-	-
	As at 31 March 2020	**58.91**	**14.38**	**73.29**
	Accumulated amortisation			
	As at 01 April 2018	**17.11**	**8.65**	**25.76**
	Amortisation charge	4.14	3.68	**7.82**
	Disposals	-	-	-
	As at 31 March 2019	**21.25**	**12.33**	**33.58**
	Amortisation charge	7.85	0.74	8.59
	Disposals	-	-	-
	As at 31 March 2020	**29.10**	**13.07**	**42.17**
	Net carrying amount			
	As at 31 March 2019	**27.36**	**2.05**	**29.41**
	As at 31 March 2020	**29.81**	**1.31**	**31.12**
3A	The Company has intangible assets under development amounting to ₹ 2.40 crores as at 31 March 2020 (previous year: ₹ 5.64 crores)			

4	Investments	As at 31 March 2020			As at 31 March 2019		
		Nos.	Face Value (₹)	Amount	Nos.	Face Value (₹)	Amount
I	**Non-current investments**						
A	**Investment in equity instruments**						
(i)	**Investment in subsidiaries carried at cost (unquoted)**						
	PT. Jindal Stainless Indonesia*	12,499,900	USD 1	54.68	12,499,900	USD 1	54.68
	JSL Group Holdings Pte. Limited	6,657,565	SGD 1	22.01	6,657,565	SGD 1	22.01
	Jindal Stainless FZE	6	AED 1000000	7.24	6	AED 1000000	7.24
	Iberjindal S.L.	650,000	EURO 1	4.26	650,000	EURO 1	4.26
	Jindal Stainless Park Limited	50,000	10	0.05	50,000	10	0.05
				88.24			**88.24**
(ii)	**Investment in associate companies carried at cost (unquoted)**						
	Jindal Stainless Corporate Management Services Private Limited	5,000	10	0.01	5,000	10	0.01
	Jindal United Steel Limited #	99,098,577	10	99.10	58,166,145	10	58.17
	Jindal Coke Limited	8,432,372	10	8.44	8,432,372	10	8.44
				107.55			**66.62**
(iii)	**Investment in 10 % Non-cumulative non-convertible redeemable preference shares (equity portion) of associate companies carried at cost (unquoted)****						
	Jindal United Steel Limited #			75.88			75.88
	Jindal Coke Limited			79.31			79.31
				155.19			**155.19**
(iv)	**Investment in other companies-carried at fair value through other comprehensive income (unquoted)**						
	MJSJ Coal Limited	8,559,000	10	8.47	8,559,000	10	8.47
	Jindal Synfuels Limited	100,000	10	0.10	100,000	10	0.10
	Arian Resources Corporation	111,102		0.01	111,102		0.01
				8.58			**8.58**
	Total (A)			**359.56**			**318.63**

	Investments	As at 31 March 2020			As at 31 March 2019		
		Nos.	Face Value (₹)	Amount	Nos.	Face Value (₹)	Amount
B	**Investment in preference shares of associate companies**						
(i)	**0.01 % Non-cumulative compulsorily convertible preference shares carried at cost**						
	Jindal Coke Limited	17,617,568	10	17.62	17,617,568	10	17.62
	Jindal United Steel Limited #	75,951,363	10	75.95	116,883,795	10	116.88
				93.57			**134.50**
(ii)	**10 % Non-Cumulative non-convertible redeemable preference shares carried at amortised cost****						
	Jindal Coke Limited	91,647,073	10	17.06	91,647,073	10	15.81
	Jindal United Steel Limited #	87,673,311	10	16.74	87,673,311	10	15.12
				33.80			**30.93**
	Total (B)			**127.37**			**165.43**
C	**Investment in government securities carried at amortised cost**						
	8.57% Andhra Pradesh SDL 2020			-	220,000	100	2.31
	Total (C)			**-**			**2.31**
	Total (A+B+C)			**486.93**			**486.37**
II	**Current investments**						
A	**Investment in equity instruments - carried at fair value through profit or loss (quoted)**						
	Hotel Leela Ventures Limited	90,000	2	0.03	90,000	2	0.10
	Central Bank of India	7,247	10	0.01	7,247	10	0.02
	Adani Ports and Special Economic Zone Limited	7,355	2	0.18	7,355	2	0.28
	Total (A)			**0.22**			**0.40**
B	**Investment in government securities carried at amortised cost**						
	8.57% Andhra Pradesh SDL 2020	220,000	100	2.31			-
	Total (B)			**2.31**			**-**
	Total (A+B)			**2.53**			**0.40**

	Investments	As at 31 March 2020			As at 31 March 2019		
		Nos.	Face Value (₹)	Amount	Nos.	Face Value (₹)	Amount
	Aggregate amount of unquoted investments			**489.24**			**486.37**
	Aggregate amount and market value of quoted investments			**0.22**			**0.40**
	* Undertaking for non disposal of investment by way of letter of comfort given to banks against credit facilities/financial assistance availed by subsidiary.						
	** In terms of Composite Scheme of Arrangement (Refer note 32), Jindal Coke Limited and Jindal United Steel Limited issued 10% non cumulative non convertible redeemable preference shares to the Company. The difference between the fair value of such preference shares upon initial recognition and the amount of settlement as per the said scheme, has been accounted as deemed equity contribution and has been classified as investment in equity instrument.						
	# The management of the Company compared the carrying amount of its investment in its associate company, Jindal United Stainless Limited ('JUSL') and subsidiary company, PT. Jindal Stainless Indonesia ('PTJSI') as at 31 March 2020, with the carrying amounts of net assets of JUSL and PTJSI. The management observed the existence of certain indicators of impairment and accordingly appointed an independent valuation specialist to assess the recoverable amount of the investments by comparing the value in use and carrying amount of the investments as on the reporting date. The independent valuation specialist concluded that there is no impairment in the carrying amount of investments.						

5	Loans	Non-current		Current	
		As at 31 March 2020	As at 31 March 2019	As at 31 March 2020	As at 31 March 2019
	Loans receivables considered good - Unsecured				
	Security deposits	24.19	25.23	3.16	6.02
	Loan to related party	85.89	17.29	8.11	6.45
	Total	**110.08**	**42.52**	**11.27**	**12.47**

Refer note 46 for disclosure of fair values in respect of financial assets measured at amortised cost and assessment of expected credit losses.

6	Other financial assets	Non-current		Current	
		As at 31 March 2020	As at 31 March 2019	As at 31 March 2020	As at 31 March 2019
	Receivables from related party	-	-	-	73.48
	Derivative asset (foreign exchange forward contracts)	-	-	30.83	32.97
	Bank deposits with remaining maturity of more than 12 months*	2.24	0.43	-	-
	Export benefit receivables	-	-	26.03	21.04
	Other receivables	-	-	19.62	4.32
	Total	**2.24**	**0.43**	**76.48**	**131.81**

* ₹ 2.24 crores (previous year: ₹ 0.43 crores) is under lien with banks.
Refer note 46 for disclosure of fair values in respect of financial assets measured at amortised cost and assessment of expected credit losses.

7	Other assets	Non-current		Current	
		As at 31 March 2020	As at 31 March 2019	As at 31 March 2020	As at 31 March 2019
	Capital advances	18.90	18.45	-	-
	Prepaid expenses	7.98	9.56	12.38	10.15
	Advances to vendors	-	-	98.79	104.05
	Balances with statutory authorities	23.81	-	93.65	110.54
	Other assets	-	-	2.38	1.17
	Total	**50.69**	**28.01**	**207.20**	**225.91**

8	Inventories	As at 31 March 2020	As at 31 March 2019
	Raw materials [Including goods-in-transit ₹ 401.61 crores (previous year ₹ 286.91 crores)]	728.00	514.33
	Work in progress	766.26	816.24
	Finished goods [Including goods-in-transit ₹ 50.05 crores (previous year ₹ 38.05 crores)]	593.53	467.05
	Stock-in-trade [Including goods-in-transit ₹ Nil (previous year ₹ 6.09 crores)]	5.36	11.81
	Store and spares [Including goods-in-transit ₹ 18.37 crores (previous year ₹ 16.93 crores)]	237.26	234.73
	Total	**2,330.41**	**2,044.16**

Refer note 45 and 15 for information on inventories pledged as security by the Company.

9	Trade receivables	As at 31 March 2020	As at 31 March 2019
	Trade receivables considered good - Unsecured	779.41	842.52
	Trade receivables - credit impaired	9.25	10.64
	Total	**788.66**	**853.16**
	Less : Provision for impairment	(9.25)	(10.64)
	Total	**779.41**	**842.52**

Refer note 46(C.1)(b)(ii) for details of expected credit loss for trade receivables under simplified approach
Refer note 46 for disclosure of fair values in respect of financial assets measured at amortised cost and assessment of expected credit losses.
Refer note 45 and 15 for information on trade receivables pledged as security by the Company.

10	Cash and cash equivalents	As at 31 March 2020	As at 31 March 2019
	Balances with banks	2.91	0.69
	Balances with banks in foreign currency	0.02	0.04
	Bank deposits with original maturity of less than three months*	5.52	4.30
	Cheques on hand	7.40	0.81
	Cash on hand	0.08	0.05
	Total	**15.93**	**5.89**

* The Company has also created bank deposit of ₹ 0.80 crores (previous year ₹ Nil) for Debenture Redemption Reserve.
Refer note 46 for disclosure of fair values in respect of financial assets measured at amortised cost and assessment of expected credit losses.
Refer note 45 for information on Cash and cash equivalents pledged as security by the Company.

11	Bank balances other than cash and cash equivalents	As at 31 March 2020	As at 31 March 2019
	Bank deposits with original maturity of more than three month but residual maturity of less than twelve months*	28.45	8.19
	Total	**28.45**	**8.19**

* ₹ 22.05 crores (previous year ₹ 2.10 crores) is under lien with banks. The Company has also created bank deposit of ₹ 6.40 crores (previous year ₹ 6.03 crores) for Debenture Redemption Reserve.
Refer note 46 for disclosure of fair values in respect of financial assets measured at amortised cost and assessment of expected credit losses.

12	Income tax assets (net)	Non-current		Current	
		As at 31 March 2020	As at 31 March 2019	As at 31 March 2020	As at 31 March 2019
	Prepaid taxes [Net of provision for tax]	25.41	2.93	-	21.25
	Total	**25.41**	**2.93**	**-**	**21.25**

13	Equity share capital	As at 31 March 2020	As at 31 March 2019
	Authorised		
	605,000,000 (previous year 605,000,000) Equity Shares of ₹ 2 each	121.00	121.00
	170,000,000 (previous year 170,000,000) Preference Shares of ₹ 2 each	34.00	34.00
		155.00	**155.00**
	Issued, Subscribed and Paid up		
	487,234,600 (previous year 479,221,660) Equity Shares of ₹ 2 each fully paid up	97.45	95.84
		97.45	**95.84**

A	Reconciliation of the number of equity shares outstanding at the beginning and at the end of the reporting year	As at 31 March 2020	As at 31 March 2019
		No. of Shares	No. of Shares
	Shares outstanding at the beginning of the year	479,221,660	479,221,660
	Shares issued during the year		
	Allotment of equity shares on preferential basis (refer note (i) below)	8,012,940	-
	Shares outstanding at the end of the year	**487,234,600**	**479,221,660**
(i)	During the year ended 31 March 2020, the Company allotted 8,012,940 equity shares having face value of ₹ 2 each ("Equity Shares") to a promoter group entity (JSL Limited) on preferential basis at a price of ₹ 35.65 (including premium of ₹ 33.65) per share, aggregating to ₹ 28.57 crores.		
(ii)	As on 31 March 2020, 8,802,167 GDSs (previous year 8,802,167 GDSs) with 17,604,334 underlying equity shares (previous year 17,604,334 equity shares) were outstanding. Each GDS represents 2 underlying equity shares of the Company.		

B	**Terms/Rights attached to equity shares**
	The Company has only one class of equity shares having a face value of ₹ 2 per share. Each shareholder is eligible for one vote per equity share held [other than the shares represented by Regulation S Global Depository Shares (the "GDSs") issued by the Company whose voting rights are subject to certain conditions and procedure as prescribed under the Regulation S Deposit Agreement]. The Company declares and pays dividends in Indian rupees. The dividend proposed, if any, by the Board of Directors is subject to the approval of the shareholders in the ensuing Annual General Meeting and also has equal right in distribution of Profit/Surplus in proportions to the number of equity shares held by the shareholders.

C	**Equity shares in the Company held by each shareholder holding more than 5% equity shares are as under**				
	Name of the shareholder	**As at 31 March 2020**		**As at 31 March 2019**	
		No. of Equity Shares	**% holding**	**No. of Equity Shares**	**% holding**
	JSL Overseas Holding Limited	70,995,424	14.57	70,995,424	14.81
	Jindal Stainless (Hisar) Limited	168,284,309	34.54	168,284,309	35.12

D	**During the five years immediately preceding 31 March 2020, in the year ended 31 March 2017, the Company issued 168,284,309 equity shares to Jindal stainless (Hisar) Limited in terms of the composite scheme of arrangement referred to in note 32. In the aforementioned period of five years, the Company has neither allotted any bonus shares nor have any shares been bought back.**

E	**Optionally convertible redeemable preference shares**
	During the year ended 31 March 2018, the Company had allotted 142,830,637 0.01% Optionally Convertible Redeemable Preference Shares having face value of ₹ 2 each ("OCRPS") to the lenders of the Company upon conversion of the Funded Interest Term Loan I and the Funded Interest Term Loan II at a price of ₹ 39.10 (including premium of ₹ 37.10) per OCRPS aggregating to ₹ 558.47 crores, on the terms as approved by the Board of Directors of the Company (Refer note 15 and 38).
	During the year ended 31 March 2020, the Company has redeemed the aforementioned OCRPS issued to the lenders at a price of ₹ 39.10/- per share (including premium of ₹ 37.10/- per share) aggregating to ₹ 558.47 crores.

14	**Other equity**

A	**Amalgamation Reserve**		
	This reserve was created in accordance with an approved scheme of amalgamation between Jindal Stainless Limited, Austenitic Creations Pvt Limited and J-Inox Creations Pvt Limited with effect from 1 April 2003.		
	Particulars	**Year ended 31 March 2020**	**Year ended 31 March 2019**
	Balance at the beginning of the year	1.22	1.22
	Balance at the end of the year	**1.22**	**1.22**

B	**Foreign currency monetary items translation difference account**		
	This reserve represents unamortised foreign exchange differences arising on translation of long-term foreign currency monetary items.		
	Particulars	**Year ended 31 March 2020**	**Year ended 31 March 2019**
	Balance at the beginning of the year	(15.75)	-
	Add: Accumulated during the year	(12.15)	(25.09)
	Less: Amortised during the year	14.51	9.34
	Balance at the end of the year	**(13.39)**	**(15.75)**

C	**Debenture redemption reserve**		
	As at 31 March 2020, the Company has earmarked a portion of its distributable profits for redemption of its outstanding debentures. Till 31 March 2019, such reserve was carried in terms of the requirements of the Companies Act, 2013.		
	Particulars	**Year ended 31 March 2020**	**Year ended 31 March 2019**
	Balance at the beginning of the year	32.07	51.69
	Less : Transferred during the year to retained earnings	7.65	19.62
	Balance at the end of the year	**24.42**	**32.07**

D	**Securities premium**		
	Represents the amount received in excess of par value of securities.		
	Particulars	**Year ended 31 March 2020**	**Year ended 31 March 2019**
	Balance at the beginning of the year	1,053.91	1,053.91
	Add : Securities premium received on issue of equity shares on preferential basis	26.97	-
	Balance at the end of the year	**1,080.88**	**1,053.91**

E	**Capital Redemption Reserve**		
	Capital redemption reserve represents reserves created as per provisions of section 80 of Companies Act, 1956 on redemption of 10.5% Redeemable Cumulative Non Convertible Preference Shares in the financial year 2003-04.		
	Particulars	**Year ended 31 March 2020**	**Year ended 31 March 2019**
	Balance at the beginning of the year	20.00	20.00
	Balance at the end of the year	**20.00**	**20.00**

F	**Retained earnings**		
	Represents the undistributed surplus of the Company.		
	Particulars	**Year ended 31 March 2020**	**Year ended 31 March 2019**
	Balance at the beginning of the year	1,287.22	1,128.96
	Add : Profit for the year	152.88	139.04
	Add : Re-measurements of defined employee benefit plans (net of tax)	(1.01)	(0.40)
	Add : Transfer from debenture redemption reserve	7.65	19.62
	Balance at the end of the year	**1,446.74**	**1,287.22**

15	Borrowings	Non-current		Current	
		As at 31 March 2020	As at 31 March 2019	As at 31 March 2020	As at 31 March 2019
I	**Secured**				
A	**Debentures**				
(i)	Redeemable non-convertible debentures	452.08	97.68	45.60	30.60
		452.08	**97.68**	**45.60**	**30.60**
B	**Term loans**				
(i)	**From banks**				
	Rupee term loans	1,297.80	1,053.54	170.42	133.62
	Foreign currency loans	-	252.87	276.34	252.87
(ii)	**From others (Non banking financial companies)**				
	Rupee term loans	58.32	137.05	39.98	65.05
		1,356.12	**1,443.46**	**486.74**	**451.54**
C	**Funded interest term loans**				
	From others	7.37	16.63	9.26	9.90
		7.37	**16.63**	**9.26**	**9.90**
	Total	**1,815.57**	**1,557.77**	**541.60**	**492.04**
II	**Unsecured**				
A	0.01% Optionally Convertible Redeemable Preference Shares [Refer note 38]	-	694.92	-	-
B	Inter corporate deposits from related party	900.00	900.00	-	-
	Total	**900.00**	**1,594.92**	**-**	**-**
	Less : Amount disclosed under the head Other financial liabilities - current (Refer note 16)	-	-	541.60	492.04
	Total	**2,715.57**	**3,152.69**	**-**	**-**

Refer note 46 for disclosure of fair values in respect of financial liabilities measured at amortised cost and analysis of their maturity profile.

III	**Reconciliation of liabilities arising from financing activities**				
	The changes in the Company's liabilities arising from financing activities can be classified as follows:				
	Particulars	**Year ended 31 March 2020**		**Year ended 31 March 2019**	
		Long-term borrowings	**Short-term borrowings (Refer note 20)***	**Long-term borrowings**	**Short-term borrowings (Refer note 20)***
	Opening balance	3,644.73	472.97	3,963.30	765.54
	Cash flows				
	Repayment	(1,212.87)	(79.10)	(471.25)	(288.74)
	Proceeds	800.00	-	-	-
	Non cash:				
	Foreign exchange (gain)/loss on foreign currency loans	21.61	3.70	59.07	(3.83)
	Interest accrued on 0.01% Optionally convertible redeemable preference shares [Refer note 38]	-	-	88.42	-
	Amortisation of transaction costs in respect of financial liabilities carried at amortised cost	3.70	-	5.19	-
	Closing balance	**3,257.17**	**397.56**	**3,644.73**	**472.97**
	* Movement in short term borrowings is presented on net basis				

	Particulars	As at 31 March 2020	As at 31 March 2019
IV	**Secured borrowings**		
A	**Debentures**		
(i)	Redeemable Non-Convertible Debentures **Redeemable in quarterly instalments of:** - ₹ 13.30 to ₹ 13.40 crores during 2022-23 (three instalments, first instalment falling due on 31 July 2022) - ₹ 15.00 crores each during 2023-24 (four instalments) - ₹ 20.00 crores each during 2024-25 (four instalments) - ₹ 25.00 crores each during 2025-26 (four instalments) - ₹ 30.00 crores each during 2026-27 (four instalments, last instalment falling due on 31 January 2027) **Secured by:** **-** first pari-passu charge by way of mortgage of Company's immovable properties and hypothecation of movable fixed assets both present and future - second pari-passu charge by way of hypothecation and/ or pledge of current assets namely finished goods, raw materials, work-in - progress, consumable stores and spares, book debts and bills receivable, both present and future. Also, refer note V	400.00	-
(ii)	Redeemable Non-Convertible Debentures **Redeemable in quarterly instalments of:** - ₹ 11.40 crores each during 2020-21 (four instalments, next instalment falling due on 01 April 2020) - ₹ 10.42 crores each during 2021-22 (five instalments, last instalment falling due on 31 March 2022) **Secured by:** **-** first pari-passu charge by way of mortgage of Company's immovable properties and hypothecation of movable fixed assets both present and future - second pari-passu charge by way of hypothecation and/or pledge of current assets namely finished goods, raw materials, work-in- progress, consumable stores and spares, book debts and bills receivable, both present and future. Also, refer note V	97.68	128.28
	Total - Debentures	**497.68**	**128.28**

	Particulars	As at 31 March 2020	As at 31 March 2019
B	**Term loans**		
(i)	Rupee term loan **Repayable in quarterly instalments of:** - ranging from ₹ 9.58 crores to ₹ 14.37 crores each during 2020-21 (four instalments) - thereafter ranging from ₹ 14.37 crores to ₹ 44.54 crores each during 2021-22 to 2027-28 **Secured by:** - first pari-passu charge by way of mortgage of Company's immovable properties and hypothecation of moveable fixed assets both present and future and - second pari-passu charge by way of hypothecation and/or pledge of current assets namely finished goods, raw materials, work-in- progress, consumable stores and spares, book debts and bills receivable, both present and future. Also, refer note V	851.50	879.99
(ii)	Rupee term loan **Redeemable in quarterly instalments of:** - ₹ 10.00 crores during 2021-22 (two instalments) - Ranging from ₹ 10.00 crores to ₹ 20.00 crores each during 2022-23 (four instalments) - ₹ 20.00 crores each during 2023-24 (four instalments) - Ranging from ₹ 18.00 crores to ₹ 20.00 crores each during 2024-25 (four instalments) - Ranging from ₹ 17.00 crores to ₹ 18.00 crores each during 2025-26 (four instalments) - Ranging from ₹ 17.00 crores to ₹ 30.00 crores each during 2026-27 (four instalments) **Secured by:** - first pari-passu charge by way of mortgage of Company's immovable propertiesand hypothecation of movable fixed assets both present & future - second pari-passu charge by way of hypothecation and/or pledge of current assets namely finished goods, raw materials, work-in - progress, consumable stores and spares, book debts and bills receivable, both present and future. Also, refer note V	400.00	-

	Particulars	As at 31 March 2020	As at 31 March 2019
(iii)	Rupee term loan **Repayable in quarterly instalments of:** - ₹ 2.67 crores each during 2020-21 (three instalments) - ₹ 2.44 crores to ₹ 2.67 crores during 2021-22 (five instalments) - ₹ 2.34 crores during 2022-23 (last instalment) **Secured by:** - first pari-passu charge by way of mortgage of Company's immovable properties and hypothecation of moveable fixed assets both present and future and - second pari-passu charge by way of hypothecation and/or pledge of current assets namely finished goods, raw materials, work-in- progress, consumable stores and spares, book debts and bills receivable, both present and future. Also, refer note V	22.76	34.60
(iv)	Rupee term loan **Repayable in quarterly instalments of:** - ₹ 3.81 crores each during 2020-21 (three instalments) - ranging from ₹ 2.48 Crores to ₹ 3.81 crores each during 2021-22 (five instalments) - ₹ 1.56 crores during 2022-23 (last instalment) **Secured by:** - first pari-passu charge by way of mortgage of Company's immovable properties and hypothecation of moveable fixed assets both present and future and - second pari-passu charge by way of hypothecation and/or pledge of current assets namely finished goods, raw materials, work-in- progress, consumable stores and spares, book debts and bills receivable, both present and future. Also, refer note V	28.00	36.91

	Particulars	As at 31 March 2020	As at 31 March 2019
(v)	Rupee term loan **Repayable in quarterly instalments of** - ₹ 18.75 crores each during 2020-21 (four instalments) - ₹ 18.75 crores each during 2021-22 (four instalments) - ₹ 18.75 crores each during 2022-23 (one instalment) **Secured by:** - first pari-passu charge by way of mortgage of Company's immovable properties and hypothecation of moveable fixed assets both present and future. Also, refer note V(a)	168.99	225.30
(vi)	Rupee term loan **Repayable in quarterly instalments of** - ₹ 1.1 crores each during 2020-21 (three instalments) - ranging from ₹ 1.01 to ₹ 1.10 crores each during 2021-22 (Five instalments) - ₹ 1.01 Crores during 2022-23 (Last Instalment) **Secured by:** - second pari-passu charge by way of mortgage of Company's immovable properties and hypothecation of moveable fixed assets both present and future and hypothecation and/or pledge of current assets namely finished goods, raw materials, work-in-progress, consumable stores and spares, book debts and bills receivable, both present and future. Also, refer note V	9.43	13.32
(vii)	Rupee term loan **Repayable in monthly instalments of** - ranging from ₹ 5.00 crores to ₹ 6.67 crores during 2020-21 to 2021-22 **Secured by:** - first pari-passu charge by way of mortgage of Company's immovable properties and hypothecation of moveable fixed assets both present and future. Also, refer note V(a)	98.30	203.36

	Particulars	As at 31 March 2020	As at 31 March 2019
(viii)	Foreign currency loan Repayable entirely during 2020-21 **Secured by:** **-** first pari-passu charge by way of mortgage of Company's immovable properties and hypothecation of moveable fixed assets both present and future and - second pari-passu charge by way of hypothecation and/or pledge of current assets namely finished goods, raw materials, work-in- progress, consumable stores and spares, book debts and bills receivable, both present and future. Also, refer note V(c)	276.34	505.73
	Total	**1,855.32**	**1,899.21**
	Less: Unamortised portion of upfront fees and transaction costs	12.46	4.21
	Total - Rupee term loans	**1,842.86**	**1,895.00**
C	**Funded interest term loans**		
(i)	Funded interest term loans **Repayable in quarterly instalments of** - ₹ 1.62 crores each during 2020-21 (four instalments) - ₹ 1.47 crores each during 2021-22 (five Instalments) **Secured by:** - first pari-passu charge by way of mortgage of Company's immovable properties and hypothecation of moveable fixed assets both present and future and - second pari-passu charge by way of hypothecation and/or pledge of current assets namely finished goods, raw materials, work-in-progress, consumable stores and spares, book debts and bills receivable, both present and future. Also, refer note V	13.86	18.21

	Particulars	As at 31 March 2020	As at 31 March 2019
(ii)	Funded interest term loans **Repayable in quarterly instalments of** **-** ₹ 1.39 crores each from 30 April 2020 till 31 July 2020 (two installments) **Secured by:** - first pari-passu charge by way of mortgage of Company's immovable properties and hypothecation of moveable fixed assets both present and future and - second pari-passu charge by way of hypothecation and/or pledge of current assets namely finished goods, raw materials, work-in- progress, consumable stores and spares, book debts and bills receivable, both present and future. Also, refer note V	2.77	8.32
	Total - Funded interest term loans	**16.63**	**26.53**
	Total - Secured	**2,357.17**	**2,049.81**
D	0.01% Optionally Convertible Redeemable Preference Shares Refer note 38 for details	-	694.92
E	Inter corporate deposits from related party **Repayable in** one or more instalments by 31 March 2023 or such other terms as may be mutually agreed between the Company and Jindal Stainless (Hisar) Limited.	900.00	900.00
	Total - Unsecured	**900.00**	**1,594.92**

The above term loans (including redeemable non-convertible debentures, rupee term loans and funded interest term loans) bear a floating rate of interest linked with SBI Base Rate / MCLR of respective banks plus applicable spread ranging from 135 bps to 465 bps.

Foreign currency loan facilities carry rate of interest, equivalent to applicable LIBOR plus spread of 395 bps.

The inter corporate deposit from the related party is also a variable rate facility which is subject to changes as notified by lender from time to time in accordance with prevailing market interest rates. As at 31 March 2020, the aforementioned deposits carry rate of interest of 10%.

V	Certain credit facilities / loans are also secured by the following as well as also cross referred in IV(A,B and C) respectively:
a.	Unconditional and irrevocable personal guarantee of CMD Mr. Ratan Jindal;
b.	Unconditional and irrevocable corporate guarantee of promoter group companies in proportion to the number and to the extent of equity shares pledged by each promoter group company;
c.	Unconditional and irrevocable corporate guarantee of Jindal Stainless (Hisar) Limited.
d.	Pari-passu pledge of 183,832,727 equity shares held in the Company by promoters.
e.	Pledge over shares of the entities as listed below: • PT. Jindal Stainless Indonesia • JSL Stainless FZE • JSL Group Holdings Pte. Limited • Iberjindal S.L. • Jindal Coke Limited • Jindal United Steel Limited

16	**Other financial liabilities**	**Non-current**		**Current**	
		As at 31 March 2020	**As at 31 March 2019**	**As at 31 March 2020**	**As at 31 March 2019**
	Current maturities of long term borrowings	-	-	541.60	492.04
	Interest accrued	-	-	182.11	98.36
	Capital creditors *	-	-	19.97	46.67
	Security deposits	29.12	26.01	13.47	13.00
	Unpaid matured deposits and interest accrued thereon	-	-	0.20	0.23
	Derivative liability	-	-	61.79	16.59
	Lease liability	73.28	-	4.36	-
	Other outstanding financial liabilities	-	-	215.10	237.12
	Total	**102.40**	**26.01**	**1,038.60**	**904.01**

* Includes amounts due to micro, small and medium enterprises amounting to ₹ Nil (previous year ₹ 0.98 crores). Refer note 21(A)

Refer note 46 for disclosure of fair values in respect of financial liabilities measured at amortised cost and analysis of their maturity profiles.

17	Provisions	Non-current		Current	
		As at 31 March 2020	As at 31 March 2019	As at 31 March 2020	As at 31 March 2019
	Provision for employee benefits	9.59	5.98	0.65	0.62
	Total	**9.59**	**5.98**	**0.65**	**0.62**

18	Deferred tax liabilities (net)	As at 31 March 2020	As at 31 March 2019
A	**Deferred tax liability arising on account of**		
	Property, plant and equipment and Intangible assets	1,240.21	1,220.11
	Financial assets and financial liabilities measured at amortised cost	11.49	3.95
	Total deferred tax liability	**1,251.70**	**1,224.06**
B	**Deferred tax assets arising on account of**		
	Expenses deductible on payment	32.72	287.01
	Allowance for expected credit losses	26.65	24.82
	Lease liability	27.13	-
	Brought forward loss/Unabsorbed depreciation	869.68	708.19
	MAT credit entitlement	77.65	77.65
	Total deferred tax assets	**1,033.83**	**1,097.67**
	Net deferred tax liability	**217.87**	**126.39**

19	Other liabilities	Non-current		Current	
		As at 31 March 2020	As at 31 March 2019	As at 31 March 2020	As at 31 March 2019
	Advance from customers	-	-	125.78	111.92
	Deferred revenue	258.86	271.53	12.63	12.63
	Other outstanding liabilities*	65.19	65.19	73.37	76.84
	Total	**324.05**	**336.72**	**211.78**	**201.39**
	*Includes statutory dues				

20	**Borrowings (Current)**	**As at 31 March 2020**	**As at 31 March 2019**
	Working capital facilities from banks	397.56	472.97
	Total	**397.56**	**472.97**

Working capital facilities are secured by first parri-passu charge by way of hypothecation and/or pledge of current assets namely finished goods, raw material, work in progress, consumable stores and spares, book debts, bill receivable both present & future and second parri-passu charge by way of mortgage and/or hypothecation in respect of other movable and immovable properties both present & future of the Company.

Working capital facility from bank includes cash credit facility and working capital demand loan amounting to ₹ 397.44 crores (previous year ₹ 468.96 crores) also secured by additional securities asmentioned in note 15(V).

Refer note 46 for disclosure of fair values in respect of financial liabilities measured at amortised cost and analysis of their maturity profiles.

21	**Trade payables**	**As at 31 March 2020**	**As at 31 March 2019**
	Total outstanding dues of micro and small enterprises (refer note A below)	87.28	77.44
	Total outstanding dues of creditors other than micro and small enterprises	2,345.29	2,242.69
	Total	**2,432.57**	**2,320.13**

A	On the basis of confirmation obtained from suppliers who have registered themselves under the Micro, Small and Medium Enterprise Development Act, 2006 (MSMED Act, 2006) and based on the information available with the Company, dues disclosed as per the Micro, Small and Medium Enterprise Development Act, 2006 at the year end are below:		
	Particulars	**31 March 2020**	**31 March 2019**
(i)	The principal amount and the interest due thereon remaining unpaid to any supplier as at the end of each accounting year		
	Principal amount due	87.26	78.38
	Interest amount due	0.02	0.04
(ii)	The amount of interest paid by the buyer in terms of section 16, along with the amounts of the payment made to the supplier beyond the appointed day during each accounting year	-	-

	Particulars	31 March 2020	31 March 2019
(iii)	The amount of interest due and payable for the period of delay in making payment (which have been paid but beyond the appointed day during the year) but without adding the interest specified under the Act	-	-
(iv)	The amount of interest accrued and remaining unpaid at the end of each accounting year	0.02	0.04
(v)	The amount of further interest remaining due and payable even in the succeeding years, until such date when the interest dues as above are actually paid to the small enterprise, for the purpose of disallowance as a deductible expenditure under section 23.	-	-

22	Revenue from operations	Year ended 31 March 2020	Year ended 31 March 2019
	Sale of products		
	Manufactured goods	11,301.04	11,385.68
	Trading goods	509.72	771.24
		11,810.76	**12,156.92**
	Sale of services		
	Job charges received	242.25	207.03
	Business support services	77.30	66.19
		319.55	**273.22**
	Other operating revenue		
	Export benefits	98.72	88.51
	Sale of gases	10.63	2.57
	Liabilities no longer required/excess provision written back	63.67	20.74
	Others	16.78	43.05
		189.80	**154.87**
	Total	**12,320.11**	**12,585.01**

23	**Other income**	**Year ended 31 March 2020**	**Year ended 31 March 2019**
	Interest income on:		
	Investments	2.88	3.08
	Fixed deposits and other receivables	5.46	2.72
	Trade receivables	9.89	7.94
	Income tax refund	3.44	0.94
	Financial assets measured at amortised cost	1.21	1.10
	Gain on disposal of investments (net)	-	0.64
	Insurance claim received	5.98	5.51
	Others	8.12	5.65
	Total	**36.98**	**27.58**

24	**Changes in inventories of finished goods, work in progress and stock-in-trade**	**Year ended 31 March 2020**	**Year ended 31 March 2019**
	Opening stock		
	Finished goods	467.05	563.32
	Work in progress	816.24	434.51
	Stock-in-trade	11.81	60.93
		1,295.10	**1,058.76**
	Closing stock		
	Finished goods	593.53	467.05
	Work in progress	766.26	816.24
	Stock-in-trade	5.36	11.81
		1,365.15	**1,295.10**
	Total	**(70.05)**	**(236.34)**

25	**Employee benefits expense**	**Year ended 31 March 2020**	**Year ended 31 March 2019**
	Salaries, wages, bonus and other benefits	131.53	122.50
	Contribution to provident and other funds	6.95	5.82
	Staff welfare expenses	9.09	8.33
	Total	**147.57**	**136.65**

26	**Finance cost**	**Year ended 31 March 2020**	**Year ended 31 March 2019**
	Interest expenses	486.82	552.51
	Other borrowing costs	80.07	61.58
	Total	**566.89**	**614.09**

27	**Depreciation and amortisation expense**	**Year ended 31 March 2020**	**Year ended 31 March 2019**
	Depreciation on property, plant and equipment	400.27	327.26
	Amortisation of intangible assets	8.59	7.82
	Total	**408.86**	**335.08**

28	**Other expenses**	**Year ended 31 March 2020**	**Year ended 31 March 2019**
	Consumption of stores and spare parts	684.19	773.69
	Power and fuel	768.93	732.38
	Labour processing and transportation charges	193.40	148.29
	Repairs to buildings	8.82	12.64
	Repairs to plant and machinery	26.62	31.96
	Job work expenses	761.83	685.71
	Other manufacturing expenses	159.88	170.12
	Loss on sale/ discard of property, plant and equipment	-	0.24
	Insurance	10.45	7.93
	Rent	18.91	7.21
	Rates and taxes	1.17	2.59
	Legal and professional	53.50	64.76
	Communication	2.19	2.27
	Printing and Stationary	5.18	4.99
	Travelling and conveyance	3.77	4.63
	Director's meeting fees	0.22	0.21
	Vehicle upkeep and maintenance	11.75	11.69
	Auditor's remuneration*	0.67	0.57
	Freight and forwarding expenses	142.12	120.39
	Commission on sales	45.72	30.05
	Other selling expenses	23.97	26.81
	Allowance for expected credit losses	1.08	2.09
	Advance written off	0.08	5.65

		Year ended 31 March 2020	Year ended 31 March 2019
	Advertisement and publicity	0.93	0.86
	Miscellaneous expenses	10.65	15.25
	TOTAL	**2,936.03**	**2,862.98**
	***Payment to auditors**		
	As statutory auditor	0.46	0.46
	For other services	0.13	0.06
	For reimbursement of expenses	0.08	0.05
	Total	**0.67**	**0.57**

29	**Income Tax**	**Year ended 31 March 2020**	**Year ended 31 March 2019**
	The income tax expense consists of the following:		
	Current tax		
	Taxes relating to earlier year	-	0.53
		-	**0.53**
	Deferred tax		
	Relating to origination and reversal of temporary differences	98.66	86.88
	Deferred tax (credit)/ expense pertaining to prior periods	(7.18)	(5.79)
		91.48	**81.09**
	Total tax expense	**91.48**	**81.62**
	Reconciliation of tax expense applicable to profit before tax at the latest statutory enacted tax rate in India to income tax expense reported is as follows:	**Year ended 31 March 2020**	**Year ended 31 March 2019**
	Profit before tax	**244.36**	**220.66**
	Applicable tax rate for the Company	34.94%	34.94%
	Expected income tax expense (A)	**85.39**	**77.11**
	Tax effect of adjustment to reconcile expected income tax expense to reported income tax expense		
	(Income exempted from) / Expenses not deductible in tax	15.98	11.86
	Income taxable at different rate	(0.34)	(0.53)
	Tax pertaining to prior years	(7.18)	(5.79)
	Others	(2.37)	(1.03)
	Total adjustments (B)	**6.09**	**4.51**
	Total tax expense (A+B)	**91.48**	**81.62**

Movement in deferred tax assets and liabilities for the year ended 31 March 2020 :-

Particulars	Opening deferred tax asset / (liability)	Income tax (expense) / credit recognized in profit or loss	Income tax (expense) / credit recognized in other comprehensive income	Movement through other equity	Closing deferred tax asset / (liability)
Property, plant and equipment and intangible assets	(1,220.11)	(20.10)	-	-	(1,240.21)
Financial assets and financial liabilities measured at amortised cost	(3.95)	(7.54)	-	-	(11.49)
Lease liability	-	27.13	-	-	27.13
Brought forward tax losses and unabsorbed depreciation	708.19	161.49	-	-	869.68
Items deductible on actual payment or settlement	287.01	(254.29)	0.54	(0.54)	32.72
Allowance for expected credit losses	24.82	1.83	-	-	26.65
MAT credit entitlement	77.65	-	-	-	77.65
Net deferred tax asset / (liability)	**(126.39)**	**(91.48)**	**0.54**	**(0.54)**	**(217.87)**

Movement in deferred tax assets and liabilities for the year ended 31 March 2020 :-					
Particulars	**Opening deferred tax asset / (liability)**	**Income tax (expense) / credit recognized in profit or loss**	**Income tax (expense) / credit recognized in other comprehensive income**	**Movement through other equity**	**Closing deferred tax asset / (liability)**
Property, plant and equipment and intangible assets	(1,189.67)	(30.44)	-	-	(1,220.11)
Financial assets and financial liabilities measured at amortised cost	-	(3.95)	-	-	(3.95)
Brought forward tax losses and unabsorbed depreciation	814.15	(105.96)	-	-	708.19
Items deductible on actual payment or settlement	251.63	35.16	0.22	-	287.01
Allowance for expected credit losses	20.70	4.12	-	-	24.82
MAT credit entitlement	57.67	19.98	-	-	77.65
Net deferred tax asset / (liability)	**(45.52)**	**(81.09)**	**0.22**	**-**	**(126.39)**

30	Earnings per share (EPS)	Year ended 31 March 2020	Year ended 31 March 2019
	Net profit for the year (in ₹ crores) for basic EPS	152.88	139.04
	Add: Interest expenses on potential equity shares (in ₹ crores)	55.01	57.52
	Net profit for the year (in ₹ crores) for diluted EPS	**207.89**	**196.56**
	Total shares outstanding at the beginning of the year (in numbers)	**479,221,660**	**479,221,660**
	Add: Weighted average number of shares issued during the year	4,291,083	-
	Weighted-average number of equity shares for basic EPS	**483,512,743**	**479,221,660**
	Effect of dilution:		
	Add: Weighted average number of shares outstanding on account of Optionally Convertible Redeemable Preference Shares (OCRPS)*	131,123,208	142,830,637
	Weighted-average number of equity shares for diluted EPS	**614,635,951**	**622,052,297**
	Basic EPS (Amount in ₹)	**3.16**	**2.90**
	Diluted EPS (Amount in ₹)	**3.16**	**2.90**
	* OCRPS are anti-dilutive in nature		

31	Disclosure as per Schedule V of the Securities and Exchange Board of India (Listing Obligations and Disclosure Requirements) Regulations, 2015 and Section 186(4) of the Companies Act, 2013 :				
	Particulars	31 March 2020		31 March 2019	
		Amount outstanding	Maximum amount outstanding during the year	Amount outstanding	Maximum amount outstanding during the year
	Loans and Advances in the nature of loans to subsidiary companies				
a)	PT. Jindal Stainless Indonesia	27.00	27.00	17.29	17.29
	Loans and Advances in the nature of loans to associate companies				
b)	Jindal United Steel Limited	67.00	67.00	-	-
	Total	**94.00**	**94.00**	**17.29**	**17.29**
	Details of investments made are given in note 4.				

32	**Composite scheme of arrangement**
A	Composite Scheme of Arrangement (hereinafter referred to as the 'Scheme') amongst the Company (transferor company) and its three wholly owned subsidiaries, namely, Jindal Stainless (Hisar) Limited (JSHL), Jindal United Steel Limited (JUSL) and Jindal Coke Limited (JCL) (resulting companies) under the provisions of Section 391-394 read with Section 100-103 of the Companies Act, 1956 and other relevant provision of Companies Act, 1956 and / or Companies Act, 2013 was sanctioned by the Hon'ble High Court of Punjab & Haryana, Chandigarh vide its Order dated 21 September 2015, amended vide order dated 12 October 2015.
	Section I and Section II of the Scheme became effective on 1 November 2015, operative from the appointed date i.e. close of business hours before midnight of 31 March 2014. Section III and Section IV of the Scheme became effective on 24 September 2016 (i.e. on receipt of approvals from the Orissa Industrial Infrastructure Development Corporation (OIIDCO) for the transfer/grant of the right to use of the land on which Hot Strip Mill (HSM) Plant and Coke Oven Plants are located to JUSL and JCL respectively as specified in the Scheme), operative from the appointed date i.e. close of business hours before midnight of 31 March 2015.
B	**Pursuant to the Section III and Section IV of the Scheme becoming effective:**
(i)	Business undertaking 2, comprising, inter alia, of the HSM plant of the Company, has been transferred to JUSL at a lump sum consideration of ₹ 2,412.67 crores; out of this ₹ 2,150.00 crores has been received, and against the balance amount of ₹ 262.67 crores, JUSL is to issue and allot to the Company: - 175,000,000 0.01% non-cumulative compulsorily convertible preference shares (CCPS) having face value of ₹ 10 each [upto the year ended 31 March 2020, 99,048,637 CCPS were allotted to the Company and converted into equal number of equity shares of ₹ 10 each as fully paid at par and the balance 75,951,363 CCPS have been presented as "Investment in 0.01% Non-cumulative compulsorily convertible preference shares" (Refer note 4)], and - 87,673,311 10% non-cumulative non-convertible redeemable preference shares having face value of ₹ 10 each, which have been allotted to the Company.
(ii)	Business undertaking 3, comprising, inter alia, of the Coke Oven plant of the Company, has been transferred to JCL at a lump sum consideration of ₹ 492.65 crores; out of this ₹ 375.00 crores has been received and against the balance amount of ₹ 117.65 crores, JCL is to issue and allot to the Company: - 26,000,000 0.01% non-cumulative CCPS having face value of ₹ 10 each [upto the year ended 31 March 2020, 8,382,432 CCPS were allotted to the Company and converted into equal number of equity shares of ₹ 10 each fully paid at par and the balance 17,617,568 CCPS have been presented as "Investment in 0.01% non-cumulative compulsorily convertible preference shares" (Refer note 4)], and - 91,647,073 10% non-cumulative non-convertible redeemable preference shares having face value of ₹ 10 each, which have been allotted to the Company.

33	Due to outbreak of Coronavirus Disease 2019 (COVID-19) which has been declared as a Pandemic by World Health Organization and subsequent lock down ordered by the Central and State Government(s) in India, the manufacturing facilities of the Company remained suspended from 25 March 2020 till 4 May 2020. The Company in compliance with the necessary instructions/guidelines, resumed its operations on 5 May 2020 in a phased manner, while ensuring health safety of all the stakeholders. The Company is gradually ramping up its operations depending upon the market conditions.
	This situation resulted in temporary disturbance in the economic activities through interruption in manufacturing process, disruption in supply chain, etc. The Company is closely monitoring the impact and believes that there has been no significant adverse impact on its financial position for the financial year ended 31 March, 2020. Further, the Company believes that this Pandemic may not have significant adverse impact on the long term operations and performance of the Company.

34	Estimated amount of contracts remaining to be executed on capital account and not provided for (net of advances) is ₹ 54.18 crores (previous year ₹ 51.04 crores).

35 Revenue from Contracts with Customers

A. Disaggregation of revenue

The Company has performed a disaggregated analysis of revenues considering the nature, amount, timing and uncertainty of revenues. This includes disclosure of revenues by geography and timing of recognition.

Revenue from operations	**Year ended 31 March 2020**			
	Goods	**Services**	**Other operating revenue***	**Total**
Revenue by geography				
Domestic	9,085.96	319.55	27.41	9,432.92
Export	2,724.80	-	-	2,724.80
Total	**11,810.76**	**319.55**	**27.41**	**12,157.72**
Revenue by time				
Revenue recognised at point in time				11,838.17
Revenue recognised over time				319.55
Total				**12,157.72**

*Other operating revenue amounting to ₹ 162.39 crores in the nature of export incentives and liabilities no longer required written back is not in the scope of Ind AS 115. Hence, not covered here.

Revenue from operations	Year ended 31 March 2019			
	Goods	Services	Other operating revenue*	Total
Revenue by geography				
Domestic	9,777.73	273.22	45.62	10,096.57
Export	2,379.19	-	-	2,379.19
Total	**12,156.92**	**273.22**	**45.62**	**12,475.76**
Revenue by time				
Revenue recognised at point in time				12,202.54
Revenue recognised over time				273.22
Total				**12,475.76**

*Other operating revenue amounting to ₹ 109.25 crores in the nature of export incentives and liabilities no longer required written back is not in the scope of Ind AS 115. Hence, not covered here.

B. Revenue recognised in relation to contract liabilities

Description	Year ended 31 March 2020	Year ended 31 March 2019
Revenue recognised in the reporting period that was included in the contract liability balance at the beginning of the period	111.92	112.73
Revenue recognised in the reporting period from performance obligations satisfied (or partially satisfied) in previous periods	-	-

C. Assets and liabilities related to contracts with customers

	As at 31 March 2020		As at 31 March 2019	
Description	**Non-current**	**Current**	**Non-current**	**Current**
Contract liabilities related to sale of goods				
Advance from customers	-	125.78	-	111.92

D. Reconciliation of revenue recognised in Statement of Profit and Loss with Contract price

Description	Year ended 31 March 2020	Year ended 31 March 2019
Contract price	12,353.77	12,613.37
Less: Discount, rebates, credits etc.	196.05	137.61
Revenue from operations as per Statement of Profit and Loss	**12,157.72**	**12,475.76**

36	**Contingent liabilities**	**As at 31 March 2020**	**As at 31 March 2019**
A	Demands from statutory and regulatory authorities		
(i)	- Sales tax, value added tax and entry tax*#	110.79	108.71
	- Excise duty, custom duty and service tax#	17.08	38.54
	- Income tax	100.31	83.70
(ii)	- Demand from office of the Dy. Director of Mines, Jajpur Road Circle, Odisha on account of mining of excess quantity of chrome ore over and above the approved quantity under mining plan/scheme	77.53	77.53
	- Royalty under the Mines and Minerals (Development and Regulation) Act, 1957, rural infrastructure and socio-economic development tax under the Orissa Rural Infrastructure and Socio-Economic Development Act, 2004 and Water tax under the Orissa Irrigation Act, 1959	5.13	5.72
B	Corporate guarantee given to banks against credit facilities / financial assistance availed by Jindal Stainless (Hisar) Limited - amount for facilities outstanding (read with note 32)	3,378.11	3,744.86
		3,688.95	**4,059.06**
	* The Company had challenged the legality of Orissa Entry Tax Act, 1999 before the Hon'ble Supreme Court. The order dated 09 October 2017 of Divisional bench of the Hon'ble Supreme Court read with the order dated 11 November 2016 of 9 judge bench of Hon'ble Supreme Court, decided some of the issues and granted opportunity to the petitioners for filing revival petition within 30 days for deciding the issue of discrimination under Article 304(a) as per law laid down by Nine Judges Bench of the Hon'ble Supreme Court. The Company has filed revival petition before the Hon'ble High Court of Orissa on the ground of discrimination under Article 304(a), as per the direction of the Hon'ble Supreme Court. However, interest/penalty (if any) till the decision of the Hon'ble Supreme Court has been stayed by Hon'ble High Court of Orissa in three separate writ petitions filed by the Company on the issue exclusively on the legality of imposing interest under the Orissa Entry Tax Act, 1999 and therefore, liability, if any, in this regard will be recognised when this matter is finally settled/determined by the Hon'ble High Court of Orissa.		
	# Amount includes basic, interest and penalty as demanded by the concerned authority in the relevant case.		
C	**Income Tax** The Company expects that there will be no cash outflow on account of income tax demand for Assessment Years 2012-13 to 2016-17, as the Company has sufficient brought forward losses/ unabsorbed depreciation to set off from disallowance, if any, that may arise on account of adverse ruling by higher authorities in relation to the aforementioned demands.		

37	**Exceptional items**	**Year ended 31 March 2020**	**Year ended 31 March 2019**
	Gain (net) on translation/settlement of foreign currency monetary items.	50.44	56.60
	Provision for recompense liability payable to CDR lenders (refer note 38)*	-	(27.50)
	Loss (net) on fair valuation and settlement of derivative contracts*	(27.62)	(13.45)
	Amortisation of debit balance in foreign currency monetary item translation difference account*	(14.51)	(9.34)
		8.31	**6.31**
	** Amount in bracket represents exceptional loss*		

38	**Corporate Debt Restructuring (CDR)**
A	During the year ended 31 March 2018, the Company had allotted 60,570,320 equity shares of face value of ₹ 2 each and 142,830,637 0.01% Optionally Convertible Redeemable Preference Shares (OCRPS) of face value of ₹ 2 each, both at a premium of ₹ 37.10 per share on conversion of funded interest term loan I and II. As per the terms of the OCRPS, these shares were redeemable at the option of the Company, anytime up to 31 October 2020. If not redeemed by then, the OCRPS holders had an option to convert these into equal number of equity shares of the Company anytime upto 31 March 2022. If neither of these options are exercised, these were redeemable on 1 April 2022. During the year ended 31 March 2020, the Company has exercised its right to redeem OCRPS and accordingly, aggregate amount of ₹ 558.47 crores was paid to the OCRPS holders towards redemption of these OCRPS along with applicable recompense of ₹ 221.01 crores.
B	During the year ended 31 March 2020, the Company has successfully exited CDR after discharging the recompense liability of ₹ 274.75 crores (₹ 221.01 crores on OCRPS and balance on other CDR Loans) in cash as determined in accordance with RBI's Master Circular on Corporate Debt Restructuring. State Bank of India, in its capacity of Monitoring Institution and on behalf of CDR lenders issued no objection certificate (NOC) confirming formal exit of JSL from CDR effective from 31 March 2019. Earlier, the consortium of CDR lenders agreed to allow CDR exit to the Company with effect from 31 March 2019 and the recompense liability was determined as at 31 March 2019 in accordance with RBI's Master Circular on Corporate Debt Restructuring.

39	Derivative contracts entered into by the Company and outstanding as on 31 March 2020 for hedging foreign currency risks:					
	Nature of derivative	Type	31 March 2020		31 March 2019	
			No. of contracts	Foreign currency (in million)	No. of contracts	Foreign currency (in million)
	Forward covers					
	USD/INR	Sell	70	$182.10	45	$92.39
	EURO/USD	Sell	25	€ 47.00	26	€ 38.91
	USD/INR	Buy	289	$79.86	188	$95.79
	EURO/USD	Buy	-	-	1	€ 0.16

40	Employee benefits		
A	**Defined contribution plans**		
	The amount recognised as expense towards contribution to defined contribution plans for the year is as below:	**Year ended 31 March 2020**	**Year ended 31 March 2019**
	Company's contribution to Provident Fund	5.87	4.92
	Company's contribution to Employee welfare fund	0.27	0.25
	Company's contribution to National pension scheme	0.69	0.45
	Company's contribution to Employee's State Insurance Scheme	0.12	0.20
	Total	**6.95**	**5.82**
B	**Defined benefit plan – Gratuity**		
(i)	**Reconciliation of present value of defined benefit obligation and the fair value of plan assets**	**As at 31 March 2020**	**As at 31 March 2019**
	Present value of defined benefit obligation as at the end of the year	13.38	10.31
	Less: Fair value of plan assets at the end of the year	10.70	9.96
	Net liability recognised in the balance sheet	**2.68**	**0.35**
(ii)	**Movement in the present value of defined benefit obligation recognised in the balance sheet**	**As at 31 March 2020**	**As at 31 March 2019**
	Present value of defined benefit obligation as at the start of the year	**10.31**	**8.02**
	Transfer in/out of employees between group companies	0.21	0.12
	Current service cost	1.66	1.40
	Interest cost	0.79	0.63
	Benefits paid	(1.04)	(0.42)
	Actuarial (gain)/loss on obligation	1.45	0.56
	Present value of defined benefit obligation as at the end of the year	**13.38**	**10.31**

(iii)	**Movement in the plan assets recognised in the balance sheet**	**As at 31 March 2020**	**As at 31 March 2019**
	Fair value of plan assets at the beginning of the year	**9.96**	**8.70**
	Expected return on plan assets	0.77	0.68
	Actuarial (loss) for the year on plan asset	(0.10)	(0.05)
	Employer contributions	1.11	1.05
	Benefits paid	(1.04)	(0.42)
	Fair value of plan assets at the end of the year	**10.70**	**9.96**
	The Company's plan assets primarily comprise of qualifying insurance policies issued by Life insurance corporation of India.		
(iv)	**Actuarial gain/(loss) on plan assets**	**Year ended 31 March 2020**	**Year ended 31 March 2019**
	Expected interest income	0.77	0.68
	Actual income on plan asset	0.67	0.63
	Actuarial gain/(loss) for the year on plan asset	**(0.10)**	**(0.05)**
(v)	**Expense recognised in the statement of profit and loss consists of:**		
	Employee benefit expense	**Year ended 31 March 2020**	**Year ended 31 March 2019**
	Current service Cost	1.66	1.40
	Net interest cost	0.02	(0.05)
		1.68	**1.35**
	Other comprehensive income	**Year ended 31 March 2020**	**Year ended 31 March 2019**
	Actuarial (gain)/loss arising from changes in financial assumptions	1.28	0.13
	Actuarial (gain)/loss arising from experience adjustments	0.17	0.44
	Actuarial gain/(loss) on plan asset	(0.10)	(0.05)
		1.55	**0.62**

(vi)	**The principal actuarial assumptions used for estimating the Company's defined benefit obligations are set out below:**	**Year ended 31 March 2020**	**Year ended 31 March 2019**
	Discount rate	6.82 % p.a	7.69 % p.a
	Expected rate of increase in salary	5.50% p.a.	5.50% p.a.
	Retirement age	58 Years	58 Years
	Mortality rate (inclusive of provision for disability)	100% of IALM (2012-14)	100% of IALM (2006-08)
	Expected average remaining working lives of employees(years)	23.22	23.5

The assumption of discount rate is based upon the market yields available on Government bonds at the accounting date with a term that matches that of the liabilities. Future salary increase rate takes into account the inflation, seniority, promotion and other relevant factors on long term basis. Same assumptions were considered for comparative period i.e. 2018-19 as reported.

(vii)	Sensitivity analysis for gratuity liability	Year ended 31 March 2020	Year ended 31 March 2019
	Impact of the change in discount rate		
	Present value of obligation at the end of the period		
	Increase of 0.50%	(0.76)	(0.58)
	Decrease of 0.50%	0.84	0.63
	Impact of the change in salary increase		
	Present value of obligation at the end of the period		
	Increase of 0.50%	0.84	0.64
	Decrease of 0.50%	(0.78)	(0.59)
(viii)	**Maturity profile of defined benefit obligation**		
	Year	**As at 31 March 2020**	**As at 31 March 2019**
	0 to 1 Year	0.79	0.43
	1 to 5 Year	2.14	0.92
	Beyond 5 Years	10.45	8.96
	The Company expects to contribute ₹ 2.02 crores (previous year ₹ 1.57 crores) to its gratuity plan for the next year.		

41(I)	Lease related disclosures	
	The Company has leases for Factory Land, plant and machinery and related facilities. With the exception of short-term leases and leases of low-value underlying assets, each lease is reflected on the balance sheet as a right-of-use asset and a lease liability. Variable lease payments which do not depend on an index or a rate are excluded from the initial measurement of the lease liability and right of use assets. The Company classifies its right-of-use assets in a consistent manner to its property, plant and equipment. Each lease generally imposes a restriction that, unless there is a contractual right for the Company to sublease the asset to another party, the right-of-use asset can only be used by the Company. Some leases contain an option to extend the lease for a further term. The Company is prohibited from selling or pledging the underlying leased assets as security.	
A	**Lease payments not included in measurement of lease liability**	
	The expense relating to payments not included in the measurement of the lease liability is as follows:	
	Particulars	**31 March 2020**
	Short-term leases	14.83
	Leases of low value assets	4.08

B Total cash outflow for leases for the year ended 31 March 2020 was ₹ 28.60 crores.

C The Company has total commitment for short-term leases of ₹ 2.20 crores as at 31 March 2020.

D **Maturity of lease liabilities**

The lease liabilities are secured by the related underlying assets. Future minimum lease payments (pertaining to leases other than short-term leases) are as follows:

31 March 2020	Minimum lease payments due			
	0 to 1 year	1 to 5 years	More than 5 years	Total
Lease payments	12.41	49.62	95.06	**157.09**
Interest expense	7.98	26.48	44.99	**79.45**
Net present values	**4.43**	**23.14**	**50.07**	**77.64**

E Variable lease payments are expensed in the period they are incurred. Expected future cash outflow pertaining to variable lease payment as at 31 March 2020 is ₹ Nil.

F **Information about extension and termination options**

Right of use assets	Number of leases	Range of remaining term	Average remaining lease term	Number of leases with extension option	Number of leases with purchase option	Number of leases with termination option
Plant & Machinery	2	10 Years	10 Years	2	2	2
Land	4	69 Years	69 Years	4	-	4

G There are no leases which are yet to commence as on 31 March 2020.

F **Impact on transition**

1 Effective 1 April 2019, the Company has adopted Ind AS 116 "Leases" and applied modified retrospective approach to all lease contracts existing as at 1 April 2019. On transition, the adoption of new standard resulted in recognition of lease liability of ₹ 81.65 crores and corresponding right of use asset of ₹ 81.65 crores.

2 For contracts in place as at 1 April 2019, Company has elected to apply the definition of a lease from Ind AS 17 and has not applied Ind AS 116 to arrangements that were previously not identified as lease under Ind AS 17.

3 The Company has elected not to include initial direct costs in the measurement of the right-of-use asset for operating leases in existence at the date of initial application of Ind AS 116, being 1 April 2019.

4 Instead of performing an impairment review on the right-of-use assets at the date of initial application, the Company has relied on its historic assessment as to whether leases were onerous immediately before the date of initial application of Ind AS 116.

5	On transition, for leases previously accounted for as operating leases with a remaining lease term of less than 12 months and for leases of low-value assets the Company has applied the optional exemptions to not recognise right-of-use assets but to account for the lease expense on a straightline basis over the remaining lease term.	
6	For those leases previously classified as finance leases, the right-of-use asset and lease liability are measured at the date of initial application at the same amounts as under Ind AS 17 immediately before the date of initial application.	
7	The Company has benefited from the use of hindsight for determining the lease term when considering options to extend and terminate leases.	
8	On transition to Ind AS 116 the weighted average incremental borrowing rate applied to lease liabilities recognised was 10.55%.	
9	The following is a reconciliation of total operating lease commitments at 31 March 2019 (as disclosed in the financial statements for the year ended 31 March 2019) to the lease liabilities recognised at 1 April 2019:	
	Total operating lease commitments disclosed as at 31 March 2019	**110.86**
	Recognition exemptions:	
	Leases of low value assets	(2.92)
	Leases with remaining lease term of less than 12 months	(1.00)
	Increase in rent owing to index linked escalations	20.83
	Operating lease liabilities before discounting	127.77
	Discounting impact (using incremental borrowing rate)	(51.77)
	Operating lease liabilities	76.00
	Finance lease obligations under Ind AS 17	5.65
	Total lease liabilities recognised under Ind AS 116 at 1 April 2019	**81.65**
	The following are the amounts recognised in profit or loss:	
	Particulars	**Year ended 31 March 2020**
	Depreciation expense of right-of-use assets	12.49
	Interest expense on lease liabilities	8.40
	Expense relating to short-term leases (included in other expenses)	14.83
	Expense relating to leases of low-value assets (included in other expenses)	4.08
	Total	**39.80**
	The movement in lease liabilities during the year ended 31 March 2020 is as follows:	
	Particulars	**Year ended 31 March 2020**
	Opening lease liabilities	81.65
	Add: Finance cost accrued during the period	8.40
	Less: Lease rent paid	(12.41)
	Balance at the end	**77.64**

41(II)	**Leases**
A	**Finance lease as a lessee**

The Company has taken land parcels on finance lease for periods of 83-90 years. A reconciliation between the total of future minimum lease payments and their present value is given below:

Due as on 31 March 2019 and payable	**Minimum lease payments**	**Finance charges**	**Net present values**
Not later than one year	0.60	0.60	-
Later than one year but not later than five years	2.39	2.38	0.01
Later than five years	38.76	33.12	5.64
Total	**41.75**	**36.10**	**5.65**

B	**Operating lease as a lessee**

Significant leasing arrangements include lease for warehouses for periods ranging between 2-5 years renewable on mutual consent and lease of plants taken on hire dedicated for use under long term arrangement ranging between 15-18 years. Future minimum rentals payable under non-cancellable operating leases are as follows:

Particulars	**31 March 2019**
Within one year	12.88
After one year but not more than five years	40.05
After more than five years	57.93
Total	**110.86**

During the year ended 31 March 2019, total operating lease rental expense recognised in the statement of profit and loss was ₹ 7.21 Crores.

C	**Operating lease as a lessor**

Significant leasing arrangements include sub-lease of land with lease term of 30 years and some other leases . The lease term can be extended with mutual consent of the Company and the lessor. Minimum lease payments receivable under the operating lease is as below:

Particulars	**31 March 2019**
Not later than one year	1.03
Later than one year but not later than five years	0.72
Later than five years	4.16
Total	**5.91**

42	Operating Segments
	The Company has presented segment information in the consolidated financial statements which are presented in the same financial report. Accordingly, in terms of Paragraph 4 of Ind AS 108 'Operating Segments', no disclosures related to segments are presented in these financial statements.

43 Related party disclosures

I. Relationships

(a) Key management personnel (KMP)

Sl. No.	Name	Designation
1	Mr. Ratan Jindal	Chairman and Managing Director
2	Mr. Abhyuday Jindal	Till 24 April 2018 held the position of Vice Chairman (Non Executive) on Board. Appointed as Managing Director (KMP) w.e.f. 25 April 2018
3	Mr. S. Bhattacharya	Whole Time Director (Resigned w.e.f. 15 May 2018)
4	Mr. Tarun Kumar Khulbe	Whole Time Director (w.e.f. 15 May 2018)
5	Mr. Navneet Raghuvanshi	Company Secretary (Appointed w.e.f. 25 April 2018)
6	Mr. Sunil Yadav	Company Secretary (Ceased to be Company Secretary w.e.f. 25 April 2018)
7	Mr. Anurag Mantri	Chief Financial Officer
8	Mr. Gautam Kanjilal	Nominee Director
9	Mr. Suman Jyoti Khaitan	Independent Director
10	Mr. Jayaram Easwaran	Independent Director (appointed w.e.f. 5 August 2019)
11	Mr. T.S. Bhattacharya	Independent Director (Ceased to be Director w.e.f. 22 September 2019)
12	Ms. Bhaswati Mukherjee	Independent Director
13	Mrs. Arti Luniya	Independent Director (Appointed w.e.f. 26 Nov 2019)
14	Dr. Rajeev Uberoi	Independent Director (Appointed w.e.f. 9 February 2018) resigned w.e.f. 2 July 2019

(b) Subsidiaries

Sl No	Name of the entity	Principal place of operation / country of incorporation	Principal activities / nature of business	Shareholding / Voting Power	
				As at 31 March 2020	As at 31 March 2019
1	PT. Jindal Stainless Indonesia	Indonesia	Stainless Steel manufacturing	99.99%	99.99%
2	Jindal Stainless UK Limited (dissolved w.e.f. 11 December 2018)	UK	Stainless Steel manufacturing	N.A.	N.A.
3	Jindal Stainless FZE, Dubai	UAE	Stainless Steel manufacturing	100.00%	100.00%
4	JSL Group Holdings Pte. Ltd., Singapore	Singapore	Stainless Steel manufacturing	100.00%	100.00%
5	Iberjindal S.L., Spain	South Spain	Stainless Steel manufacturing	65.00%	65.00%
6	Jindal Stainless Park Limited (incorporated on 23 January 2019)	India	Development of integrated world-class infrastructure	100.00%	100.00%

(c) Associates

Sl No	Name of the entity	Principal place of operation / country of incorporation	Principal activities / nature of business	Shareholding / Voting Power	
				As at 31 March 2020	As at 31 March 2019
1	Jindal Stainless Corporate Management Services Private Limited	India	Management services	50.00%	50.00%
2	Jindal United Steel Limited	India	Stainless Steel manufacturing	26.00%	26.00%
3	Jindal Coke Limited.	India	Coke Manufacturing	26.00%	26.00%

(d) Entity exercising significant influence on the Company

Sl No	Name of the entity	Principal place of operation / country of incorporation	Principal activities / nature of business
1	Jindal Stainless (Hisar) Limited (JSHL)	India	Stainless Steel manufacturing

(e) Subsidiaries of entity exercising significant influence on the Company

Sl No	Name of the entity	Principal place of operation / country of incorporation	Principal activities / nature of business
1	JSL Lifestyle Limited	India	Stainless steel Consumer Products
2	JSL Logistics Limited	India	Logistic
3	Jindal Stainless Steelways Limited	India	Stainless Steel manufacturing
4	J.S.S. Steelitalia Limited	India	Stainless Steel manufacturing

(f) Entities under the control of KMP

Sl No	Name of the entity	Principal place of operation / country of incorporation	Principal activities / nature of business
1	Prime Stainless DMCC	UAE	Trading company
2	JSL Global Commodities Pte. Ltd.	Singapore	Trading company

(g) Post-employment benefit plan for the benefit of employees of the Company

Sl No	Name of the entity	Principal place of operation / country of incorporation	Principal activities / nature of business
1	Jindal Stainless Limited Group Gratuity Fund	India	Company's employee gratuity trust

II. Transactions with related parties during the year and balances as at the balance sheet date*

Sl No	Particulars	Year ended and as at 31 March 2020						Year ended and as at 31 March 2019					
		Subsidiaries	Associates	Entity exercising significant influence on the Company	Subsidiaries of entity exercising significant influence on the Company	KMP	Entities under the control of KMP	Subsidiaries	Associates	Entity exercising significant influence on the Company	Subsidiaries of entity exercising significant influence on the Company	KMP	Entities under the control of KMP
	Transactions during the year												
1	**Purchase of goods**	**19.11**	**120.96**	**575.12**	**5.81**	**-**	**69.32**	**-**	**160.14**	**670.81**	**10.19**	**-**	**-**
	PT.Jindal Stainless Indonesia	19.11	-	-	-	-	-	-	-	-	-	-	-
	Jindal Stainless Steelways Limited	-	-	-	5.30	-	-	-	-	-	5.84	-	-
	Jindal Coke Limited	-	96.52	-	-	-	-	-	117.93	-	-	-	-
	Jindal Stainless (Hisar) Limited	-	-	575.12	-	-	-	-	-	670.81	-	-	-
	Prime Stainless DMCC	-	-	-	-	-	69.32	-	-	-	-	-	-
	JSL Lifestyle Limited	-	-	-	0.51	-	-	-	-	-	1.03	-	-
	J.S.S Steelitalia Limited	-	-	-	-	-	-	-	-	-	3.32	-	-
	Jindal United Steel Limited	-	24.44	-	-	-	-	-	42.21	-	-	-	-
2	**Job work charges paid**	**-**	**765.64**	**44.22**	**32.17**	**-**	**-**	**-**	**660.55**	**85.57**	**48.54**	**-**	**-**
	Jindal Stainless (Hisar) Limited	-	-	44.22	-	-	-	-	-	85.57	-	-	-
	Jindal Stainless Steelways Limited	-	-	-	32.17	-	-	-	-	-	48.54	-	-
	Jindal United Steel Limited	-	765.64	-	-	-	-	-	660.55	-	-	-	-
3	**Sale of goods**	**391.72**	**516.66**	**891.17**	**1,129.66**	**-**	**454.08**	**383.73**	**396.46**	**975.96**	**1,134.75**	**-**	**-**
	PT.Jindal Stainless Indonesia	126.02	-	-	-	-	-	234.86	-	-	-	-	-
	Iber Jindal S.L.	265.70	-	-	-	-	-	148.87	-	-	-	-	-
	Jindal Stainless Steelways Limited	-	-	-	1,120.35	-	-	-	-	-	1,126.34	-	-

JINDAL STAINLESS LIMITED

Summary of significant accounting policies and other explanatory information for the year ended 31 March 2020

(All amounts in ₹ crores, unless otherwise stated)

Sl No	Particulars	Year ended and as at 31 March 2020						Year ended and as at 31 March 2019					
		Subsidiaries	Associates	Entity exercising significant influence on the Company	Subsidiaries of entity exercising significant influence on the Company	KMP	Entities under the control of KMP	Subsidiaries	Associates	Entity exercising significant influence on the Company	Subsidiaries of entity exercising significant influence on the Company	KMP	Entities under the control of KMP
	Jindal Stainless (Hisar) Limited	-	-	891.17	-	-	-	-	-	975.96	-	-	-
	JSL Lifestyle Limited	-	-	-	4.63	-	-	-	-	-	7.63	-	-
	JSL Global Commodities Pte. Ltd.	-	-	-	-	-	454.08	-	-	-	-	-	-
	Jindal Coke Limited	-	31.59	-	-	-	-	-	98.75	-	-	-	-
	Jindal United Steel Limited	-	485.07	-	-	-	-	-	297.71	-	-	-	-
	JSL Logistics Limited	-	-	-	0.19	-	-	-	-	-	0.17	-	-
	J.S.S Steelitalia Limited	-	-	-	4.49	-	-	-	-	-	0.61	-	-
4	**Quality claim paid**	**-**	**-**	**-**	**-**	**-**	**-**	**2.22**	**-**	**-**	**-**	**-**	**-**
	PT.Jindal Stainless Indonesia	-	-	-	-	-	-	2.22	-	-	-	-	-
5	**Rent received**	**0.01**	**2.71**	**1.53**	**-**	**-**	**-**	**-**	**2.71**	**1.43**	**-**	**-**	**-**
	Jindal Stainless (Hisar) Limited	-	-	1.53	-	-	-	-	-	1.43	-	-	-
	Jindal Stainless Park Limited	0.01	-	-	-	-	-	-	-	-	-	-	-
	Jindal Stainless Corporate Management Services Private Limited	-	2.71	-	-	-	-	-	2.71	-	-	-	-
6	**Rent paid**	**-**	**-**	**0.71**	**14.03**	**-**	**-**	**-**	**-**	**2.88**	**3.85**	**-**	**-**
	Jindal Stainless (Hisar) Limited	-	-	0.71	-	-	-	-	-	2.88	-	-	-
	Jindal Stainless Steelways Limited	-	-	-	14.03	-	-	-	-	-	3.85	-	-
7	**Freight charges paid**	**-**	**-**	**-**	**1.43**	**-**	**-**	**-**	**-**	**-**	**1.58**	**-**	**-**
	JSL Logistics Limited	-	-	-	1.43	-	-	-	-	-	1.58	-	-

JINDAL STAINLESS LIMITED

Summary of significant accounting policies and other explanatory information for the year ended 31 March 2020

(All amounts in ₹ crores, unless otherwise stated)

Sl No	Particulars	Year ended and as at 31 March 2020						Year ended and as at 31 March 2019					
		Subsidiaries	Associates	Entity exercising significant influence on the Company	Subsidiaries of entity exercising significant influence on the Company	KMP	Entities under the control of KMP	Subsidiaries	Associates	Entity exercising significant influence on the Company	Subsidiaries of entity exercising significant influence on the Company	KMP	Entities under the control of KMP
8	**Interest received**	**0.78**	**1.84**	**-**	**4.01**	**-**	**-**	**0.79**	**-**	**-**	**1.85**	**-**	**-**
	PT.Jindal Stainless Indonesia	0.78	-	-	-	-	-	0.79	-	-	-	-	-
	Jindal United Steel Limited		1.84	-	-	-	-	-	-	-	-	-	-
	Jindal Stainless Steelways Limited	-	-	-	4.01	-	-	-	-	-	1.85	-	-
9	**Interest expense**	**-**	**-**	**90.00**	**3.60**	**-**	**-**	**-**	**-**	**90.00**	**-**	**-**	**-**
	Jindal Stainless Steelways Limited	-	-	-	3.60	-	-	-	-	-	-	-	-
	Jindal Stainless (Hisar) Limited	-	-	90.00	-	-	-	-	-	90.00	-	-	-
10	**Commission on Purchase paid**	**-**	**-**	**-**	**-**	**-**	**16.99**	**-**	**-**	**-**	**-**	**-**	**-**
	Prime Stainless DMCC	-	-	-	-	-	6.17	-	-	-	-	-	-
	JSL Global Commodities Pte. Ltd.	-	-	-	-	-	10.82						-
11	**Commission on Sale paid**	**21.66**	**-**	**-**	**-**	**-**	**-**	**15.32**	**-**	**-**	**-**	**-**	**-**
	Jindal Stainless FZE	21.66	-	-	-	-	-	15.32	-	-	-	-	-
12	**Support service charges paid**	**-**	**58.05**	**-**	**-**	**-**	**-**	**-**	**58.92**	**-**	**-**	**-**	**-**
	Jindal Stainless Corporate Management Services Private Limited	-	58.05	-	-	-	-	-	58.92	-	-	-	-
13	**Support service charges received**	**-**	**70.25**	**-**	**0.62**	**-**	**-**	**-**	**47.15**	**-**	**10.40**	**-**	**-**
	Jindal Coke Limited	-	12.89	-	-	-	-	-	15.01	-	-	-	-

Sl No	Particulars	Year ended and as at 31 March 2020						Year ended and as at 31 March 2019					
		Subsidiaries	Associates	Entity exercising significant influence on the Company	Subsidiaries of entity exercising significant influence on the Company	KMP	Entities under the control of KMP	Subsidiaries	Associates	Entity exercising significant influence on the Company	Subsidiaries of entity exercising significant influence on the Company	KMP	Entities under the control of KMP
	Jindal United Steel Limited	-	57.36	-	-	-	-	-	32.14	-	-	-	-
	Jindal Stainless Steelways Limited	-	-	-	0.20	-	-	-	-	-	9.98	-	-
	JSL Logistics Limited	-	-	-	0.42	-	-	-	-	-	0.42	-	-
14	**Expenses incurred on behalf of Company and reimbursed**	**0.99**	**-**	**0.03**	**0.11**	**-**	**-**	**0.02**	**-**	**0.13**	**-**	**-**	**-**
	PT.Jindal Stainless Indonesia	0.99	-	-	-	-	-	0.02	-	-	-	-	-
	JSL Lifestyle Limited	-	-	-	0.11	-	-	-	-	-	-	-	-
	Jindal Stainless (Hisar) Limited	-	-	0.03	-	-	-	-	-	0.13	-	-	-
15	**Expenses incurred and reimbursed by Company on behalf of**	**0.52**	**0.50**	**6.58**	**0.90**	**-**	**0.01**	**0.50**	**8.41**	**18.25**	**6.44**	**-**	**-**
	PT. Jindal Stainless Indonesia	0.52	-	-	-	-	-	0.30	-	-	-	-	-
	Jindal Stainless FZE	-	-	-	-	-	-	0.20	-	-	-	-	-
	Jindal Coke Limited	-	0.04	-	-	-	-	-	0.07	-	-	-	-
	JSL Lifestyle Limited	-	-	-	0.44	-	-	-	-	-	0.82	-	-
	Jindal United Steel Limited	-	0.17	-	-	-	-	-	0.33	-	-	-	-
	Prime Stainless DMCC	-	-	-	-	-	0.01	-	-	-	-	-	-
	Jindal Stainless Steelways Limited	-	-	-	0.46	-	-	-	-	-	5.62	-	-

JINDAL STAINLESS LIMITED

Summary of significant accounting policies and other explanatory information for the year ended 31 March 2020

(All amounts in ₹ crores, unless otherwise stated)

Sl No	Particulars	Year ended and as at 31 March 2020						Year ended and as at 31 March 2019					
		Subsidiaries	Associates	Entity exercising significant influence on the Company	Subsidiaries of entity exercising significant influence on the Company	KMP	Entities under the control of KMP	Subsidiaries	Associates	Entity exercising significant influence on the Company	Subsidiaries of entity exercising significant influence on the Company	KMP	Entities under the control of KMP
	Jindal Stainless Corporate Management Services Private Limited	-	0.29	-	-	-	-	-	8.01	-	-	-	-
	Jindal Stainless (Hisar) Limited	-	-	6.58	-	-	-	-	-	18.25	-	-	-
16	**Bad debt written off**	**-**	**-**	**-**	**-**	**-**	**-**	**-**	**-**	**-**	**5.57**	**-**	**-**
	J.S.S Steelitalia Limited	-	-	-	-	-	-	-	-	-	5.57	-	-
17	**Liability written back**	**-**	**-**	**-**	**-**	**-**	**-**	**0.20**	**-**	**-**	**-**	**-**	**-**
	Jindal Stainless FZE	-	-	-	-	-	-	0.20	-	-	-	-	-
18	**Remuneration**	**-**	**-**	**-**	**-**	**4.33**	**-**	**-**	**-**	**-**	**-**	**4.35**	**-**
	Mr. S. Bhattacharya	-	-	-	-	-	-	-	-	-	-	0.40	-
	Mr. Tarun Kumar Khulbe	-	-	-	-	1.60	-	-	-	-	-	1.25	-
	Mr. Sunil Yadav	-	-	-	-	-	-	-	-	-	-	0.05	-
	Mr. Anurag Mantri	-	-	-	-	1.93	-	-	-	-	-	2.03	-
	Mr. Navneet Raghuvanshi	-	-	-	-	0.80	-	-	-	-	-	0.62	-
19	**Non executive director-sitting fee**	**-**	**-**	**-**	**-**	**0.23**	**-**	**-**	**-**	**-**	**-**	**0.22**	**-**
	Mr. Gautam Kanjilal	-	-	-	-	0.05	-	-	-	-	-	0.05	-
	Mr. Suman Jyoti Khaitan	-	-	-	-	0.06	-	-	-	-	-	0.05	-
	Mr. T.S. Bhattacharya	-	-	-	-	0.02	-	-	-	-	-	0.03	-
	Mrs. Arti Luniya	-	-	-	-	0.01	-	-	-	-	-	-	-
	Mr. Jayaram Easwaran	-	-	-	-	0.03	-	-	-	-	-	-	-
	Ms. Bhaswati Mukherjee	-	-	-	-	0.05	-	-	-	-	-	0.04	-
	Dr. Rajeev Uberoi	-	-	-	-	0.01	-	-	-	-	-	0.05	-

Sl No	Particulars	Year ended and as at 31 March 2020						Year ended and as at 31 March 2019					
		Subsidiaries	Associates	Entity exercising significant influence on the Company	Subsidiaries of entity exercising significant influence on the Company	KMP	Entities under the control of KMP	Subsidiaries	Associates	Entity exercising significant influence on the Company	Subsidiaries of entity exercising significant influence on the Company	KMP	Entities under the control of KMP
20	**Security deposits repaid**	**-**	**-**	**-**	**-**	**-**	**-**	**-**	**50.00**	**-**	**-**	**-**	**-**
	Jindal Coke Limited	-	-	-	-	-	-	-	50.00	-	-	-	-
	Balances outstanding as at balance sheet date												
21	**Letter of comfort**	**159.79**	**-**	**-**	**-**	**-**	**-**	**162.00**	**-**	**-**	**-**	**-**	**-**
	PT.Jindal Stainless Indonesia	159.79	-	-	-	-	-	162.00	-	-	-	-	-
22	**Corporate guarantee given**	**-**	**-**	**3,378.11**	**-**	**-**	**-**	**-**	**-**	**3,744.86**	**-**	**-**	**-**
	Jindal Stainless (Hisar) Limited	-	-	3,378.11	-	-	-	-	-	3,744.86	-	-	-
23	**Personal guarantee received**												
	Mr. Ratan Jindal	-	-	-	-	Refer note 15 and 20	-	-	-	-	-	Refer note 15 and 20	-
24	**Loans and advances - receivables**	**27.00**	**67.00**	**-**	**-**	**-**	**-**	**23.74**	**-**	**-**	**-**	**-**	**-**
	PT.Jindal Stainless Indonesia	27.00	-	-	-	-	-	23.74	-	-	-	-	-
	Jindal United Steel Limited	-	67.00	-	-	-	-	-	-	-	-	-	-
25	**Borrowings (inter corporate deposits)**	**-**	**-**	**900.00**	**-**	**-**	**-**	**-**	**-**	**900.00**	**-**	**-**	**-**
	Jindal Stainless (Hisar) Limited	-	-	900.00	-	-	-	-	-	900.00	-	-	-

JINDAL STAINLESS LIMITED

Summary of significant accounting policies and other explanatory information for the year ended 31 March 2020

(All amounts in ₹ crores, unless otherwise stated)

Sl No	Particulars	Year ended and as at 31 March 2020						Year ended and as at 31 March 2019					
		Subsidiaries	Associates	Entity exercising significant influence on the Company	Subsidiaries of entity exercising significant influence on the Company	KMP	Entities under the control of KMP	Subsidiaries	Associates	Entity exercising significant influence on the Company	Subsidiaries of entity exercising significant influence on the Company	KMP	Entities under the control of KMP
26	**Receivables**	**198.54**	**69.26**	**23.28**	**13.02**	**-**	**51.57**	**151.46**	**78.71**	**-**	**9.57**	**-**	**-**
	PT.Jindal Stainless Indonesia	133.30	-	-	-	-	-	125.24	-	-	-	-	-
	Iber Jindal S.L.	65.24	-	-	-	-	-	26.22	-	-	-	-	-
	Jindal Stainless (Hisar) Limited	-	-	23.28	-	-	-	-	-	-	-	-	-
	JSL Lifestyle Limited	-	-	-	2.96	-	-	-	-	-	1.37	-	-
	JSL Global Commodities Pte. Ltd.	-	-	-	-	-	51.57	-	-	-	-	-	-
	Jindal United Steel Limited	-	57.74	-	-	-	-	-	73.48	-	-	-	-
	Jindal Stainless Corporate Management Services Private Limited	-	11.52	-	-	-	-	-	5.20	-	-	-	-
	Jindal Coke Limited	-	-	-	-	-	-	-	0.03	-	-	-	-
	Jindal Stainless Steelways Limited	-	-	-	-	-	-	-	-	-	2.63	-	-
	J.S.S. Steelitalia Limited	-	-	-	10.06	-	-	-	-	-	5.57	-	-
27	**Security deposit payable**	**-**	**329.64**	**-**	**-**	**-**	**-**	**-**	**329.64**	**-**	**-**	**-**	**-**
	Jindal Coke Limited	-	125.00	-	-	-	-	-	125.00	-	-	-	-
	Jindal United Steel Limited (Received under Scheme)	-	204.64	-	-	-	-	-	204.64	-	-	-	-
28	**Payables**	**11.80**	**3.10**	**162.00**	**9.76**	**-**	**16.47**	**41.34**	**-**	**87.96**	**11.16**	**-**	**-**
	PT.Jindal Stainless Indonesia	0.49	-	-	-	-	-	-	-	-	-	-	-
	Jindal Stainless, FZE	11.31	-	-	-	-	-	41.34	-	-	-	-	-

JINDAL STAINLESS LIMITED

Summary of significant accounting policies and other explanatory information for the year ended 31 March 2020

(All amounts in ₹ crores, unless otherwise stated)

Sl No	Particulars	Year ended and as at 31 March 2020						Year ended and as at 31 March 2019					
		Subsidiaries	Associates	Entity exercising significant influence on the Company	Subsidiaries of entity exercising significant influence on the Company	KMP	Entities under the control of KMP	Subsidiaries	Associates	Entity exercising significant influence on the Company	Subsidiaries of entity exercising significant influence on the Company	KMP	Entities under the control of KMP
	Prime Stainless DMCC	-	-	-	-	-	16.47	-	-	-	-	-	-
	Jindal Coke Limited	-	3.10	-	-	-	-	-	-	-	-	-	-
	Jindal Stainless Steelways Limited	-	-	-	9.75	-	-	-	-	-	10.88	-	-
	JSL Logistics Limited	-	-	-	0.01	-	-	-	-	-	0.13	-	-
	Jindal Stainless (Hisar) Limited(Trade Payable)	-	-	-	-	-	-	-	-	6.96	-	-	-
	Jindal Stainless (Hisar) Limited(Interest Payable)	-	-	162.00	-	-	-	-	-	81.00	-	-	-
	JSL Lifestyle Limited	-	-	-	-	-	-	-	-	-	0.15	-	-

* In the opinion of the management, the transactions reported herein are on arms' length basis.

44	**Remuneration paid to KMP**	**Year ended 31 March 2020**	**Year ended 31 March 2019**
	Short-term employee benefits	4.20	4.21
	Post-employment benefits*	0.13	0.14
	Sitting fees	0.23	0.22
	Total	**4.56**	**4.57**
	*Does not include the provision made for gratuity and leave benefits, as they are determined on an actuarial basis for all the employees together.		

45	**Assets pledged as security for borrowings**	**Year ended 31 March 2020**	**Year ended 31 March 2019**
	Current		
	Financial assets		
	Investments	2.53	0.40
	Trade receivables	779.41	842.52
	Cash and cash equivalents	15.93	5.89
	Bank balances other than above	28.45	8.19
	Loans	11.27	12.47
	Other financial assets	76.48	131.81
	Non financial assets		
	Inventories	2,330.41	2,044.16
	Other current assets	207.20	225.91
	Total	**3,451.68**	**3,271.35**
	Non-current		
	Property, plant and equipment	5,938.28	6,113.37
	Capital work-in-progress	9.13	20.14
	Investments	384.72	475.48
	Other financial assets	2.24	0.43
	Total	**6,334.37**	**6,609.42**
	Total assets pledged as security	**9,786.05**	**9,880.77**

46 Financial Instruments

A Financial assets and liabilities

The accounting classification of each category of financial instruments, and their carrying amounts, are set out below:

Particulars	Note	As at 31 March 2020	As at 31 March 2019
Financial assets measured at fair value through profit or loss:			
Investments	4	0.22	0.40
Derivative assets	6	30.83	32.97
Financial assets measured at fair value through other comprehensive income:			
Investments	4	8.58	8.58
Financial assets measured at amortised cost:			
Investments	4	36.11	33.24
Loans	5	121.35	54.99
Other financial assets	6	47.89	78.23
Trade receivables	9	779.41	842.52
Cash and cash equivalents	10	15.93	5.89
Other bank balances	11	28.45	8.19
Total		**1,068.77**	**1,065.01**
Financial liabilities measured at fair value through profit or loss:			
Derivative liabilities	16	61.79	16.59
Financial liabilities measured at amortised cost:			
Borrowing (including current maturities of long term debt)	15,16 & 20	3,654.73	4,117.70
Other financial liabilities	16	537.61	421.39
Trade payables	21	2,432.57	2,320.13
Total		**6,686.70**	**6,875.81**

Investment in subsidiaries and associates are measured at cost as per Ind AS 27, 'Separate financial statements' and hence, not presented here.

B Fair values hierarchy

The fair value of financial instruments as referred to in note (A) above has been classified into three categories depending on the inputs used in the valuation technique. The hierarchy gives the highest priority to quoted prices in active markets for identical assets or liabilities [Level 1 measurements] and lowest priority to unobservable inputs [Level 3 measurements].

The categories used are as follows:

Level 1: Quoted prices for identical instruments in an active market;

Level 2: Directly (i.e. as prices) or indirectly (i.e. derived from prices) observable market inputs, other than Level 1 inputs; and

Level 3: Inputs which are not based on observable market data (unobservable inputs). Fair values are determined in whole or in part using a net asset value or valuation model based on assumptions that are neither supported by prices from observable current market transactions in the same instrument nor are they based on available market data.

B.1 Financial assets and liabilities measured at fair value - recurring fair value measurements

As at 31 March 2020	Note	Level 1	Level 2	Level 3	Total
Financial assets measured at fair value through profit or loss:					
Investments	4	0.22	-	-	**0.22**
Derivative assets	6	-	30.83	-	**30.83**
Financial assets measured at fair value through other comprehensive income:					
Investments	4	-	-	8.58	**8.58**
Financial liabilities measured at fair value through profit or loss:					
Derivative liabilities	16	-	61.79	-	**61.79**

As at 31 March 2019	Note	Level 1	Level 2	Level 3	Total
Financial assets measured at fair value through profit or loss:					
Investments	4	0.40	-	-	**0.40**
Derivative assets	6	-	32.97	-	**32.97**
Financial assets measured at fair value through other comprehensive income:					
Investments	4	-	-	8.58	**8.58**
Financial liabilities measured at fair value through profit or loss:					
Derivative liabilities	16	-	16.59	-	**16.59**

Valuation process and technique used to determine fair value

i. The fair value of investments in quoted equity shares is based on the current bid price of respective investment as at the balance sheet date.

ii. The fair value of investments in unquoted equity shares is estimated at their respective costs, since those companies do not have any significant operations and there has neither been any significant change in their performance since initial recognition nor there is any expectation of such changes in foreseeable future.

iii. The Company enters into forward contracts with banks for hedging foreign currency risk of its borrowings and receivables and payables arising from import and export of goods. Fair values of such forward contracts are determined based on spot current exchange rates and forward foreign currency exchange premiums on similar contracts for the remaining maturity on the balance sheet date.

B.2 Fair value of instruments measured at amortised cost

Fair value of instruments measured at amortised cost for which fair value is disclosed is as follows, these fair values are calculated using Level 3 inputs:

Particulars	31 March 2020		31 March 2019	
	Carrying value	Fair value	Carrying value	Fair value
Non-current financial assets				
Investments	33.80	34.31	33.24	31.36
Security deposits	24.19	25.35	25.23	26.17
Bank deposits with remaining maturity of more than 12 months	2.24	2.24	0.43	0.43
Loans	85.89	85.89	17.29	17.29
Non-current financial liabilities				
Security deposits	29.12	38.92	26.01	31.82
Borrowings	2,715.57	2,715.57	3,152.69	3,152.69

The management assessed that fair values of current loans, other current financial assets, cash and cash equivalents, other bank balances, trade receivables, current investments, short term borrowings, trade payables and other current financial liabilities approximate their respective carrying amounts largely due to the short-term maturities of these instruments. The fair value of the financial assets and liabilities is disclosed at the amount at which the instrument could be exchanged in a current transaction between willing parties, other than in a forced or liquidation sale. The following methods and assumptions were used to estimate the fair values:

i. Non-current investments, long-term loans and advances and non-current financial liabilities are evaluated by the Company based on parameters such as interest rates, individual creditworthiness of the counterparty/borrower and other market risk factors.

ii. The fair values of the Company's fixed interest-bearing liabilities, loans and receivables are determined by applying discounted cash flows ('DCF') method, using discount rate that reflects the issuer's borrowing rate as at the end of the reporting period. The own non-performance risk as at 31 March 2020 was assessed to be insignificant.

iii. Most of the long term borrowing facilities availed by the Company from unrelated parties are variable rate facilities which are subject to changes in underlying interest rate indices. Further, the credit spread on these facilities are subject to change with changes in Company's creditworthiness. The inter corporate deposit from the related party is also a variable rate facility which is subject to changes as notified by lender from time to time in accordance with prevailing market interest rates. The management believes that the current rate of interest on these loans are in close approximation from market rates applicable to the Company. Therefore, the management estimates that the fair value of these borrowings are approximate to their respective carrying values.

C Financial Risk Management

Risk Management

The Company's activities expose it to market risk, liquidity risk and credit risk. The Company's Board of Directors has overall responsibility for the establishment and oversight of the Company's risk management framework. This note explains the sources of risk which the entity is exposed to and how the entity manages the risk and the related impact in the financial statements.

Risk	Exposure arising from	Measurement	Management
Credit risk	Investments in redeemable preference shares and government securities, loans, Cash and cash equivalents, trade receivables, derivative financial instruments and other financial assets measured at amortised cost	Ageing analysis, Credit ratings	Bank deposits, diversification of asset base, credit limits
Liquidity risk	Borrowings and other liabilities	Rolling cash flow forecasts	Availability of committed credit lines and borrowing
Market risk - foreign exchange	Recognised financial assets and liabilities not denominated in Indian rupee (INR)	Cash flow forecasting	Forward foreign exchange contracts
Market risk - interest rate	Long-term borrowings at variable rates	Sensitivity analysis	Negotiation of terms that reflect the market factors
Market risk - security price	Investments in equity securities	Sensitivity analysis	Diversification of portfolio, with focus on strategic investments

The Company's risk management is carried out by a central treasury department (of the Company) under policies approved by the board of directors. The board of directors provides written principles for overall risk management, as well as policies covering specific areas, such as foreign exchange risk, interest rate risk, credit risk and investment of excess liquidity.

C.1 Credit risk

Credit risk is the risk that a counterparty fails to discharge its obligation to the Company. The Company's exposure to credit risk is influenced mainly by investments in redeemable preference shares, cash and cash equivalents, trade receivables, derivative financial instruments and other financial assets measured at amortised cost. The Company continuously monitors defaults of customers and other counterparties and incorporates this information into its credit risk controls.

(a) Credit risk management

The Company assesses and manages credit risk based on internal credit rating system. Internal credit rating is performed for each class of financial instruments with different characteristics. The Company assigns the following credit ratings to each class of financial assets based on the assumptions, inputs and factors specific to the class of financial assets.

(i) Low credit risk
(ii) Moderate credit risk
(iii) High credit risk

Based on business environment in which the Company operates, a default on a financial asset is considered when the counter party fails to make payments within the agreed time period as per contract. Loss rates reflecting defaults are based on actual credit loss experience and considering differences between current and historical economic conditions.

Assets are written off when there is no reasonable expectation of recovery, such as a debtor declaring bankruptcy or a litigation decided against the Company. The Company continues to engage with parties whose balances are written off and attempts to enforce repayment. Recoveries made are recognised in statement of profit and loss.

In respect of financial assets carried at amortised cost, other than trade receivables, the management has evaluated that as at 31 March 2020 and 31 March 2019, the credit risk is low and hence, allowance, if any, is measured at 12-month expected credit loss.

In respect of trade receivables, the Company is required to follow simplified approach and accordingly, allowance is recognised for lifetime expected credit losses.

Cash and cash equivalents and bank deposits

Credit risk related to cash and cash equivalents and bank deposits is managed by only accepting highly rated banks and diversifying bank deposits and accounts in different banks across the country.

Derivative financial instruments

Derivative financial instruments are considered to have low credit risk since the contracts are with reputable financial institutions, most of which have an 'investment grade' credit rating.

Trade receivables

Trade receivables are generally unsecured and non-interest bearing. There is no significant concentration of credit risk. The Company's credit risk management policy in relation to trade receivables involves periodically assessing the financial reliability of customers, taking into account their financial position, past experience and other factors. The utilization of credit limit is regularly monitored and a significant element of credit risk is covered by credit insurance. The Company's credit risk is mainly confined to the risk of customers defaulting against credit sales made. Outstanding trade receivables are regularly monitored by the Company. The Company has also taken advances and security deposits from its customers, which mitigate the credit risk to an extent. In respect of trade receivables, the Company recognises a provision for lifetime expected credit losses after evaluating the individual probabilities of default of its customers which are duly based on the inputs received from the marketing teams of the Company.

Other financial assets measured at amortised cost

Investments in redeemable preference shares of associate companies, loans (comprising security deposits and loan to a subsidiary) and other financial assets are considered to have low credit risk since there is a low risk of default by the counterparties owing to their strong capacity to meet contractual cash flow obligations in the near term. Credit risk related to these other financial assets is managed by monitoring the recoverability of such amounts continuously, while at the same time internal control system in place ensure the amounts are within defined limits.

(b) Expected credit losses for financial assets

(i) Financial assets (other than trade receivables)

Company provides for expected credit losses on loans and advances other than trade receivables by assessing individual financial instruments for expectation of any credit losses.

- For cash & cash equivalents, other bank balances and derivative financial instruments- Since the Company deals with only high-rated banks and financial institutions, credit risk in respect of cash and cash equivalents, derivative financial instruments, other bank balances and bank deposits is evaluated as very low.
- For loans comprising security deposits paid - Credit risk is considered low because the Company is in possession of the underlying asset.
- For other financial assets - Credit risk is evaluated based on Company knowledge of the credit worthiness of those parties and loss allowance is measured. For such financial assets, the Company policy is to provide for 12 month expected credit losses upon initial recognition and provide for lifetime expected credit losses upon significant increase in credit risk.

As at 31 March 2020 and 31 March 2019, management has evaluated that the probability of default of outstanding financial assets (other than trade receivables) is insignificant and therefore, no allowance for expected credit losses has been recognised.

(ii) Expected credit loss for trade receivables under simplified approach

In respect of trade receivables, the Company measures the loss allowance at an amount equal to lifetime expected credit losses using a simplified approach.

Based on evaluation of historical credit loss experience, management considers an insignificant probability of default in respect of receivables which are less than one year overdue. Receivables which are more than one year overdue are analysed individually and allowance for expected credit loss is recognised accordingly.

C.2 Liquidity risk

Liquidity risk is the risk that the Company will encounter difficulty in meeting the obligations associated with its financial liabilities that are settled by delivering cash or another financial asset. The Company's approach to managing liquidity is to ensure as far as possible, it will have sufficient liquidity to meet its liabilities when they are due.

Management monitors rolling forecasts of the Company liquidity position and cash and cash equivalents on the basis of expected cash flows. The Company takes into account the liquidity of the market in which the entity operates.

(a) Financing arrangements

The Company has access to the following undrawn borrowing facilities at the end of the reporting period:

Particulars	As at 31 March 2020	As at 31 March 2019
Secured*	623.57	652.15

* Working capital facilities due for review every year

(b) Maturities of financial liabilities

The tables below analyse the Company's financial liabilities into relevant maturity groupings based on their contractual maturities.

The amounts disclosed in the table are the contractual undiscounted cash flows. Balances due within 12 months equal their carrying amounts as the impact of discounting is not significant:

31 March 2020	Less than 1 year	1-2 year	2-3 year	More than 3 years	Total
Non-derivatives					
Borrowing (including current maturities of long term debt) along with estimated future interest	853.08	579.17	1,374.36	1,604.60	**4,411.21**
Short term borrowings	397.56	-	-	-	**397.56**
Security deposit	13.47	-	-	329.64	**343.11**
Trade payables	2,432.57	-	-	-	**2,432.57**
Other financial liabilities	421.74	12.41	12.41	119.87	**566.43**
Derivatives					
Derivative liability	61.79	-	-	-	**61.79**
Total	**4,180.21**	**591.58**	**1,386.77**	**2,054.11**	**8,212.67**

31 March 2019	Less than 1 year	1-2 year	2-3 year	More than 3 years	Total
Non-derivatives					
Borrowing (including current maturities of long term debt) along with estimated future interest	850.30	1,589.54	490.58	1907.48	**4,837.90**
Short term borrowings	472.97	-	-	-	**472.97**
Security deposit	13.00	-	-	329.64	**342.64**
Trade payables	2,320.13	-	-	-	**2,320.13**
Other financial liabilities	382.38	-	-	-	**382.38**
Derivatives					
Derivative liability	16.59	-	-	-	**16.59**
Total	**4,055.37**	**1,589.54**	**490.58**	**2,237.12**	**8,372.61**

C.3 Market risk

(a) Foreign currency risk

The Company is exposed to foreign exchange risk in the normal course of its business. Multiple currency exposures arise from commercial transactions like sales, purchases, borrowings, recognized financial assets and liabilities (monetary items). Certain transactions of the Company act as natural hedge as a portion of both assets and liabilities are denominated in similar foreign currencies. For the remaining exposure to foreign exchange risk, the Company adopts the policy of selective hedging based on risk perception of management. Foreign exchange hedging contracts are carried at fair value. Foreign currency exposures that are not hedged by derivative instruments outstanding as on the balance sheet date are as under:

Particulars	As at 31 March 2020		As at 31 March 2019	
	Foreign currency (in million)	Amount (₹ crores)	Foreign currency (in million)	Amount (₹ crores)
Loans and other financial assets				
USD	3.57	27.00	3.44	23.77
Trade receivables				
GBP	-	-	0.06	0.52
Borrowings				
USD	36.56	276.34	88.76	613.84
EURO	-	-	2.23	17.29
Trade payables				
USD	63.75	481.85	59.41	410.90
EURO	3.71	30.95	5.22	40.48
GBP	0.01	0.05	0.02	0.14
JPY	0.25	0.02	-	-
SGD	0.00	0.00	-	-

Foreign exchange risk sensitivity analysis has been performed on the foreign currency exposures in the Company's financial assets and financial liabilities at the reporting date, net of derivative contracts for hedging those exposures. Reasonably possible changes are based on an analysis of historic currency volatility, together with any relevant assumptions regarding near-term future volatility.

The impact on the Company's profit before tax and equity due to changes in the foreign currency exchange rates are given below:

Particulars	Year ended 31 March 2020	Year ended 31 March 2019
USD Sensitivity		
INR/USD - Increase by 5.45% (31 March 2019 - 6.82%)	(39.85)	(68.27)
INR/USD - Decrease by 5.45% (31 March 2019 - 6.82%)	39.85	68.27
GBP Sensitivity		
INR/GBP - Increase by 10.65% (31 March 2019 - 8.82%)	(0.01)	0.03
INR/GBP - Decrease by 10.65% (31 March 2019 - 8.82%)	0.01	(0.03)
Euro Sensitivity		
INR/EURO - Increase by 7.57% (31 March 2019 - 7.26%)	(2.34)	(4.19)
INR/EURO - Decrease by 7.57% (31 March 2019 - 7.26%)	2.34	4.19

(b) Interest rate risk

(i) Financial liabilities

The Company's policy is to minimise interest rate cash flow risk exposures on external financing. At 31 March 2020 and 31 March 2019, the Company is exposed to changes in interest rates through bank borrowings carrying variable interest rates. The Company's investments in fixed deposits carry fixed interest rates.

Interest rate risk exposure

Below is the overall exposure of the Company to interest rate risk:

Particulars	As at 31 March 2020	As at 31 March 2019
Variable rate borrowing	3,556.43	3,219.42
Fixed rate borrowing	98.30	898.28
Total borrowings	**3,654.73**	**4,117.70**

Sensitivity

Below is the sensitivity of profit or loss to changes in interest rates.

Particulars	As at 31 March 2020	As at 31 March 2019
Interest sensitivity*		
Interest rates – increase by 50 basis points	11.57	10.47
Interest rates – decrease by 50 basis points	(11.57)	(10.47)

** Holding all other variables constant*

(ii) Financial assets

The Company's investments in redeemable preference shares of its associate companies and government securities, loan to a related party and deposits with banks are carried at amortised cost and are fixed rate instruments. They are, therefore, not subject to interest rate risk as defined in Ind AS 107, since neither the carrying amount nor the future cash flows will fluctuate because of a change in market interest rates.

(c) Price risk

(i) Exposure

The Company's exposure to price risk arises from investments held and classified in the balance sheet either as fair value through other comprehensive income or at fair value through profit or loss. To manage the price risk arising from investments, the Company diversifies its portfolio of assets.

(ii) Sensitivity

The table below summarises the impact of increases/decreases of the index on the Company's equity and profit for the period:

Impact on profit before tax

Particulars	As at 31 March 2020	As at 31 March 2019
Quoted equity		
Price increase by 5% - FVTPL	0.01	0.02
Price decrease by 5% - FVTPL	(0.01)	(0.02)

47 Capital Management

The Company's capital management objectives are to ensure the Company's ability to continue as a going concern and to provide an adequate return to shareholders.

The Company manages its capital structure and makes adjustments to it in the light of changes in economic conditions and the risk characteristics of the underlying assets. In order to maintain or adjust the capital structure, the Company may adjust the amount of dividends paid to shareholders, return capital to shareholders, issue new shares or sell assets to reduce debt.

The Company monitors capital on the basis of its gearing ratio, debt equity ratio and ratio of net debts to its earnings before interest, tax, depreciation and amortisation (EBITDA)

Debt equity ratio

Particulars	As at 31 March 2020	As at 31 March 2019
Total borrowings (including current maturities of long term debt)	3,654.73	4,117.70
Less: Cash and cash equivalents	15.93	5.89
Net debt	**3,638.80**	**4,111.81**
Total equity	2,657.32	2,474.51
Net debt to equity ratio	**136.93%**	**166.17%**

Ratio of net debt to EBITDA

Particulars	As at 31 March 2020	As at 31 March 2019
Profit before exceptional item and tax	**236.05**	**214.35**
Less: Other income	36.98	27.58
Add: Depreciation and amortisation expense	408.86	335.08
Add: Finance cost	566.89	614.09
EBITDA	**1,174.82**	**1,135.94**
Net debt	3,638.80	4,111.81
Ratio of net debt to EBITDA	**3.10**	**3.62**

Gearing ratio

Particulars	As at 31 March 2020	As at 31 March 2019
Total borrowings (including current maturities of long term debt)	3,654.73	4,117.70
Less: Cash and cash equivalents	15.93	5.89
Net debt	**3,638.80**	**4,111.81**
Total equity	2,657.32	2,474.51
Equity and net debt	**6,296.12**	**6,586.32**
Gearing ratio	**57.79%**	**62.43%**

This is the summary of significant accounting policies and other explanatory information referred in our report of even date.

For and on behalf of the Board of Directors

For Walker Chandiok & Co LLP
Chartered Accountants
FRN 001076N/N500013

Abhyuday Jindal
Managing Director
DIN: 07290474

Tarun Kumar Khulbe
Whole Time Director
DIN: 07302532

Siddharth Talwar
Partner
Membership No.: 512752

Anurag Mantri
Chief Financial Officer

Navneet Raghuvanshi
Company Secretary

Place: Faridabad
Date: 06 June 2020

Place: New Delhi

Independent Auditor's Report

To the Members of Jindal Stainless Limited

Report on the Audit of the Consolidated Financial Statements

Opinion

1. We have audited the accompanying consolidated financial statements of Jindal Stainless Limited ('the Holding Company') and its subsidiaries (the Holding Company and its subsidiaries together referred to as 'the Group') and its associates, as listed in Annexure 1, which comprise the Consolidated Balance Sheet as at 31 March 2020, the Consolidated Statement of Profit and Loss (including Other Comprehensive Income), the Consolidated Cash Flow Statement and the Consolidated Statement of Changes in Equity for the year then ended, and a summary of the significant accounting policies and other explanatory information.

2. In our opinion and to the best of our information and according to the explanations given to us and based on the consideration of the reports of the other auditors on separate financial statements and on the other financial information of the subsidiaries and associates, the aforesaid consolidated financial statements give the information required by the Companies Act, 2013 ('Act') in the manner so required and give a true and fair view in conformity with the accounting principles generally accepted in India including Indian Accounting Standards ('Ind AS') specified under section 133 of the Act, of the consolidated state of affairs of the Group and its associates, as at 31 March 2020, and their consolidated profit (including other comprehensive income), consolidated cash flows and the consolidated changes in equity for the year ended on that date.

Basis for Opinion

3. We conducted our audit in accordance with the Standards on Auditing specified under section 143(10) of the Act. Our responsibilities under those standards are further described in the Auditor's Responsibilities for the Audit of the Consolidated Financial Statements section of our report. We are independent of the Company in accordance with the Code of Ethics issued by the Institute of Chartered Accountants of India ('ICAI') together with the ethical requirements that are relevant to our audit of the financial statements under the provisions of the Act and the rules thereunder, and we have fulfilled our other ethical responsibilities in accordance with these requirements and the Code of Ethics. We believe that the audit evidence we have obtained and the audit evidence obtained by the other auditors in terms of their reports referred to in paragraph 15 of the Other Matters section below, is sufficient and appropriate to provide a basis for our opinion.

Key Audit Matters

4. Key audit matters are those matters that, in our professional judgment and based on the consideration of the reports of the other auditors on separate financial statements and on the other financial information of the subsidiaries and associates, were of most significance in our audit of the consolidated financial statements of the current period. These matters were addressed in the context of our audit of the consolidated financial statements as a whole, and in forming our opinion thereon, and we do not provide a separate opinion on these matters.

5. We have determined the matters described below to be the key audit matters to be communicated in our report:

Key audit matter	How our audit addressed the key audit matter
Carrying amount of investment in an associate company and net assets of a subsidiary company The Group has investment in equity instruments of its associate company, Jindal United Steel Limited amounting to ₹ 168.90 crores and carries net assets amounting to ₹ 42.51 crores in respect of a subsidiary, PT. Jindal Stainless Indonesia in its consolidated financial statements. The Group assesses recoverability of the investment in associate and net assets of the subsidiary, which is a cash generating unit ('CGU'), when impairment indicators exist by comparing the fair value (less costs of disposal) of investment in associate and value in use of CGU with carrying amounts thereof as on the reporting date in accordance with Ind AS 36, Impairment of Assets. The fair value of the investment in associate and value in use of the CGU is determined by a management-appointed independent valuation specialist based on discounted cash flow ('DCF') method. The process of computation of such fair value (less costs of disposal) and value in use using DCF method is complex. Management's assessment of such valuations requires estimation and judgement around assumptions used. The key assumptions underpinning management's assessment include, but are not limited to, projections of future cash flows, growth rates, discount rates, estimated future operating and capital expenditure.	Our audit procedures were focused on obtaining sufficient appropriate audit evidence that the carrying amounts of investment in the associate, Jindal United Steel Limited and net assets of the subsidiary, PT. Jindal Stainless Indonesia are not materially misstated. These procedures included, but were not limited to, the following: We obtained an understanding of management's processes and controls for determining the fair valuation of investment in associate and value in use of the CGU. The understanding was obtained by performance of walkthroughs which included inspection of documents produced by the Group and discussion with those involved in the process of valuation. In addition to the evaluation of design and testing the operating effectiveness of controls implemented for identification of impairment indicators and measurement of impairment provisions, we also performed the following procedures: • Assessed the qualification and objectivity of the management-appointed independent valuation specialist to determine the fair value of investment in associate and value in use of the CGU; • Assessed the appropriateness of valuation methodology used with the help of an auditor's expert, and tested the mathematical accuracy of management's model; • Reconciled the cash flow projections to the business plans approved by the Group's management; • Challenged the management's assessment of underlying assumptions used for the cash flow projections including the implied growth rates, considering evidence available including the impact of COVID-19 pandemic, where appropriate to support these assumptions and our understanding of the business; • Tested the discount rate and long-term growth rates used in the forecast including comparison to economic and industry forecasts where appropriate; • Evaluated the sensitivity analysis performed by management in respect of the key assumptions such as discount and growth rates to ensure there was sufficient headroom with respect to the estimation uncertainty impact of such assumptions on the fair value and value in use calculation; • Engaged internal valuation experts to obtain additional comfort on the valuation technique used by management's valuation expert;

Key audit matter	How our audit addressed the key audit matter
The application of significant judgment in this matter required substantial involvement of internal valuation experts on the audit engagement. Accordingly, assessment of impairment losses to be recognised, if any, on the carrying amounts of investment in the associate company and net assets of the CGU has been considered as be a key audit matter for current year's audit.	• Obtained written representations from management and those charged with governance on whether the significant assumptions used in valuation of the investment in the associate company and value in use of the CGU are considered reasonable; • Ensured that disclosure in relation to investment in associate and net assets of subsidiary have been appropriately made in the consolidated financial statements including the related impairment indicators.
Recoverability of Minimum Alternate Tax (MAT) Credit As at 31 March 2020, the Holding Company has recognised Minimum Alternate Tax (MAT) credit amounting ₹ 77.65 crores, within deferred tax assets. On that date, the Holding Company also has unabsorbed depreciation amounting to ₹ 2,352.23 crores and brought forward business losses amounting to ₹ 115.04 crores. The recognition of a deferred tax asset in the form of MAT credit is based on management's estimate of taxable and accounting profits in future, which are underpinned by the Holding Company's price assumptions and business plans, and tax adjustments required to be made in the taxable profit computations, as per the provisions of Income Tax Act, 1961 (IT Act). Estimating recoverability of MAT credit also requires significant judgments, including the timing of reversals of unabsorbed depreciation. Considering the materiality of the amounts involved and inherent subjectivity requiring significant judgment involved in the determination of utilization of MAT credit through estimation of future taxable profits, this area was considered to be of most	Our procedures in relation to assessment of MAT credit recognised as at reporting date included, but were not limited to, the following: • Obtained and updated our understanding of the management's process of computation of future accounting and taxable profits of the Holding Company, and expected utilization of available MAT credit within specified time period as per provisions of the IT Act. • Evaluated the design of and tested the operating effectiveness of controls around the preparation of underlying business plans, future taxable profit computation, and assessment of recognition of MAT credit at year end. • Reconciled the business results projections to the future business plans approved by the Holding Company's board of directors; • Challenged the management's assessment of underlying assumptions used for the business results projections including expected capacity expansion and utilisation, implied growth rates and expected prices considering evidence available to support these assumptions and our understanding of the business; • Tested the growth rates used in the forecast by comparing them to past trends and to economic and industry forecasts where appropriate including the impact of COVID-19 pandemic; • Performed independent sensitivity analysis in respect of the key assumptions such as growth rates to ensure there was sufficient headroom with respect to the estimation uncertainty impact of such assumptions on the timing of reversal of unabsorbed depreciation and utilisation of MAT credit; • Tested the computations of future taxable profits, including testing of the adjustments made in such computations with respect to tax-allowed and tax-disallowed items, other tax rebates and deductions available to the Holding Company, and

Key audit matter	How our audit addressed the key audit matter
significance to the audit and determined to be a key audit matter.	tested the computation of MAT liability in such future years, in accordance with the provisions of the IT Act. • Evaluated the historical accuracy of the estimates made in the prior periods with respect to business projections and aforesaid tax computations. • Tested the mathematical accuracy of management's projections and tax computations. • Based on aforesaid computations, assessed the appropriateness of management's estimate of likelihood of utilization of MAT credit within the time period specified and in accordance with the provisions of the IT Act. • Engaged the internal tax experts to assess the accuracy of MAT credit recognised in the consolidated financial statements. • Evaluated the appropriateness and adequacy of the disclosures related to MAT credit in the consolidated financial statements in accordance with the applicable accounting standards.

Information other than the Consolidated Financial Statements and Auditor's Report thereon

6. The Holding Company's Board of Directors are responsible for the other information. The other information comprises the information included in the Annual Report but does not include the consolidated financial statements and our auditor's report thereon. The Annual Report is expected to be made available to us after the date of this auditor's report.

Our opinion on the consolidated financial statements does not cover the other information and we will not express any form of assurance conclusion thereon.

In connection with our audit of the consolidated financial statements, our responsibility is to read the other information identified above when it becomes available and, in doing so, consider whether the other information is materially inconsistent with the consolidated financial statements or our knowledge obtained in the audit or otherwise appears to be materially misstated.

When we read the Annual Report, if we conclude that there is a material misstatement therein, we are required to communicate the matter to those charged with governance.

Responsibilities of Management and Those Charged with Governance for the Consolidated Financial Statements

7. The accompanying consolidated financial statements have been approved by the Holding Company's Board of Directors. The Holding Company's Board of Directors is responsible for the matters stated in section 134(5) of the Act with respect to the preparation of these consolidated financial statements that give a true and fair view of the consolidated state of affairs (consolidated financial position), consolidated profit or loss (consolidated financial performance including other comprehensive income), consolidated changes in equity and consolidated cash flows of the Group including its associates in accordance with the accounting principles generally accepted in India,

including the Ind AS specified under section 133 of the Act. The Holding Company's Board of Directors is also responsible for ensuring accuracy of records including financial information considered necessary for the preparation of consolidated Ind AS financial statements. Further, in terms of the provisions of the Act, the respective Board of Directors /management of the companies included in the Group, and its associate companies covered under the Act are responsible for maintenance of adequate accounting records in accordance with the provisions of the Act for safeguarding the assets and for preventing and detecting frauds and other irregularities; selection and application of appropriate accounting policies; making judgments and estimates that are reasonable and prudent; and design, implementation and maintenance of adequate internal financial controls, that were operating effectively for ensuring the accuracy and completeness of the accounting records, relevant to the preparation and presentation of the financial statements that give a true and fair view and are free from material misstatement, whether due to fraud or error. These financial statements have been used for the purpose of preparation of the consolidated financial statements by the Directors of the Holding Company, as aforesaid.

8. In preparing the consolidated financial statements, the respective Board of Directors of the companies included in the Group and of its associates are responsible for assessing the ability of the Group and of its associates to continue as a going concern, disclosing, as applicable, matters related to going concern and using the going concern basis of accounting unless the Board of Directors either intend to liquidate the Group or to cease operations, or has no realistic alternative but to do so.

9. Those Board of Directors are also responsible for overseeing the financial reporting process of the companies included in the Group and of its associates.

Auditor's Responsibilities for the Audit of the Financial Statements

10. Our objectives are to obtain reasonable assurance about whether the financial statements as a whole are free from material misstatement, whether due to fraud or error, and to issue an auditor's report that includes our opinion. Reasonable assurance is a high level of assurance but is not a guarantee that an audit conducted in accordance with Standards on Auditing will always detect a material misstatement when it exists. Misstatements can arise from fraud or error and are considered material if, individually or in the aggregate, they could reasonably be expected to influence the economic decisions of users taken on the basis of these financial statements.

11. As part of an audit in accordance with Standards on Auditing, we exercise professional judgment and maintain professional skepticism throughout the audit. We also:

- Identify and assess the risks of material misstatement of the financial statements, whether due to fraud or error, design and perform audit procedures responsive to those risks, and obtain audit evidence that is sufficient and appropriate to provide a basis for our opinion. The risk of not detecting a material misstatement resulting from fraud is higher than for one resulting from error, as fraud may involve collusion, forgery, intentional omissions, misrepresentations, or the override of internal control;

- Obtain an understanding of internal control relevant to the audit in order to design audit procedures that are appropriate in the circumstances. Under section 143(3)(i) of the Act, we are also responsible for expressing our opinion on whether the Holding Company has adequate internal financial controls with reference to financial statements in place and the operating effectiveness of such controls;

- Evaluate the appropriateness of accounting policies used and the reasonableness of accounting estimates and related disclosures made by management;

- Conclude on the appropriateness of management's use of the going concern basis of accounting and, based on the audit evidence obtained, whether a material uncertainty exists related to events or conditions that may cast significant doubt on the ability of the Group and its associates to continue as a going concern. If we conclude that a material uncertainty exists, we are required to draw attention in our auditor's report to the related disclosures in the financial statements or, if such disclosures are inadequate, to modify our opinion. Our conclusions are based on the audit evidence obtained up to the date of our auditor's report. However, future events or conditions may cause the Group and its associates to cease to continue as a going concern; and

- Evaluate the overall presentation, structure and content of the financial statements, including the disclosures, and whether the financial statements represent the underlying transactions and events in a manner that achieves fair presentation;

- Obtain sufficient appropriate audit evidence regarding the financial information of the entities within the Group, and its associates, to express an opinion on the financial statements. We are responsible for the direction, supervision and performance of the audit of financial statements of Holding Company included in the financial statements, of which we are the independent auditors. For the other entities included in the financial statements, which have been audited by the other auditors, such other auditors remain responsible for the direction, supervision and performance of the audits carried out by them. We remain solely responsible for our audit opinion.

12. We communicate with those charged with governance regarding, among other matters, the planned scope and timing of the audit and significant audit findings, including any significant deficiencies in internal control that we identify during our audit.

13. We also provide those charged with governance with a statement that we have complied with relevant ethical requirements regarding independence, and to communicate with them all relationships and other matters that may reasonably be thought to bear on our independence, and where applicable, related safeguards.

14. From the matters communicated with those charged with governance, we determine those matters that were of most significance in the audit of the financial statements of the current period and are therefore the key audit matters. We describe these matters in our auditor's report unless law or regulation precludes public disclosure about the matter or when, in extremely rare circumstances, we determine that a matter should not be communicated in our report because the adverse consequences of doing so would reasonably be expected to outweigh the public interest benefits of such communication.

Other Matter

15. We did not audit the financial statements of five subsidiaries, whose financial statements reflect total assets of ₹ 915.96 crores and net assets of ₹ 127.38 crores as at 31 March 2020, total revenues of ₹ 1,148.55 crores and net cash outflows amounting to ₹ 6.16 crores for the year ended on that date, as considered in the consolidated financial statements. The consolidated financial statements also include the Group's share of net loss (including

other comprehensive income) of ₹ 7.95 crores for the year ended 31 March 2020, as considered in the consolidated financial statements, in respect of three associates, whose financial statements have not been audited by us. These financial statements have been audited by other auditors whose reports have been furnished to us by the management and our opinion on the consolidated financial statements, in so far as it relates to the amounts and disclosures included in respect of these subsidiaries and associates, and our report in terms of sub-section (3) of Section 143 of the Act, in so far as it relates to the aforesaid subsidiaries and associates, are based solely on the reports of the other auditors.

Further, of these subsidiaries, four subsidiaries are located outside India whose financial statements and other financial information have been prepared in accordance with accounting principles generally accepted in their respective countries and which have been audited by other auditors under generally accepted auditing standards applicable in their respective countries. The Holding Company's management has converted the financial statements of such subsidiaries and associates located outside India from accounting principles generally accepted in their respective countries to accounting principles generally accepted in India. We have audited these conversion adjustments made by the Holding Company's management. Our opinion on the consolidated financial statements, in so far as it relates to the balances and affairs of such subsidiaries and associates located outside India, are based on the report of other auditors and the conversion adjustments prepared by the management of the Holding Company and audited by us.

Our opinion above on the consolidated financial statements, and our report on other legal and regulatory requirements below, are not modified in respect of the above matters with respect to our reliance on the work done by and the reports of the other auditors.

Report on Other Legal and Regulatory Requirements

16. As required by section 197(16) of the Act, based on our audit and on the consideration of the reports of the other auditors, referred to in paragraph 15, on separate financial statements of the subsidiaries and associates, we report that the Holding Company and two associate companies covered under the Act paid remuneration to their respective directors during the year in accordance with the provisions of and limits laid down under section 197 read with Schedule V to the Act. Further, we report that the provisions of section 197 read with Schedule V to the Act are not applicable to one associate company covered under the Act, since such company is not a public company as defined under section 2(71) of the Act and that one subsidiary company covered under the Act has not paid or provided for any managerial remuneration during the year. Accordingly, reporting under section 197(16) of the Act is not applicable in respect of such subsidiary company.

17. As required by Section 143 (3) of the Act, based on our audit and on the consideration of the reports of the other auditors on separate financial statements and other financial information of the subsidiaries and associates, we report, to the extent applicable, that:

    a) we have sought and obtained all the information and explanations which to the best of our knowledge and belief were necessary for the purpose of our audit of the aforesaid consolidated financial statements;

    b) in our opinion, proper books of account as required by law relating to preparation of the aforesaid consolidated financial statements have been kept so far as it appears from our examination of those books and the reports of the other auditors;

c) the consolidated financial statements dealt with by this report are in agreement with the relevant books of account maintained for the purpose of preparation of the consolidated financial statements;

d) in our opinion, the aforesaid consolidated financial statements comply with Ind AS specified under section 133 of the Act;

e) on the basis of the written representations received from the directors of the Holding Company and taken on record by the Board of Directors of the Holding Company and the reports of the statutory auditors of its subsidiary companies and associate companies covered under the Act, none of the directors of the Group companies and its associate companies covered under the Act, are disqualified as on 31 March 2020 from being appointed as a director in terms of Section 164(2) of the Act;

f) with respect to the adequacy of the internal financial controls with reference to financial statements of the Holding Company, and its subsidiary companies and associate companies covered under the Act, and the operating effectiveness of such controls, refer to our separate report in 'Annexure I'; and

g) with respect to the other matters to be included in the Auditor's Report in accordance with rule 11 of the Companies (Audit and Auditors) Rules, 2014 (as amended), in our opinion and to the best of our information and according to the explanations given to us and based on the consideration of the report of the other auditors on separate financial statements as also the other financial information of the subsidiaries and associates:

   i. the consolidated financial statements disclose the impact of pending litigations on the consolidated financial position of the Group and its associates as detailed in Note 35 to the consolidated financial statements;

   ii. the Holding Company and its associates did not have any long-term contracts including derivative contracts for which there were any material foreseeable losses as at 31 March 2020;

   iii. there has been no delay in transferring amounts, required to be transferred, to the Investor Education and Protection Fund by the Holding Company, and its subsidiary companies and associate companies during the year ended 31 March 2020; and

   iv. the disclosure requirements relating to holdings as well as dealings in specified bank notes were applicable for the period from 8 November 2016 to 30 December 2016, which are not relevant to these consolidated financial statements. Hence, reporting under this clause is not applicable.

For **Walker Chandiok & Co LLP**
Chartered Accountants
Firm's Registration No.: 001076N/N500013

Siddharth Talwar
Partner
Membership No.: 512752
UDIN: 20512752AAAACI6875

Place: Faridabad
Date: 06 June 2020

Annexure 1

List of entities included in the Consolidated Financial Statements

S. No.	Name	Relation
1	PT. Jindal Stainless Indonesia	Subsidiary
2	Jindal Stainless FZE	Subsidiary
3	JSL Group Holding Pte. Limited	Subsidiary
4	Iberjindal S.L.	Subsidiary
5	Jindal Stainless Park Limited	Subsidiary
6	Jindal United Steel Limited	Associate
7	Jindal Coke Limited	Associate
8	Jindal Stainless Corporate Management Service Private Limited	Associate

Annexure I

Independent Auditor's Report on the internal financial controls with reference to financial statements under Clause (i) of Sub-section 3 of Section 143 of the Companies Act, 2013 ('the Act')

1. In conjunction with our audit of the consolidated financial statements of Jindal Stainless Limited ('the Holding Company') and its subsidiaries (the Holding Company and its subsidiaries together referred to as 'the Group') and its associates as at and for the year ended 31 March 2020, we have audited the internal financial controls with reference to financial statements of the Holding Company, its subsidiary companies and its associate companies, which are companies covered under the Act, as at that date.

Responsibilities of Management and Those Charged with Governance for Internal Financial Controls

2. The respective Board of Directors of the Holding Company, its subsidiary companies, its associate companies and joint venture companies, which are companies covered under the Act, are responsible for establishing and maintaining internal financial controls based on the internal financial controls over financial reporting criteria established by the Company considering the essential components of internal control stated in the Guidance Note on Audit of Internal Financial Controls over Financial Reporting ('the Guidance Note') issued by the Institute of Chartered Accountants of India ('ICAI'). These responsibilities include the design, implementation and maintenance of adequate internal financial controls that were operating effectively for ensuring the orderly and efficient conduct of the Company's business, including adherence to the Company's policies, the safeguarding of its assets, the prevention and detection of frauds and errors, the accuracy and completeness of the accounting records, and the timely preparation of reliable financial information, as required under the Act.

Auditor's Responsibility for the Audit of the Internal Financial Controls with Reference to Financial Statements

3. Our responsibility is to express an opinion on the internal financial controls with reference to financial statements of the Holding Company, its subsidiary companies and its associate companies, as aforesaid, based on our audit. We conducted our audit in accordance with the Standards on Auditing issued by the ICAI prescribed under Section 143(10) of the Act, to the extent applicable to an audit of internal financial controls with reference to financial statements, and the Guidance Note issued by the ICAI. Those Standards and the Guidance Note require that we comply with ethical requirements and plan and perform the audit to obtain reasonable assurance about whether adequate internal financial controls with reference to financial statements were established and maintained and if such controls operated effectively in all material respects.

4. Our audit involves performing procedures to obtain audit evidence about the adequacy of the internal financial controls with reference to financial statements and their operating effectiveness. Our audit of internal financial controls with reference to financial statements includes obtaining an understanding of such internal financial controls, assessing the risk that a material weakness exists, and testing and evaluating the design and operating effectiveness of internal control based on the assessed risk. The procedures selected depend on the auditor's judgement, including the assessment of the risks of material misstatement of the financial statements, whether due to fraud or error.

5. We believe that the audit evidence we have obtained and the audit evidence obtained by the other auditors in terms of their reports referred to in the Other Matter paragraph below, is sufficient and appropriate to provide a basis for our audit opinion on the internal financial controls with reference to financial statements of the Holding Company, its subsidiary companies and its associate companies as aforesaid.

Meaning of Internal Financial Controls with Reference to Financial Statements

6. A company's internal financial controls with reference to financial statements is a process designed to provide reasonable assurance regarding the reliability of financial reporting and the preparation of financial statements for external purposes in accordance with generally accepted accounting principles. A company's internal financial controls with reference to financial statements include those policies and procedures that (1) pertain to the maintenance of records that, in reasonable detail, accurately and fairly reflect the transactions and dispositions of the assets of the company; (2) provide reasonable assurance that transactions are recorded as necessary to permit preparation of financial statements in accordance with generally accepted accounting principles, and that receipts and expenditures of the company are being made only in accordance with authorisations of management and directors of the company; and (3) provide reasonable assurance regarding prevention or timely detection of unauthorised acquisition, use, or disposition of the company's assets that could have a material effect on the financial statements.

Inherent Limitations of Internal Financial Controls with Reference to Financial Statements

7. Because of the inherent limitations of internal financial controls with reference to financial statements, including the possibility of collusion or improper management override of controls, material misstatements due to error or fraud may occur and not be detected. Also, projections of any evaluation of the internal financial controls with reference to financial statements to future periods are subject to the risk that the internal financial controls with reference to financial statements may become inadequate because of changes in conditions, or that the degree of compliance with the policies or procedures may deteriorate.

Opinion

8. In our opinion and based on the consideration of the reports of the other auditors on internal financial controls with reference to financial statements of the subsidiary companies and associate companies, the Holding Company its subsidiary companies and its associate companies, which are companies covered under the Act, have in all material respects, adequate internal financial controls with reference to financial statements and such controls were operating effectively as at 31 March 2020, based on Internal control over financial reporting criteria established by the Company considering the essential components of internal control stated in the Guidance Note issued by ICAI.

Annexure I to the Independent Auditor's Report of even date to the members of Jindal Stainless Limited on the consolidated financial statements for the year ended 31 March 2020

Other Matter

9. We did not audit the internal financial controls with reference to financial statements insofar as it relates to one subsidiary company, which is company covered under the Act, whose financial statements reflect total assets of ₹ 0.05 crores and net assets of ₹ 0.04 crores as at 31 March 2020, total revenues of ₹ Nil and net cash outflows amounting to ₹ 0.003 crores for the year ended on that date, as considered in the consolidated financial statements. The consolidated financial statements also include the Group's share of net loss (including other comprehensive income) of ₹ 7.95 crores for the year ended 31 March 2020, in respect of three associate companies, which are companies covered under the Act, whose internal financial controls with reference to financial statements have not been audited by us. The internal financial controls with reference to financial statements in so far as it relates to such subsidiary company, and associate companies have been audited by other auditors whose reports have been furnished to us by the management and our report on the adequacy and operating effectiveness of the internal financial controls with reference to financial statements for the Holding Company, its subsidiary companies, and its associate companies, as aforesaid, under Section 143(3)(i) of the Act in so far as it relates to such subsidiary company and associate companies is based solely on the reports of the auditors of such companies. Our opinion is not modified in respect of this matter with respect to our reliance on the work done by and on the reports of the other auditors.

For **Walker Chandiok & Co LLP**
Chartered Accountants
Firm's Registration No.: 001076N/N500013

Siddharth Talwar
Partner
Membership No.: 512752
UDIN: 20512752AAAACI6875

Place: Faridabad
Date: 06 June 2020

JINDAL STAINLESS LIMITED
Consolidated Balance Sheet as at 31 March 2020
(All amounts in ₹ crores, unless otherwise stated)

	Note	As at 31 March 2020	As at 31 March 2019
ASSETS			
Non-current assets			
Property, plant and equipment	**2**	6,148.37	6,315.19
Capital work-in-progress	**2A**	12.58	23.50
Goodwill		0.12	0.12
Other intangible assets	**3**	32.09	29.42
Intangible assets under development	**3A**	2.40	5.64
Investments accounted for using equity method	**4**	310.08	277.11
Financial assets			
Investments	**4**	135.90	176.33
Loans	**5**	105.26	38.95
Other financial assets	**6**	2.24	0.43
Income tax assets (net)	**12**	26.46	31.12
Other non-current assets	**7**	75.74	36.21
Current assets			
Inventories	**8**	2,738.98	2,414.61
Financial assets			
Investments	**4**	2.53	0.40
Trade receivables	**9**	705.19	919.38
Cash and cash equivalents	**10**	40.21	36.33
Bank balances other than above	**11**	28.45	8.89
Loans	**5**	5.17	7.87
Other financial assets	**6**	78.32	137.25
Income tax assets (net)	**12**	-	21.25
Other current assets	**7**	227.45	234.62
Total		**10,677.54**	**10,714.62**
EQUITY AND LIABILITIES			
EQUITY			
Equity share capital	**13**	97.45	95.84
Other equity	**14**	2,619.79	2,494.98
Non-controlling interest		13.02	11.72
LIABILITIES			
Non-current liabilities			
Financial liabilities			
Borrowings	**15**	2,715.57	3,152.69
Other financial liabilities	**16**	102.40	26.01
Provisions	**17**	16.89	14.55
Deferred tax liabilities (net)	**18**	190.30	132.25
Other non-current liabilities	**19**	324.05	336.72

JINDAL STAINLESS LIMITED
Consolidated Balance Sheet as at 31 March 2020
(All amounts in ₹ crores, unless otherwise stated)

	Note	As at 31 March 2020	As at 31 March 2019
Current liabilities			
Financial liabilities			
Borrowings	**20**	645.73	742.99
Trade payables			
Total outstanding dues to micro and small enterprises	**21**	87.28	77.44
Total outstanding dues of creditors other than micro and small enterprises	**21**	2,572.30	2,410.89
Other financial liabilities	**16**	1,042.75	953.02
Current tax liabilities (net)	**22**	0.72	1.57
Other current liabilities	**19**	248.40	263.33
Provisions	**17**	0.89	0.62
Total		**10,677.54**	**10,714.62**

Summary of significant accounting policies **1**

The summary of significant accounting policies and other explanatory information are an integral part of the consolidated financial statements.

This is the Consolidated Balance Sheet referred to in our report of even date	For and on behalf of the Board of Directors	
For Walker Chandiok & Co LLP Chartered Accountants FRN 001076N/N500013	**Abhyuday Jindal** Managing Director DIN: 07290474	**Tarun Kumar Khulbe** Whole Time Director DIN: 07302532
Siddharth Talwar Partner Membership No.: 512752	**Anurag Mantri** Chief Financial Officer	**Navneet Raghuvanshi** Company Secretary
Place: Faridabad	Place: New Delhi	
Date: 06 June 2020		

JINDAL STAINLESS LIMITED
Consolidated Statement of Profit & Loss for the year ended on 31 March 2020
(All amounts in ₹ crores, unless otherwise stated)

	Note	Year ended 31 March 2020	Year ended 31 March 2019
INCOME			
Revenue from operations	**23**	12,950.87	13,557.33
Other income	**24**	39.89	32.61
Total		**12,990.76**	**13,589.94**
EXPENSES			
Cost of materials consumed		8,217.86	8,694.86
Purchases of stock-in-trade		487.86	698.08
Changes in inventories of finished goods, work in progress and stock-in-trade	**25**	(127.23)	(217.72)
Employee benefits expense	**26**	204.53	211.91
Finance costs	**27**	585.53	636.87
Depreciation and amortisation expense	**28**	425.16	351.50
Other expenses	**29**	3,028.37	3,005.63
Total		**12,822.08**	**13,381.13**
Profit before exceptional items, tax and share of profit/(loss) of investments accounted for using equity method		**168.68**	**208.81**
Share of profit/(loss) of investments accounted for using equity method		(7.86)	12.23
Profit before exceptional items and tax		**160.82**	**221.04**
Exceptional items	**37**	4.44	0.67
Profit before tax		**165.26**	**221.71**
Tax expense	**30**		
Current tax		1.26	2.73
Deferred tax		72.43	73.34
Taxes in relation to earlier years		18.95	0.53
Total tax expenses		**92.64**	**76.60**
Net profit for the year		**72.62**	**145.11**
Other comprehensive income			
Items that will not be reclassified to profit or loss			
Re-measurements of defined employee benefit plans		(1.10)	0.07
Income tax effect on above		0.38	0.04
Share of other comprehensive income of investments accounted for using equity method		(0.10)	(0.09)
Items that will be reclassified to profit or loss			
Exchange difference in translating the financial statments of foreign operation		8.16	(2.46)
Total other comprehensive income		**7.34**	**(2.44)**
Total comprehensive income for the year		**79.96**	**142.67**
Profit for the year attributable to:			
Owners of the Company		**71.32**	**142.38**
Non-controlling interest		**1.30**	**2.73**

JINDAL STAINLESS LIMITED
Consolidated Statement of Profit & Loss for the year ended on 31 March 2020
(All amounts in ₹ crores, unless otherwise stated)

	Note	Year ended 31 March 2020	Year ended 31 March 2019
Other comprehensive income for the year attributable to:			
Owners of the Company		**7.34**	**(2.44)**
Non-controlling interest		**-**	**-**
Total comprehensive income for the year attributable to:			
Owners of the Company		**78.66**	**139.94**
Non-controlling interest		**1.30**	**2.73**
Earnings per share (in ₹)	**32**		
Basic		1.48	2.97
Diluted		1.48	2.97

Summary of significant accounting policies **1**

The summary of significant accounting policies and other explanatory information are an integral part of the consolidated financial statements.

This is the Consolidated Statement of Profit and Loss referred to in our report of even date	For and on behalf of the Board of Directors	
For Walker Chandiok & Co LLP Chartered Accountants FRN 001076N/N500013	**Abhyuday Jindal** Managing Director DIN: 07290474	**Tarun Kumar Khulbe** Whole Time Director DIN: 07302532
Siddharth Talwar Partner Membership No.: 512752	**Anurag Mantri** Chief Financial Officer	**Navneet Raghuvanshi** Company Secretary
Place: Faridabad	Place: New Delhi	
Date: 06 June 2020		

JINDAL STAINLESS LIMITED
Consolidated Statement of Changes in Equity for the year ended 31 March 2020
(All amounts in ₹ crores, unless otherwise stated)

A. Equity share capital

Particulars	Amount
As at 1 April 2018	**95.84**
Changes in equity share capital	-
As at 31 March 2019	**95.84**
Changes in equity share capital	1.61
As at 31 March 2020	**97.45**

B. Other equity

	Reserves and surplus						Other comprehensive income			Attributable to owners of the Company (A)	Attributable to non controlling interests (B)	Total [(A)+(B)]
Particulars	**Amalgamation reserve**	**Foreign currency monetary item translation difference account**	**Debenture redemption reserve (DRR)**	**Securities premium**	**Capital redemption reserve**	**Retained earnings**	**Revaluation reserve**	**Share of associates**	**Foreign currency translation reserve**			
Balance as at 01 April 2018	**1.22**	**-**	**51.69**	**1,053.91**	**20.00**	**1,187.89**	**64.86**	**(0.20)**	**(10.01)**	**2,369.36**	**8.99**	**2,378.35**
Profit for the year	-	-	-	-	-	142.38	-	-	-	142.38	2.73	**145.11**
Other comprehensive income for the year (net of tax)	-	-	-	-	-	0.11	-	(0.09)	(2.46)	(2.44)	-	**(2.44)**
Transfer from debenture redemption reserve	-	-	(19.62)	-	-	19.62	-	-	-	-	-	**-**
Accumulation of foreign currency monetary item translation difference	-	(25.09)	-	-	-	-	-	-	-	(25.09)	-	**(25.09)**
Amortisation of foreign currency monetary item translation difference	-	9.34	-	-	-	-	-	-	-	9.34	-	**9.34**
Transferred from revaluation reserve to retained earnings	-	-	-	-	-	0.58	(0.58)	-	-	-	-	**-**
Others	-	-	-	-	-	1.43	-	-	-	1.43	-	**1.43**
Balance as at 31 March 2019	**1.22**	**(15.75)**	**32.07**	**1,053.91**	**20.00**	**1,352.01**	**64.28**	**(0.29)**	**(12.47)**	**2,494.98**	**11.72**	**2,506.70**
Profit for the year	-	-	-	-	-	71.32	-	-	-	71.32	1.30	**72.62**

JINDAL STAINLESS LIMITED
Consolidated Statement of Changes in Equity for the year ended 31 March 2020
(All amounts in ₹ crores, unless otherwise stated)

Particulars	Reserves and surplus						Other comprehensive income			Attributable to owners of the Company (A)	Attributable to non controlling interests (B)	Total [(A)+(B)]
	Amalgamation reserve	Foreign currency monetary item translation difference account	Debenture redemption reserve (DRR)	Securities premium	Capital redemption reserve	Retained earnings	Revaluation reserve	Share of associates	Foreign currency translation reserve			
Issue of equity shares		-	-	26.97	-	-	-	-	-	26.97	-	**26.97**
Other comprehensive income for the year (net of tax)	-	-	-	-	-	(0.72)	-	(0.10)	8.16	7.34	-	**7.34**
Transfer from debenture redemption reserve	-	-	(7.65)	-	-	7.65	-	-	-	-	-	**-**
Accumulation of foreign currency monetary item translation difference	-	(10.09)	-	-	-	-	-	-	-	(10.09)	-	**(10.09)**
Amortisation of foreign currency monetary item translation difference	-	14.51	-	-	-	-	-	-	-	14.51	-	**14.51**
Deferred tax liability on revaluation reserve reversed	-	-	-	-	-	-	14.76	-	-	14.76	-	**14.76**
Balance as at 31 March 2020	**1.22**	**(11.33)**	**24.42**	**1,080.88**	**20.00**	**1,430.26**	**79.04**	**(0.39)**	**(4.31)**	**2,619.79**	**13.02**	**2,632.81**

Summary of significant accounting policies **1**

The summary of significant accounting policies and other explanatory information are an integral part of the consolidated financial statements.

This is the Consolidated Statement of Changes in Equity referred to in our report of even date	For and on behalf of the Board of Directors	
For Walker Chandiok & Co LLP Chartered Accountants FRN 001076N/N500013	**Abhyuday Jindal** Managing Director DIN: 07290474	**Tarun Kumar Khulbe** Whole Time Director DIN: 07302532
Siddharth Talwar Partner Membership No.: 512752	**Anurag Mantri** Chief Financial Officer	**Navneet Raghuvanshi** Company Secretary
Place: Faridabad	Place: New Delhi	
Date: 06 June 2020		

JINDAL STAINLESS LIMITED
Consolidated Cash Flow Statement for the year ended 31 March 2020
(All amounts in ₹ crores, unless otherwise stated)

	Particulars	Year ended 31 March 2020	Year ended 31 March 2019
A	**Cash flow from operating activities**		
	Profit before tax	165.26	221.71
	Adjustments for:		
	Depreciation and amortisation expense	425.16	351.50
	Loss/(Profit) on sale of property, plant and equipment (net)	(0.36)	0.34
	Gain on disposal of investments (net)	-	(0.02)
	Interest income on investments	(2.88)	(3.08)
	Liability no longer required written back	(63.67)	(20.74)
	Amortisation of deferred revenue	(12.66)	(12.63)
	Bad debts written off and allowance for expected credit loss	1.94	7.80
	Interest income on fixed deposits, receivables and income tax refund	(18.23)	(6.58)
	Interest income on financial assets measured at amortised cost	(1.21)	(1.10)
	Unwinding of discount on financial asset measured at amortised cost	11.90	0.16
	Net unrealised foreign exchange loss/(gain)	82.79	(27.77)
	Finance costs	585.53	636.87
	Provision for estimated recompense liability	-	(27.50)
	Share of loss/(profit) from associates	7.86	(12.23)
	Operating profit before working capital changes	**1,181.43**	**1,106.73**
	Movement in working capital		
	Inventories	(324.37)	(30.14)
	Trade receivables	244.17	(31.55)
	Other financial assets	(94.69)	(41.96)
	Other assets	(33.52)	103.13
	Trade payables	147.10	401.37
	Other financial liabilities	70.30	(76.87)
	Other liabilities	(16.42)	(11.92)
	Provisions	1.51	2.59
	Cash flow from operating activities post working capital changes	**1,175.51**	**1,421.38**
	Income tax paid (net of refund)	4.85	(2.73)
	Net cash generated from operating activities (A)	**1,180.36**	**1,418.65**
B	**Cash flow from investing activities**		
	Purchase of property, plant & equipment and intangible assets (including Capital work in progress and intangible assets under development)	(196.82)	(205.76)
	Proceeds from sale of property, plant and equipment	22.24	(0.34)
	Interest received	7.93	7.79
	Loans to related parties	-	(1.66)
	(Investment in)/ Redemption of deposits with banks	(21.13)	7.28
	Proceeds from disposal of investments in subsidiary	-	0.23
	Net cash used in investing activities (B)	**(187.78)**	**(192.46)**

JINDAL STAINLESS LIMITED
Consolidated Cash Flow Statement for the year ended 31 March 2020
(All amounts in ₹ crores, unless otherwise stated)

	Particulars	Year ended 31 March 2020	Year ended 31 March 2019
C	**Cash flow from financing activities**		
	Proceeds from issue of shares/warrants	28.58	-
	Repayment of short term borrowing (net)	(100.95)	(304.69)
	Repayment of long-term borrowings	(1,212.87)	(471.25)
	Proceeds from long-term borrowings	800.00	-
	Payment of lease liability	(4.01)	-
	Interest paid	(501.52)	(461.21)
	Net cash used in financing activities (C)	**(990.77)**	**(1,237.15)**
	Net change in cash and cash equivalents (A+B+C)	**1.81**	**(10.96)**
	Cash and cash equivalents at the beginning of the year (refer note 10)	36.33	46.90
	Cash and cash equivalents at the end of the year (refer note 10)	40.21	36.33
	Foreign currency translation (gain)/loss on Cash & cash equivalents	(2.07)	(0.39)
	Net changes in cash and cash equivalents	**1.81**	**(10.96)**

Summary of significant accounting policies **1**

The summary of significant accounting policies and other explanatory information are an integral part of the consolidated financial statements.

This is the Consolidated Cash Flow Statement referred to in our report of even date	For and on behalf of the Board of Directors	
For Walker Chandiok & Co LLP Chartered Accountants FRN 001076N/N500013	**Abhyuday Jindal** Managing Director DIN: 07290474	**Tarun Kumar Khulbe** Whole Time Director DIN: 07302532
Siddharth Talwar Partner Membership No.: 512752	**Anurag Mantri** Chief Financial Officer	**Navneet Raghuvanshi** Company Secretary
Place: Faridabad	Place: New Delhi	
Date: 06 June 2020		

JINDAL STAINLESS LIMITED

Summary of significant accounting policies and other explanatory information to consolidated financial statements for the year ended 31 March 2020

(All amounts in ₹ crores, unless stated otherwise)

1 Corporate information, basis of preparation and summary of significant accounting policies

(i) Corporate information

Jindal Stainless Limited ("the Holding Company'') is domiciled and incorporated in India and its (1) equity shares and (2) Global Depository Shares are listed at (1) Bombay Stock Exchange (BSE) and National Stock Exchange (NSE) and (2) Luxemburg Stock Exchange (LSE), respectively. The registered office of the Holding Company is located at O. P. Jindal Marg, Hisar, Haryana, India. The Holding Company is a leading manufacturer of Stainless Steel flat products in Austenitic, Ferritic, Martensitic and Duplex grades. The product range includes Ferro Alloys, Stainless Steel Slabs, Hot Rolled Coils, Plates and Sheets, and Cold Rolled Coils and Sheets.

The consolidated financial statements comprise financial statement of Jindal Stainless Limited and its subsidiaries (collectively the "Group") and includes share of profit of the associates for the year ended 31 March 2020.

Group structure

I. Subsidiaries

Name of the entity	Principal Activities	Country of Incorporation	% of equity Interest	
			As at 31 March 2020	As at 31 March 2019
Indian				
Jindal Stainless Park Limited	Development of industrial park	India	100.00	100.00
Foreign				
PT. Jindal Stainless Indonesia	Stainless steel manufacturing	Indonesia	99.999	99.999
Jindal Stainless FZE	Stainless steel manufacturing	UAE	100.00	100.00
JSL Group Holdings Pte. Limited	Stainless steel manufacturing	Singapore	100.00	100.00
Iberjindal S.L.	Stainless steel manufacturing	Spain	65.00	65.00

II. Associates

Name of the entity	Principal Activities	Country of Incorporation	% of equity Interest	
			As at 31 March 2020	As at 31 March 2019
Indian				
Jindal Stainless Corporate Management Services Pvt. Ltd.	Management services	India	50.00	50.00
Jindal United Steel Limited	Stainless steel manufacturing	India	26.00	26.00
Jindal Coke Limited	Coke Manufacturing	India	26.00	26.00

(ii) Basis of preparation

The consolidated financial statements of the Holding Company have been prepared in accordance with Indian Accounting Standards (Ind AS) as notified by Ministry of Corporate Affairs pursuant to section 133 of the Companies Act, 2013 read with Companies (Indian Accounting Standards) Rules, 2015 as amended from time to time.

The consolidated financial statements have been prepared on accrual and going concern basis. The accounting policies are applied consistently to all the periods presented in the consolidated financial statements. The consolidated financial statements have been prepared on a historical cost basis, except for the following assets and liabilities which have been measured at fair value:

- Certain financial assets and liabilities measured at fair value (refer accounting policy regarding financial instruments);
- Defined benefit plans – plan assets measured at fair value; and

Fair value is the price that would be received to sell an asset or paid to transfer a liability in an orderly transaction between market participants at the measurement date.

The consolidated financial statements are presented in Indian Rupees ('₹'), which is the Holding Company's functional and presentation currency and all amounts are rounded to the nearest crores (except otherwise indicated).

(iii) Basis of Consolidation

Subsidiaries

Subsidiaries are all entities (including structured entities) over which the Group has control. The Group controls an entity when the Group is exposed to, or has rights to, variable returns from its involvement with the entity and has the ability to affect those returns through its power to direct the relevant activities of the entity. Subsidiaries are fully consolidated from the date on which control is transferred to the Group. They are deconsolidated from the date that control ceases. Profit/(loss) and other comprehensive income ('OCI') of subsidiaries acquired or disposed of during the period are recognised from the effective date of acquisition, or up to the effective date of disposal, as applicable. All the consolidated subsidiaries have a consistent reporting date of 31 March 2020.

The Group combines the consolidated financial statements of the parent and its subsidiaries line by line adding together like items of assets, liabilities, equity, income and expenses. Intercompany transactions, balances and unrealised gains on transactions between Group companies are eliminated. Unrealised losses are also eliminated unless the transaction provides evidence of an impairment of the transferred asset. Accounting policies of subsidiaries have been changed where necessary to ensure consistency with the policies adopted by the Group.

Non-controlling interests, presented as part of equity, represent the portion of a subsidiary's statement of profit and loss and net assets that is not held by the Group. Profit/(loss) and each component of OCI are attributed to the equity holders of the parent company and to the non-controlling interests, even if this results in the non-controlling interests having a deficit balance. The Group attributes total comprehensive income or loss of the subsidiaries between the owners of the parent and the non-controlling interests based on their respective ownership interests.

Associates

Investment in entities in which there exists significant influence but not a controlling interest are accounted for under the equity method i.e. the investment is initially recorded at cost, identifying any goodwill/capital reserve arising at the time of acquisition, as the case may be, which will be inherent in investment. The carrying amount of the investment is adjusted thereafter for the post acquisition change in the share of net assets of the investee, adjusted where necessary to ensure consistency with the accounting policies of the Group. The consolidated statement of profit and loss includes the Group's share of the results of the operations of the investee. Dividends received or receivable from associates are recognised as a reduction in the carrying amount of the investment.

(iv) Significant accounting policies

(a) Current versus non-current classification

The Group presents assets and liabilities in the balance sheet based on current/ non-current classification.

An asset is treated as current when it is:

- Expected to be realised or intended to be sold or consumed in normal operating cycle,
- Held primarily for the purpose of trading,
- Expected to be realised within twelve months after the reporting period, or
- Cash or cash equivalent unless restricted from being exchanged or used to settle a liability for at least twelve months after the reporting period.

All other assets are classified as non-current.

A liability is current when:

- It is expected to be settled in normal operating cycle,
- It is held primarily for the purpose of trading,
- It is due to be settled within twelve months after the reporting period, or
- There is no unconditional right to defer the settlement of the liability for at least twelve months after the reporting period

The Group classifies all other liabilities as non-current.

Deferred tax assets and liabilities are classified as non-current assets and liabilities.

Based on the nature of products and the time between acquisition of assets for processing and their realisation in cash and cash equivalents, the Holding Company has ascertained its operating cycle as 12 months for the purpose of current or non-current classification of assets and liabilities.

(b) Property, plant and equipment

Recognition and initial measurement

Property, plant and equipment are stated at their cost of acquisition. The cost comprises the purchase price, borrowing cost (if capitalisation criteria are met) and any attributable costs of bringing the asset to its working condition for its intended use. Any trade discount and rebates are deducted in arriving at the purchase price. Subsequent costs are included in the asset's carrying amount or recognised as a separate asset, as appropriate, only when it is probable that future economic benefits attributable to such subsequent cost associated with the item will flow to the Group. All other repair and maintenance costs are recognised in statement of profit or loss as incurred.

In case an item of property, plant and equipment is acquired on deferred payment basis, interest expenses included in deferred payment is recognised as interest expense and not included in cost of asset.

Subsequent measurement (depreciation and useful lives)

Depreciation on property, plant and equipment is provided on the straight line method arrived on the basis of the useful life prescribed under Schedule II of the Companies Act, 2013. The following useful life of assets has been taken by the Group:

Tangible Assets	**Useful Life (Years)**
Buildings	2-60
Electric Installations	1-35
Continues Process Plant and Equipment	1-35
Railway sidings	15
Power Line and Bay Extension	15-20
Furniture and fixtures	1-10
Vehicles	3-10
Office Equipment	1-15

Cost of the leasehold land is amortized over the period of the lease.

The residual values, useful lives and method of depreciation are reviewed at each financial year end and adjusted prospectively, if appropriate.

Where, during any financial year, any addition has been made to any asset, or where any asset has been sold, discarded, demolished or destroyed, or significant components replaced; depreciation on such assets is calculated on a pro rata basis as individual assets with specific useful life from the month of such addition or, as the case may be, up to the month on which such asset has been sold, discarded, demolished or destroyed or replaced.

De-recognition

An item of property, plant and equipment and any significant part initially recognised is de-recognised upon disposal or when no future economic benefits are expected from its use or disposal. Any gain or loss arising on de-recognition of the asset (calculated as the difference between the net disposal proceeds and the carrying amount of the asset) is included in the income statement when the asset is derecognized.

(c) Intangible assets

Recognition and initial measurement

Intangible assets acquired separately are measured on initial recognition at cost. Following initial recognition, intangible assets are carried at cost less any accumulated amortization and accumulated impairment losses, if any.

Subsequent measurement (amortisation and useful lives)

All finite-lived intangible assets are accounted for using the cost model whereby capitalised costs are amortised on a straight-line basis over their estimated useful lives. The estimated useful life of an identifiable intangible asset is based on a number of factors including the effects of obsolescence, demand, competition, and other economic factors (such as the stability of the industry, and known technological advances), and the level of maintenance expenditures required to obtain the expected future cash flows from the asset.

Residual values and useful lives are reviewed at each reporting date. The following useful lives are applied:

Asset category	Estimated useful life (in years)
Mine development expenses (stripping costs)	Over the period of expected duration of benefits
Software	5

The amortisation period and the amortisation method for finite-lived intangible assets are reviewed at least at the end of each reporting period. Changes in the expected useful life or the expected pattern of consumption of future economic benefits embodied in the asset are considered to modify the amortisation period or method, as appropriate, and are treated as changes in accounting estimates.

De-recognition

Gains or losses arising from derecognition of an intangible asset are measured as the difference between the net disposal proceeds and the carrying amount of the asset and are recognised in the statement of profit and loss when the asset is derecognised.

(d) Impairment of non-financial assets

For impairment assessment purposes, assets are grouped at the lowest levels for which there are largely independent cash inflows (cash generating units). As a result, some assets are tested individually for impairment and some are tested at cash-generating unit level.

The Group assesses at each balance sheet date whether there is any indication that an asset may be impaired. If any such indication exists, the Group estimates the recoverable amount of the asset. If such recoverable amount of the asset or the recoverable amount of the cash generating unit to which the asset belongs is less than its carrying amount, the carrying amount is reduced to its recoverable amount. The reduction is treated as an impairment loss and is recognized in the statement of profit and loss. If at the balance sheet date, there is an indication that a previously assessed impairment loss no longer exists then the recoverable amount is reassessed, and the asset is reflected at the recoverable amount subject to a maximum of depreciated historical cost. Impairment losses previously recognised are accordingly reversed in the statement of profit and loss.

To determine value-in-use, management estimates expected future cash flows from each cash-generating unit and determines a suitable discount rate in order to calculate the present value of those cash flows. The data used for impairment testing procedures are directly linked to the Group's latest approved budget, adjusted as necessary to exclude the effects of future re-organisations and asset enhancements. Discount factors are determined individually for each cash-generating unit and reflect current market assessment of the time value of money and asset-specific risk factors.

(e) Borrowing costs

Borrowing costs directly attributable to the acquisition, construction or production of an asset that necessarily takes a substantial period of time to get ready for its intended use or sale are capitalized as part of the cost of the asset. All other borrowing costs are expensed in the period in which they occur. Borrowing costs consist of interest calculated using the effective interest method that an entity incurs in connection with the borrowing of funds. Borrowing cost also includes exchange differences to the extent regarded as an adjustment to the borrowing costs.

Eligible transaction/ancillary costs incurred in connection with the arrangement of borrowings are adjusted with the proceeds of the borrowings.

(f) Inventory

Inventories are stated at lower of cost or net realisable value. The cost in respect of the various items of inventory is computed as under:

- Raw material cost includes direct expenses and is determined based on weighted average method.
- Stores and spares cost includes direct expenses and is determined on the basis of weighted average method.
- In case of finished goods, cost includes raw material cost plus conversion costs and other overheads incurred to bring the goods to their present location and condition.

Net realisable value is the estimated selling price in the ordinary course of business less any applicable selling expenses. Provision for obsolescence and slow moving inventory is made based on management's best estimates of net realisable value of such inventories.

(g) Foreign currency translation

Functional and presentation currency

The Group financial statements are presented in Indian Rupees (INR or ₹) and are rounded to two decimal places of crores, which is also the Group's functional currency.

Transactions and balances

Transactions in foreign currencies are initially recorded by the Group at its functional currency spot rates at the date the transaction first qualifies for recognition.

Monetary assets and liabilities denominated in foreign currencies are translated at the functional currency spot rates of exchange at the reporting date.

Exchange differences arising on settlement or translation of monetary items as at reporting date are recognised in profit or loss.

Non-monetary items that are measured in terms of historical cost in a foreign currency are translated using the exchange rates at the dates of the initial transactions. Non-monetary items measured at fair value in a foreign currency are translated using the exchange rates at the date when the fair value is determined. The gain or loss arising on translation of non-monetary items measured at fair value is treated in line with the recognition of the gain or loss on the change in fair value of the item (i.e., translation differences on items whose fair value gain or loss is recognised in OCI or profit or loss are also recognised in OCI or profit or loss, respectively).

Exchange differences

As per the generally accepted accounting principles followed by the Holding Company till 31 March 2016, exchange differences arising on translation/ settlement of long-term foreign currency monetary items pertaining to the acquisition of a depreciable asset were adjusted to the cost of the asset. Exchange differences arising on other long-term foreign currency monetary items existing as on 31 March 2016 are accumulated in the "Foreign Currency Monetary Item Translation Difference Account" and amortised over the remaining life of the concerned monetary item. The Group has elected to continue with the said policy on exchange differences arising on long term foreign currency monetary items existing on 31 March 2016, as allowed under Ind AS 101.

For this purpose, the Group treats a foreign monetary item as "long-term foreign currency monetary item", if it has a term of 12 months or more at the date of its origination.

(h) Leases

Transition

Effective 1 April 2019, the Group adopted Ind AS 116 "Leases" and applied the standard to all lease contracts existing on 1 April 2019 using the modified retrospective method and elected to measure the right-of-use assets at an amount equal to the lease liability adjusted for any prepaid or accrued lease payments that existed at the date of transition. Comparatives as at and for the year ended 31 March 2019 have not been retrospectively adjusted and therefore will continue to be reported under the accounting policies included as part of our Annual Report for year ended 31 March 2019
Refer note 42 for details.

The Group as a lessee

The Group's leased asset classes primarily consist of leases for land and plant and machinery. The Group assesses whether a contract contains a lease, at inception of a contract. A contract is, or contains, a lease if the contract conveys the right to control the use of an identified asset for a period of time in exchange for consideration. To assess whether a contract conveys the right to control the use of an identified asset, the Group assesses whether: (i) the contract involves the use of an identified asset (ii) the Group has substantially all of the economic benefits from use of the asset through the period of the lease and (iii) the Group has the right to direct the use of the asset.

At the date of commencement of the lease, the Group recognises a right-of-use asset ("ROU") and a corresponding lease liability for all lease arrangements in which it is a lessee, except for leases with a term of twelve months or less (short-term leases) and low value leases. For these short-term and low value leases, the Group recognizes the lease payments as an operating expense on a straight-line basis over the term of the lease.

Certain lease arrangements include options to extend or terminate the lease before the end of the lease term. ROU assets and lease liabilities include these options when it is reasonably certain that they will be exercised.

The right-of-use assets are initially recognized at cost, which comprises the initial amount of the lease liability adjusted for any lease payments made at or prior to the commencement date of the lease plus any initial direct costs less any lease incentives. They are subsequently measured at cost less accumulated depreciation and impairment losses.

Right-of-use assets are depreciated from the commencement date on a straight-line basis over the shorter of the lease term and useful life of the underlying asset.

The lease liability is initially measured at amortized cost at the present value of the future lease payments. The lease payments are discounted using the interest rate implicit in the lease or, if not readily determinable, using the incremental borrowing rates in the country of domicile of these leases. Lease payments included in the measurement of the lease liability are made up of fixed payments (including in substance fixed payments) and variable payments based on an index or rate. Subsequent to initial measurement, the liability will be reduced for payments made and increased for interest. Lease liabilities are remeasured with a corresponding adjustment to the related right of use asset if the Holding Company changes its assessment of whether it will exercise an extension or a termination option.

The Group as a lessor

Leases for which the Group is a lessor is are classified as a finance or operating lease. Whenever the terms of the lease transfer substantially all the risks and rewards of ownership to the lessee, the contract is classified as a finance lease. All other leases are classified as operating leases.
When the Group is an intermediate lessor, it accounts for its interests in the head lease and the sublease separately. The sublease is classified as a finance or operating lease by reference to the right-of-use asset arising from the head lease.

For operating leases, rental income is recognized on a straight-line basis over the term of the relevant lease.

(i) Fair value measurement

Fair value is the price that would be received to sell an asset or paid to transfer a liability in an orderly transaction between market participants at the measurement date. The fair value measurement is based on the presumption that the transaction to sell the asset or transfer the liability takes place either:

- In the principal market for the asset or liability, or
- In the absence of a principal market, in the most advantageous market for the asset or liability

The principal or the most advantageous market must be accessible by the Group.

The fair value of an asset or a liability is measured using the assumptions that market participants would use when pricing the asset or liability, assuming that market participants act in their economic best interest.

A fair value measurement of a non-financial asset takes into account a market participant's ability to generate economic benefits by using the asset in its highest and best use or by selling it to another market participant that would use the asset in its highest and best use.

Group uses valuation techniques that are appropriate in the circumstances and for which sufficient data are available to measure fair value, maximizing the use of relevant observable inputs and minimizing the use of unobservable inputs.

All assets and liabilities for which fair value is measured or disclosed in the financial results are categorized within the fair value hierarchy, described as follows, based on the lowest level input that is significant to the fair value measurement as a whole:

Level 1 — Quoted (unadjusted) market prices in active markets for identical assets or liabilities

Level 2 —Valuation techniques for which the lowest level input that is significant to the fair value measurement is directly or indirectly observable

Level 3 — Valuation techniques for which the lowest level input that is significant to the fair value measurement is Unobservable

For assets and liabilities that are recognized in the consolidated financial statements on a recurring basis, the Group determines whether transfers have occurred between levels in the hierarchy by re-assessing categorization (based on the lowest level input that is significant to the fair value measurement as a whole) at the end of each reporting period or each case.

For the purpose of fair value disclosures, the Group has determined classes of assets and liabilities on the basis of the nature, characteristics and risks of the asset or liability and the level of the fair value hierarchy as explained above.

(j) Revenue from sale of products and services

Recognition

Sales (including scrap sales) are recognised when control of products is transferred to the buyer as per the terms of the contract and are accounted for net of returns and rebates. Control of goods refers to the ability to direct the use of and obtain substantially all of the remaining benefits from goods. Sales, as disclosed, are exclusive of goods and services tax.

To determine if it is acting as a principal or as an agent, the Group assesses whether it has exposure to the significant risks and rewards associated with the rendering of logistics services. Revenue from rendering of logistic services provided to its customer after the transfer of control of underlying goods is recognized on net basis i.e. after deducting the amount contractually payable to transporters out of the total consideration received and is recognized once the facilitation of such service is done as the Group does not assume any performance obligation.

Income in respect of service contracts, which are generally in the nature of providing infrastructure and support services, are recognised in statement of profit and loss when such services are rendered. Customers are invoiced periodically (generally on monthly basis).

For each performance obligation identified, the Group determines at contract inception whether it satisfies the performance obligation over time or satisfies the performance obligation at a point in time. If the Group does not satisfy a performance obligation over time, the performance obligation is satisfied at a point in time. A receivable is recognised when the goods are delivered as this is the case of point in time recognition where consideration is unconditional because only the passage of time is required.

The Group recognises contract liabilities for consideration received in respect of unsatisfied performance obligations and reports these amounts as other liabilities in the balance sheet. Similarly, if the Group satisfies a performance obligation before it receives the consideration, the Group recognises either a contract asset or a receivable in its balance sheet, depending on whether something other than the passage of time is required before the consideration is due.

Measurement

The Group considers the terms of the contract and its customary business practices to determine the transaction price. The transaction price is the amount of consideration to which the Group expects to be entitled in exchange for transferring promised goods or services to a customer, excluding amounts collected on behalf of third parties (for example, indirect taxes). The consideration promised in a contract with a customer may include fixed consideration, variable consideration (if reversal is less likely in future), or both. The sale of goods is typically made under credit payment terms differing from customer to customer and ranges between 0-90 days. No element of financing is deemed present as the sales are largely made on advance payment terms or with credit term of not more than one year.

The transaction price is allocated by the Group to each performance obligation (or distinct good or service) in an amount that depicts the amount of consideration to which it expects to be entitled in exchange for transferring the promised goods or services to the customer.

Periodically, the Group enters into volume or other rebate programs where once a certain volume or other conditions are met, it refunds the customer some portion of the amounts previously billed or paid. For such arrangements, the Group only recognizes revenue for the amounts it ultimately expects to realize from the customer. The Group estimates the variable consideration for these programs using the most likely amount method or the expected value method, whichever approach best predicts the amount of the consideration based on the terms of the contract and available information and updates its estimates in each reporting period.

(k) Financial instruments

Financial instruments are recognised when the Group becomes a party to the contractual provisions of the instrument and are measured initially at fair value adjusted for transaction costs, except for those carried at fair value through profit or loss which are measured initially at fair value.

If the Group determines that the fair value at initial recognition differs from the transaction price the Group accounts for that instrument at that date as follows:

- at the measurement basis mentioned above if that fair value is evidenced by a quoted price in an active market for an identical asset or liability (i.e. a Level 1 input) or based on a valuation technique that uses only data from observable markets. The Group recognises the difference between the fair value at initial recognition and the transaction price as a gain or loss.
- in all other cases, at the measurement basis mentioned above, adjusted to defer the difference between the fair value at initial recognition and the transaction price. After initial recognition, the Group recognises that deferred difference as a gain or loss only to the extent that it arises from a change in a factor (including time) that market participants would take into account when pricing the asset or liability.

  Subsequent measurement of financial assets and financial liabilities is described below.

Financial assets

Classification and subsequent measurement

For the purpose of subsequent measurement, financial assets are classified into the following categories upon initial recognition:

i. **Financial assets at amortised cost** – a financial instrument is measured at amortised cost if both the following conditions are met:
   - The asset is held within a business model whose objective is to hold assets for collecting contractual cash flows, and
   - Contractual terms of the asset give rise on specified dates to cash flows that are solely payments of principal and interest (SPPI) on the principal amount outstanding.

   After initial measurement, such financial assets are subsequently measured at amortised cost using the effective interest method. Effective interest rate (EIR) is the rate that exactly discounts estimated future cash receipts through the expected life of the financial asset to the net carrying amount of the financial assets. The future cash flows include all other transaction costs paid or received, premiums or discounts if any, etc.

ii. **Investments in equity instruments of subsidiaries and associates** - Investments in equity instruments of subsidiaries, joint ventures and associates are accounted for at cost in accordance with Ind AS 27 Separate Financial Statements. On disposal of these investments, the difference between net disposal proceeds and the carrying amount are recognised in the Statement of profit and loss.

iii. **Financial assets at fair value**

   - **Investments in equity instruments other than above** – All equity investments in scope of Ind AS 109 are measured at fair value. Equity instruments which are held for trading are generally classified as at fair value through profit and loss (FVTPL). For all other equity instruments, the Group decides to classify the same either as at fair value through other comprehensive income (FVOCI) or fair value through profit and loss (FVTPL). The Group makes such election on an instrument by instrument basis. The classification is made on initial recognition and is irrevocable.

     If the Group decides to classify an equity instrument as at FVOCI, then all fair value changes on the instrument, excluding dividends, are recognised in the other comprehensive income (OCI). There is no recycling of the amounts from OCI to profit and loss, even on sale of investment. However, the Group may transfer the cumulative gain or loss within equity. Dividends on such investments are recognised in profit or loss unless the dividend clearly represents a recovery of part of the cost of the investment.

     Equity instruments included within the FVTPL category are measured at fair value with all changes recognised in profit or loss.

   - **Derivative assets** - All derivative assets are measured at fair value through profit and loss (FVTPL).

De-recognition of financial assets

A financial asset is primarily de-recognised when the rights to receive cash flows from the asset have expired or the Group has transferred its rights to receive cash flows from the asset.

Reclassification of financial assets

The Group determines classification of financial assets and liabilities on initial recognition. After initial recognition, no reclassification is made for financial assets which are equity instruments and financial liabilities. For financial assets which are debt instruments, a reclassification is made only if there is a change in the business model for managing those assets. Changes to the business model are expected to be infrequent. The Group's senior management determines change in the business model as a result of external or internal changes which are significant to the Group's operations. Such changes are evident to external parties. A change in the business model occurs when the Group either begins or ceases to perform an activity that is significant to its operations. If the Group reclassifies financial assets, it applies the reclassification prospectively from the reclassification date which is the first day of the immediately next reporting period following the change in business model. The Group does not restate any previously recognised gains, losses (including impairment gains or losses) or interest.

Financial liabilities

Subsequent measurement

After initial recognition, the financial liabilities, other than derivative liabilities, are subsequently measured at amortised cost using the effective interest method.

Amortised cost is calculated by considering any discount or premium on acquisition and fees or costs that are an integral part of the EIR. The effect of EIR amortisation is included as finance costs in the statement of profit and loss.

All derivative liabilities are measured at fair value through profit and loss (FVTPL).

De-recognition of financial liabilities

A financial liability is de-recognised when the obligation under the liability is discharged or cancelled or expires. When an existing financial liability is replaced by another from the same lender on substantially different terms, or the terms of an existing liability are substantially modified, such an exchange or modification is treated as the de-recognition of the original liability and the recognition of a new liability. The difference in the respective carrying amounts is recognised in the statement of profit or loss.

Offsetting of financial instruments

Financial assets and financial liabilities are offset and the net amount is reported in the balance sheet if there is a currently enforceable legal right to offset the recognised amounts and there is an intention to settle on a net basis, to realise the assets and settle the liabilities simultaneously.

(I) Impairment of financial assets

All financial assets except for those at FVTPL are subject to review for impairment at each reporting date to identify whether there is any objective evidence that a financial asset or a group of financial assets is impaired. Different criteria to determine impairment are applied for each category of financial assets.

In accordance with Ind-AS 109, the Group applies expected credit loss (ECL) model for measurement and recognition of impairment loss for financial assets carried at amortised cost.

ECL is the weighted average of difference between all contractual cash flows that are due to the Group in accordance with the contract and all the cash flows that the Group expects to receive, discounted at the original effective interest rate, with the respective risks of default occurring as the weights. When estimating the cash flows, the Group is required to consider –

- All contractual terms of the financial assets (including prepayment and extension) over the expected life of the assets.
- Cash flows from the sale of collateral held or other credit enhancements that are integral to the contractual terms.

Trade receivables

(i) For debtors that are not past due – The Group applies approach required by Ind AS 109 'Financial Instruments', which requires lifetime expected credit losses to be recognised upon initial recognition of receivables. Lifetime ECL are the expected credit losses resulting from all possible default events over the expected life of a financial instrument.

Life time expected credit losses are assessed and accounted based on Group's historical counter party default rates and forecast of macro- economic factors, by dividing receivables that are not considered to be individually significant by reference to the business segment of the counter party and other shared credit risk characteristics to evaluate the expected credit loss. The expected credit loss estimate is then based on recent historical counter party default rates. The Group defines default as an event when the financial asset is past due for more than 365 days. This definition is based on management's expectation of the time period beyond which if a receivable is outstanding, it is an objective evidence of impairment.

(ii) For debtors considered past due – any enhancement in the accrual done for expected credit loss on individually significant receivables is made to recognise any additional expected credit loss on amount recoverable. The Group writes off trade receivables when there is no objective evidence that such amount would not be recovered. Financial assets that are written-off are still subject to enforcement activity by the Group.

Other financial assets

For recognition of impairment loss on other financial assets and risk exposure, the Group determines whether there has been a significant increase in the credit risk since initial recognition. If the credit risk has not increased significantly since initial recognition, the Group measures the loss allowance at an amount equal to 12-month expected credit losses, else at an amount equal to the lifetime expected credit losses.

When making this assessment, the Group uses the change in the risk of a default occurring over the expected life of the financial asset. To make that assessment, the Group compares the risk of a default occurring on the financial asset as at the balance sheet date with the risk of a default occurring on the financial asset as at the date of initial recognition and considers reasonable and supportable information, that is available without undue cost or effort, that is indicative of significant increases in credit risk since initial recognition. The Group assumes that the credit risk on a financial asset has not increased significantly since initial recognition if the financial asset is determined to have low credit risk at the balance sheet date.

(m) Post-employment and other employee benefits

Defined contribution plans

A defined contribution plan is a plan under which the Group pays fixed contributions into an independent fund administered by the government, for example, contribution towards Employees' Provident Fund Scheme and Employees' State Insurance Scheme. The Group has no legal or constructive obligations to pay further contributions after its payment of the fixed contribution, which are recognised as an expense in the year that related employee services are received.

Defined benefit plans

The Group operates a defined benefit gratuity plan in India. The cost of providing benefits under the defined benefit plan is determined on the basis of actuarial valuation using the projected unit credit method. Gratuity fund is administered through Life Insurance Corporation of India.

Remeasurements, comprising of actuarial gains and losses, excluding amounts included in net interest on the net defined benefit liability are recognized immediately in the balance sheet with a corresponding debit or credit to retained earnings through OCI in the period in which they occur. Remeasurements are not reclassified to profit or loss in subsequent periods

Other employee benefits

Long-term employee benefits: Compensated absences

Liability in respect of compensated absences becoming due or expected to be availed within one year from the balance sheet date is recognised on the basis of undiscounted value of estimated amount required to be paid or estimated value of benefit expected to be availed by the employees. Liability in respect of compensated absences becoming due or expected to be availed more than one year after the balance sheet date is estimated based on an actuarial valuation performed by an independent actuary using the projected unit credit method.

Actuarial gains and losses arising from past experience and changes in actuarial assumptions are charged to statement of profit and loss in the year in which such gains or losses are determined.

Other short-term benefits

Expense in respect of other short-term benefits is recognized on the basis of amount paid or payable for the period during which services are rendered by the employees.

(n) Provisions, contingent assets and contingent liabilities

Provisions are recognized only when there is a present obligation, as a result of past events and when a reliable estimate of the amount of obligation can be made at the reporting date. These estimates are reviewed at each reporting date and adjusted to reflect the current best estimates.

If the effect of the time value of money is material, provisions are discounted to reflect its present value using a current pre-tax rate that reflects the current market assessments of the time value of money and the risks specific to the obligation. When provisions are discounted, the increase in the provision due to the passage of time is recognised as a finance cost.

Contingent liability is disclosed for:

- Possible obligations which will be confirmed only by future events not wholly within the control of the Group or
- Present obligations arising from past events where it is not probable that an outflow of resources will be required to settle the obligation or a reliable estimate of the amount of the obligation cannot be made.

Contingent assets are neither recognized nor disclosed except when realization of income is virtually certain, related asset is disclosed.

(o) Earnings per share

Basic earnings per share is calculated by dividing the net profit or loss for the period attributable to equity shareholders (after deducting attributable taxes) by the weighted average number of equity shares outstanding during the period. The weighted average number of equity shares outstanding during the period is adjusted for events including a bonus issue.

For the purpose of calculating diluted earnings per share, the net profit or loss for the period attributable to equity shareholders and the weighted average number of shares outstanding during the period are adjusted for the effects of all dilutive potential equity shares.

Potential ordinary shares shall be treated as dilutive when, and only when, their conversion to ordinary shares would decrease earnings per share or increase loss per share from continuing operations.

(p) Taxes

Current Income Tax

Current income tax assets and liabilities are measured at the amount expected to be recovered from or paid to the taxation authorities. The tax rates and tax laws used to compute the amount are those that are enacted or substantively enacted, at the reporting date in the countries where the Group operates and generates taxable income.

Current income tax relating to items recognised outside profit or loss is recognised outside profit or loss (either in other comprehensive income or in equity). Current tax items are recognised in correlation to the underlying transaction either in OCI or directly in equity. Management periodically evaluates positions taken in the tax returns with respect to situations in which applicable tax regulations are subject to interpretation and establishes provisions where appropriate.

Deferred tax

Deferred tax is provided using the liability method on temporary differences between the tax bases of assets and liabilities and their carrying amounts for financial reporting purposes at the reporting date.

Deferred tax liabilities are recognised for all taxable temporary differences. Deferred tax assets are recognised for all deductible temporary differences and any unused tax losses. Deferred tax assets are recognised to the extent that it is probable that taxable profit will be available against which the deductible temporary differences, and the carry forward of unused tax credits and unused tax losses can be utilized. Deferred tax is measured based on the tax rates and the tax laws enacted or substantively enacted at the balance sheet date. The carrying amount of deferred tax assets are reviewed at each balance sheet date and derecognized to the extent it is no longer probable that sufficient future taxable profits will be available against which such deferred tax assets can be realized.

Deferred tax relating to items recognized outside profit or loss is recognized outside profit or loss (either in other comprehensive income or in equity). Deferred tax items are recognized in correlation to the underlying transaction either in OCI or directly in equity.

Deferred tax assets and deferred tax liabilities are offset if a legally enforceable right exists to set off current tax assets against current tax liabilities and the deferred taxes relate to the same taxable entity and the same taxation authority.

Minimum Alternate Tax ('MAT') credit is recognized as an asset only when and to the extent it is probable that the Group will pay normal income tax during the specified period. In the year in which MAT credit becomes eligible to be recognized as an asset, the said asset is created by way of a credit to the Statement of profit and loss and shown as MAT credit entitlement. The Group reviews the same at each balance sheet date and writes down the carrying amount of MAT credit entitlement to the extent it is not probable that the Group will pay normal income tax during the specified period.

(q) Government grants and subsidies

Government grants are recognised where there is reasonable assurance that the grant will be received, and all attached conditions will be complied with.

When the grant or subsidy relates to revenue, it is recognised as income on a systematic basis in the statement of profit and loss over the periods necessary to match them with the related costs, which they are intended to compensate. Where the grant relates to an asset, it is recognised as deferred income and released to income in equal amounts over the expected useful life of the related asset.

(r) Segment reporting

Operating segments are reported in a manner consistent with the internal reporting provided to the chief operating decision maker.

Identification of segments:
In accordance with Ind AS 108 – Operating Segment, the operating segments used to present segment information are identified based on information reviewed by the Group's management to allocate resources to the segments and assess their performance. An operating segment is a component of the Group that engages in business activities from which it earns revenues and incurs expenses, including revenues and expenses that relate to transactions with any of the Group's other components. Results of the operating segments are reviewed regularly by the management team which has been identified as the chief operating decision maker (CODM), to make decisions about resources to be allocated to the segment and assess its performance and for which discrete financial information is available.

Allocation of common costs:
Common allocable costs are allocated to each segment accordingly to the relative contribution of each segment to the total common costs.

Unallocated items:
Unallocated items include general corporate income and expense items which are not allocated to any business segment.

Segment accounting policies
The Group prepares its segment information in conformity with the accounting policies adopted for preparing and presenting the financial results of the Group as a whole.

(s) Cash and cash equivalents

Cash and cash equivalents comprise cash in hand, demand deposits with banks/corporations and short-term highly liquid investments (original maturity less than 3 months) that are readily convertible into known amount of cash and are subject to an insignificant risk of change in value.

(t) Exceptional items

On certain occasions, the size, type or incidence of an item of income or expense, pertaining to the ordinary activities of the Group is such that its disclosure improves the understanding of the performance of the Group. Such income or expense is classified as an exceptional item and accordingly, disclosed in the notes to the consolidated financial statements.

(v) Significant management judgement in applying accounting policies and estimation uncertainty

The following are the critical judgments and the key estimates concerning the future that management has made in the process of applying the Group's accounting policies and that may have the most significant effect on the amounts recognised in the consolidated financial statements or that have a significant risk of causing a material adjustment to the carrying amounts of assets and liabilities within the next financial year.

Allowance for expected credit losses – The allowance for doubtful debts reflects management's estimate of losses inherent in its credit portfolio. This allowance is based on Group's estimate of the losses to be incurred, which derives from past experience with similar receivables, current and historical past due amounts, dealers termination rates, write-offs and collections, the careful monitoring of portfolio credit quality and current and projected economic and market conditions. The Group has also considered estimates of posible effect from the pandamic relating to COVID-19. Should the present economic and financial situation persist or even worsen, there could be a further deterioration in the financial situation of the Group's debtors compared to that already taken into consideration in calculating the allowances recognised in the consolidated financial statements.

Recognition of deferred tax assets - The extent to which deferred tax assets can be recognised is based on an assessment of the probability of the future taxable income against which the deferred tax assets can be utilised.

Evaluation of indicators for impairment of assets – The evaluation of applicability of indicators of impairment of assets requires assessment of several external and internal factors which could result in deterioration of recoverable amount of the assets.

Provisions – At each balance sheet date basis the management judgment, changes in facts and legal aspects, the Group assesses the requirement of provisions against the outstanding contingent liabilities. However, the actual future outcome may be different from this judgement.

Useful lives of depreciable/amortisable assets – Management reviews its estimate of the useful lives of depreciable/amortisable assets at each reporting date, based on the expected utility of the assets. Uncertainties in these estimates relate to technical and economic obsolescence that may change the utility of assets.

Defined benefit obligation (DBO) – Management's estimate of the DBO is based on a number of critical underlying assumptions such as standard rates of inflation, mortality, discount rate and anticipation of future salary increases. Variation in these assumptions may significantly impact the DBO amount and the annual defined benefit expenses.

Fair value measurements – Management applies valuation techniques to determine the fair value of financial instruments (where active market quotes are not available). This involves developing estimates and assumptions consistent with how market participants would price the instrument.

Contingent liabilities – The Group is the subject of legal proceedings and tax issues covering a range of matters, which are pending in various jurisdictions. Due to the uncertainty inherent in such matters, it is difficult to predict the final outcome of such matters. The cases and claims against the Group often raise difficult and complex factual and legal issues, which are subject to many uncertainties, including but not limited to the facts and circumstances of each particular case and claim, the jurisdiction and the differences in applicable law. In the normal course of business management consults with legal counsel and certain other experts on matters related to litigation and taxes. The Group accrues a liability when it is determined that an adverse outcome is probable and the amount of the loss can be reasonably estimated.

(vi) Standards issued but not yet effective

Ministry of Corporate Affairs ("MCA") notifies new standard or amendments to the existing standards. There is no such notification which would have been applicable from 1 April 2020.

2 Property, plant and equipment

Particulars	Owned Assets									Right-of-use assets#		Total
	Freehold land *	Buildings **	Plant and Machinery ***	Railway siding	Electric installation	Vehicles	Furniture and Fixtures	Office equipment	Power line and bay extension	Leasehold land	Plant and Machinery	
Gross carrying amount												
As at 01 April 2018	**322.79**	**1,113.82**	**5,305.29**	**113.82**	**121.18**	**13.60**	**3.37**	**13.77**	**9.19**	**439.98**	**-**	**7,456.81**
Additions	0.61	22.73	274.82	4.42	17.94	1.50	2.76	1.58	-	0.03	-	326.39
Disposal	-	-	(10.54)	-	-	(1.16)	-	(0.01)	-	-	-	(11.71)
Translation difference	5.18	2.24	19.76	-	-	0.33	-	0.65	-	-	-	28.16
As at 31 March 2019	**328.58**	**1,138.79**	**5,589.33**	**118.24**	**139.12**	**14.27**	**6.13**	**15.99**	**9.19**	**440.01**	**-**	**7,799.65**
Additions	0.05	5.84	159.47	-	1.61	2.18	0.53	0.89	-	-	-	170.57
Transition impact of Ind AS 116	-	-	-	-	-	-	-	-	-	5.65	76.00	81.65
Disposal	-	-	(43.62)	-	-	(0.01)	-	-	-	-	-	(43.63)
Translation difference	8.32	3.67	32.76	-	-	0.58	0.02	1.17	-	-	-	46.52
As at 31 March 2020	**336.95**	**1,148.30**	**5,737.94**	**118.24**	**140.73**	**17.02**	**6.68**	**18.05**	**9.19**	**445.66**	**76.00**	**8,054.76**
Accumulated depreciation												
As at 01 April 2018	**-**	**111.58**	**950.00**	**15.03**	**20.94**	**5.77**	**0.70**	**12.03**	**1.65**	**15.95**	**-**	**1,133.65**
Depreciation charge	-	33.34	286.33	7.45	7.41	1.95	0.46	0.82	0.55	5.36	-	343.67
Disposal	-	-	(8.15)	-	-	(0.69)	-	(0.01)	-	-	-	(8.85)
Translation difference	-	1.22	13.95	-	-	0.17	-	0.65	-	-	-	15.99
As at 31 March 2019	**-**	**146.14**	**1,242.13**	**22.48**	**28.35**	**7.20**	**1.16**	**13.49**	**2.20**	**21.31**	**-**	**1,484.46**
Depreciation charge	-	34.09	349.92	7.54	8.70	1.83	0.65	0.80	0.55	5.44	7.05	416.57
Disposal	-	-	(22.35)	-	-	(0.67)	-	(0.01)	-	-	-	(23.03)
Translation difference	-	2.31	24.63	-	-	0.32	0.01	1.12	-	-	-	28.39
As at 31 March 2020	**-**	**182.54**	**1,594.33**	**30.02**	**37.05**	**8.68**	**1.82**	**15.40**	**2.75**	**26.75**	**7.05**	**1,906.39**

Particulars	Owned Assets									Right-of-use assets#		Total
	Freehold land *	Buildings **	Plant and Machinery ***	Railway siding	Electric installation	Vehicles	Furniture and Fixtures	Office equipment	Power line and bay extension	Leasehold land	Plant and Machinery	
Net carrying amount												
As at 31 March 2019	**328.58**	**992.65**	**4,347.20**	**95.76**	**110.77**	**7.07**	**4.97**	**2.50**	**6.99**	**418.70**	**-**	**6,315.19**
As at 31 March 2020	**336.95**	**965.76**	**4,143.61**	**88.22**	**103.68**	**8.34**	**4.86**	**2.65**	**6.44**	**418.91**	**68.95**	**6,148.37**

* Gross carrying amount includes ₹ 16.78 crores (previous year ₹ 16.78 crores) jointly owned with other body corporate with 50% share.
** Gross carrying amount includes ₹ 1.17 crores (previous year ₹ 1.17 crores) jointly owned with other body corporate with 50% share.
*** Additions include ₹ 17.40 crores (previous year ₹ 33.98 crores) on account of exchange difference on foreign currency loans
# Refer note 42 for disclosure pertaining to leases.

(i) Contratual obligations
Refer note 36 for disclosures of contractual commitments for the acquisition of property, plant and equipment.

(ii) Property, plant and equipment pledged as security
Refer note 44 and 15 for information on property, plant and equipment pledged as security by the Group.

2A The Group has capital work-in-progress amounting to ₹ 12.58 crores as at 31 March 2020 (previous year: ₹ 23.50 crores)

3	**Other intangible assets**			
	Particulars	**Computer software**	**Mining development expense (stripping cost)**	**Total**
	Gross carrying amount			
	As at 01 April 2018	**30.59**	**14.38**	**44.97**
	Additions	19.90	-	**19.90**
	Disposal	(1.86)	-	**(1.86)**
	As at 31 March 2019	**48.63**	**14.38**	**63.01**
	Additions	11.21	-	**11.21**
	Disposal	-	-	**-**
	Translation difference	0.05	-	**0.05**
	As at 31 March 2020	**59.89**	**14.38**	**74.27**
	Accumulated amortisation			
	As at 01 April 2018	**17.11**	**8.65**	**25.76**
	Amortisation charge	4.15	3.68	**7.83**
	As at 31 March 2019	**21.26**	**12.33**	**33.59**
	Amortisation charge	7.85	0.74	**8.59**
	Translation difference	-	-	**-**
	As at 31 March 2020	**29.11**	**13.07**	**42.18**
	Net carrying amount			
	As at 31 March 2019	**27.37**	**2.05**	**29.42**
	As at 31 March 2020	**30.78**	**1.31**	**32.09**

3A The Group has intangible assets under development amounting to ₹ 2.40 crores as at 31 March 2020 (previous year: ₹ 5.64 crores)

4	Investments	As at 31 March 2020			As at 31 March 2019		
		Nos.	Face Value (₹)	Amount	Nos.	Face Value (₹)	Amount
I	**Non-current investments**						
A	**Investment accounted for using equity method**						
(i)	**Investment in associate companies carried at cost (unquoted)**						
	Jindal Stainless Corporate Management Services Private Limited	5,000	10	4.16	5,000	10	2.92
	Jindal United Steel Limited #	99,098,577	10	92.95	58,166,145	10	58.15
	Jindal Coke Limited	8,432,372	10	57.78	8,432,372	10	60.85
				154.89			**121.92**
(ii)	**Investment in 10 % Non-cumulative non-convertible redeemable preference shares (equity portion) of associate companies carried at cost (unquoted) ***						
	Jindal United Steel Limited #			75.88			75.88
	Jindal Coke Limited			79.31			79.31
				155.19			155.19
	Total (A)			**310.08**			**277.11**
B	**Other Non-current investments**						
B.1	**Investment in other companies-carried at fair value through other comprehensive income (unquoted)**						
	MJSJ Coal Limited	8,559,000	10	8.47	8,559,000	10	8.47
	Jindal Synfuels Limited	100,000	10	0.10	100,000	10	0.10
	Arian Resources Corporation	111,102		0.01	111,102		0.01
	Total (B.1)			**8.58**			**8.58**
B.2	**Investment in preference shares of associate companies**						
(i)	**0.01 % Non-cumulative compulsorily convertible preference shares carried at cost**						
	Jindal Coke Limited	17,617,568	10	17.62	17,617,568	10.00	17.62
	Jindal United Steel Limited #	75,951,363	10	75.95	116,883,795	10.00	116.88
				93.57			**134.50**

	Investments	As at 31 March 2020			As at 31 March 2019		
		Nos.	Face Value (₹)	Amount	Nos.	Face Value (₹)	Amount
(ii)	**10 % Non-Cumulative non-convertible redeemable preference shares carried at amortised cost ***						
	Jindal Coke Limited	91,647,073	10	17.06	91,647,073	10	15.81
	Jindal United Steel Limited #	87,673,311	10	16.74	87,673,311	10	15.12
				33.80			**30.93**
	Total (B.2)			**127.37**			**165.44**
B.3	**Investment in government or securities carried at amortised cost**						
	8.57% Andhra Pradesh SDL 2020			-	220,000	100	2.31
	Total (B.3)			**-**			**2.31**
	Total (B.1+B.2+B.3)			**135.90**			**176.33**
II	**Current investments**						
A	**Investment in equity instruments - carried at fair value through profit or loss (quoted)**						
	Hotel Leela Ventures Limited	90,000	2	0.03	90,000	2	0.10
	Central Bank of India	7,247	10	0.01	7,247	10	0.02
	Adani Ports and Special Economic Zone Limited	7,355	2	0.18	7,355	2	0.28
	Total			**0.22**			**0.40**
B	**Investment in government or securities carried at amortised cost**						
	8.57% Andhra Pradesh SDL 2020	220,000	100	2.31			-
	Total			**2.31**			**-**
	Aggregate amount of unquoted investments			**138.21**			**176.33**
	Aggregate amount and market value of quoted investments			**0.22**			**0.40**

* In terms of Composite Scheme of Arrangement (Refer note 34), Jindal Coke Limited and Jindal United Steel Limited issued 10% non cumulative non convertible redeemable preference shares to the Holding Company. The difference between the fair value of such preference shares upon initial recognition and the amount of settlement as per the said scheme, has been accounted as deemed equity contribution and has been classified as investment in equity instrument.

The management of the Company reviewed the carrying amount of its investment in its associate company, Jindal United Stainless Limited ('JUSL') and the carrying amount of net assets of the subsidiary company, PT. Jindal Stainless Indonesia ('PTJSI') as at 31 March 2020. The management observed the existence of certain indicators of impairment and accordingly appointed an independent valuation specialist to assesses the recoverable amount of the investment/net assets by comparing the value in use and carrying amount of the investment/net assets as on the reporting date.
The independent valuation specialist concluded that there is no impairment in the carrying amount of investment/net assets.

5	Loans	Non-current		Current	
		As at 31 March 2020	As at 31 March 2019	As at 31 March 2020	As at 31 March 2019
	Loans receivables considered good - Unsecured				
	Security deposits	26.57	28.25	5.17	7.87
	Other loans*	78.69	10.70	-	-
	Total	**105.26**	**38.95**	**5.17**	**7.87**
	* includes loan to related party				

Refer note 47 for disclosure of fair values in respect of financial assets measured at amortised cost and assessment of expected credit losses.

6	Other financial assets	Non-current		Current	
		As at 31 March 2020	As at 31 March 2019	As at 31 March 2020	As at 31 March 2019
	Receivables from related party	-	-	-	73.48
	Derivative asset (foreign exchange forward contracts)	-	-	30.83	32.97
	Bank deposits with remaining maturity of more than 12 months	2.24	0.43	-	-
	Export benefit receivables	-	-	26.03	21.04
	Other receivables	-	-	21.46	9.76
	Total	**2.24**	**0.43**	**78.32**	**137.25**

Refer note 44 for information on other financial assets pledged as security by the Group.
Refer note 47 for disclosure of fair values in respect of financial assets measured at amortised cost and assessment of expected credit losses.

7	Other assets	Non-current		Current	
		As at 31 March 2020	As at 31 March 2019	As at 31 March 2020	As at 31 March 2019
	Capital advances	18.90	18.45	-	-
	Prepaid expenses	7.98	9.56	-	10.15
	Advances to vendors	-	-	106.95	108.52
	Balances with statutory authorities	48.86	8.20	117.25	113.64
	Other assets	-	-	3.25	2.31
	Total	**75.74**	**36.21**	**227.45**	**234.62**

8	Inventories	As at 31 March 2020	As at 31 March 2019
	Raw materials [Including goods-in-transit ₹ 419.04 crores (previous year ₹ 286.91 crores)] *	724.05	511.23
	Work-in-progress	1,010.93	1,024.29
	Finished goods [Including goods-in-transit ₹ 50.05 crores (previous year ₹ 38.05 crores)] *	713.57	577.79
	Stock-in-trade [Including goods-in-transit ₹ Nil crores (previous year ₹ 6.09 crores)]	5.36	11.81
	Store and spares [Including goods-in-transit ₹ 18.37 crores (previous year ₹ 16.93 crores)]	285.07	289.49
	Total	**2,738.98**	**2,414.61**

* Write-downs of inventories to net realisable value on account of slow moving and obsolete items amounted to ₹ 3.94 crores (31 March 2019 : ₹ 7.39 crores). These were recognized as an expense during the year and were included in 'changes in inventories of finished goods, stock-in-trade and work-in-progress' in Statement of Profit and Loss.
Refer note 44 and 15 for information on inventories pledged as security by the Group.

9	Trade receivables (Unsecured)	As at 31 March 2020	As at 31 March 2019
	Trade receivables considered good	705.19	919.38
	Trade receivables - credit impaired	11.06	11.59
	Total	**716.25**	**930.97**
	Less : Provision for impairment	(11.06)	(11.59)
		705.19	**919.38**

Refer note 47 (C.1)(b)(ii) for details of expected credit loss for trade receivables under simplified approach
Refer note 47 for disclosure of fair values in respect of financial assets measured at amortised cost and assessment of expected credit losses.
Refer note 44 and 15 for information on trade receivables pledged as security by the Group.

10	Cash and cash equivalents	As at 31 March 2020	As at 31 March 2019
	Balances with banks	27.11	0.74
	Balances with banks in foreign currency	0.02	22.77
	Bank deposits with original maturity of less than three months *	5.52	11.91
	Cheques on hand/remittances in transit	7.40	0.81
	Cash on hand	0.16	0.10
	Total	**40.21**	**36.33**

* The Holding Company has also created bank deposit of ₹ 0.80 crores (previous year ₹ Nil) for Debenture Redemption Reserve.
Refer note 47 for disclosure of fair values in respect of financial assets measured at amortised cost and assessment of expected credit losses.
Refer note 44 for information on Cash and cash equivalents pledged as security by the Group.

11	Other bank balances	As at 31 March 2020	As at 31 March 2019
	Bank deposits with original maturity of more than three month but residual maturity of less than twelve months*	28.45	8.89
	Total	**28.45**	**8.89**

* ₹ 22.05 crores (previous year ₹ 2.10 crores) is under lien with banks. The Holding Company has also created bank deposit of ₹ 6.40 crores (previous year ₹ 6.03 crores) for Debenture Redemption Reserve.
Refer note 47 for disclosure of fair values in respect of financial assets measured at amortised cost and assessment of expected credit losses.

12	Income tax assets (net)	Non-current		Current	
		As at 31 March 2020	As at 31 March 2019	As at 31 March 2020	As at 31 March 2019
	Prepaid taxes [net of provision for tax]	26.46	31.12	-	21.25
	Total	**26.46**	**31.12**	**-**	**21.25**

13	Equity share capital	As at 31 March 2020	As at 31 March 2019
	Authorised		
	605,000,000 (previous year 605,000,000) Equity Shares of ₹ 2 each	121.00	121.00
	170,000,000 (previous year 170,000,000) Preference Shares of ₹ 2 each	34.00	34.00
		155.00	**155.00**
	Issued, subscribed and paid-up		
	487,234,600 (previous year 479,221,660) Equity Shares of ₹ 2 each fully paid up	97.45	95.84
		97.45	**95.84**

A	Reconciliation of the number of equity shares outstanding at the beginning and at the end of the reporting year	As at 31 March 2020	As at 31 March 2019
		No. of Shares	**No. of Shares**
	Shares outstanding at the beginning of the year	479,221,660	479,221,660
	Shares issued during the year		
	Allotment of equity shares on preferential basis (refer note (i) below)	8,012,940	-
	Shares outstanding at the end of the year	**487,234,600**	**479,221,660**

(i) During the year ended 31 March 2020, the Holding Company allotted 8,012,940 equity shares having face value of ₹ 2 each ("Equity Shares") to a promoter group entity (JSL Limited) on preferential basis at a price of ₹ 35.65 (including premium of ₹ 33.65) per share, aggregating to ₹ 28.57 crores.

(ii) As on 31 March 2020, 8,802,167 GDSs (previous year 8,802,167 GDSs) with 17,604,334 underlying equity shares (previous year 17,604,334 equity shares) were outstanding. Each GDS represents 2 underlying equity shares of the Holding Company.

B Terms/rights attached to equity shares

The Holding Company has only one class of equity shares having a face value of ₹ 2 per share. Each shareholder is eligible for one vote per equity share held [other than the shares represented by Regulation S Global Depository Shares (the "GDSs") issued by the Holding Company whose voting rights are subject to certain conditions and procedure as prescribed under the Regulation S Deposit Agreement]. The Holding Company declares and pays dividends in Indian rupees. The dividend proposed, if any, by the Board of Directors is subject to the approval of the shareholders in the ensuing Annual General Meeting and also has equal right in distribution of Profit/Surplus in proportions to the number of equity shares held by the shareholders.

C **Equity shares in the Holding Company held by each shareholder holding more than 5% equity shares are as under**

Name of the shareholder	As at 31 March 2020		As at 31 March 2019	
	No. of Equity Shares	% holding	No. of Equity Shares	% holding
JSL Overseas Holding Limited	70,995,424	14.57	70,995,424	14.81
Jindal Stainless (Hisar) Limited	168,284,309	34.54	168,284,309	35.12

D During the five years immediately preceding 31 March 2020, in the year ended 31 March 2017, the Holding Company issued 168,284,309 equity shares to Jindal stainless (Hisar) Limited in terms of the composite scheme of arrangement referred to in note 34. In the aforementioned period of five years, the Holding Company has neither allotted any bonus shares nor have any shares been bought back.

E **Optionally convertible redeemable preference shares**

During the year ended 31 March 2018, the Holding Company had allotted 142,830,637 0.01% Optionally Convertible Redeemable Preference Shares having face value of ₹ 2 each ("OCRPS") to the lenders of the Holding Company upon conversion of the Funded Interest Term Loan I and the Funded Interest Term Loan II at a price of ₹ 39.10 (including premium of ₹ 37.10) per OCRPS aggregating to ₹ 558.47 crores, on the terms as approved by the Board of Directors of the Company (Refer note 15 and 38).

During the year ended 31 March 2020, the Holding Company has redeemed the aforementioned OCRPS issued to the lenders at a price of ₹ 39.10/- per share (including premium of ₹ 37.10/- per share) aggregating to ₹ 558.47 crores.

14	**Other equity**		
A	**Amalgamation Reserve**		
This reserve was created in accordance with an approved scheme of amalgamation between Jindal Stainless Limited, Austenitic Creations Pvt Limited and J-Inox Creations Pvt Limited with effect from 1 April 2003.			
	Particulars	**Year ended 31 March 2020**	**Year ended 31 March 2019**
	Balance at the beginning of the year	1.22	1.22
	Balance at the end of the year	**1.22**	**1.22**

B	**Foreign currency monetary items translation difference account**		
This reserve represents unamortised foreign exchange differences arising on translation of long-term foreign currency monetary items.			
	Particulars	**Year ended 31 March 2020**	**Year ended 31 March 2019**
	Balance at the beginning of the year	(15.75)	-
	Add: Accumulated during the year	(10.09)	(25.09)
	Less : Amortised during the year	14.51	9.34
	Balance at the end of the year	**(11.33)**	**(15.75)**

C	**Debenture redemption reserve**		
As at 31 March 2020, the Holding Company has earmarked a portion of its distributable profits for redemption of its outstanding debentures. Till 31 March 2019, such reserve was carried in terms of the requirements of the Companies Act, 2013.			
	Particulars	**Year ended 31 March 2020**	**Year ended 31 March 2019**
	Balance at the beginning of the year	32.07	51.69
	Less : Transferred during the year to retained earnings	7.65	19.62
	Balance at the end of the year	**24.42**	**32.07**

D	**Securities premium**		
	Represents the amount received in excess of par value of securities.		
	Particulars	**Year ended 31 March 2020**	**Year ended 31 March 2019**
	Balance at the beginning of the year	1,053.91	1,053.91
	Add : Securities premium received on issue of equity shares on preferential basis	26.97	-
	Balance at the end of the year	**1,080.88**	**1,053.91**

E	**Capital Redemption Reserve**		
Capital redemption reserve represents reserves created as per provisions of section 80 of Companies Act, 1956 on redemption of 10.5% Redeemable Cumulative Non Convertible Preference Shares in the financial year 2003-04.			
	Particulars	**Year ended 31 March 2020**	**Year ended 31 March 2019**
	Balance at the beginning of the year	20.00	20.00
	Balance at the end of the year	**20.00**	**20.00**

F	**Retained earnings**		
	Represents the undistributed surplus of the Group		
	Particulars	**Year ended 31 March 2020**	**Year ended 31 March 2019**
	Balance at the beginning of the year	1,352.01	1,187.89
	Add: Profit for the year	71.32	142.38
	Add : Re-measurements of defined employee benefit plans (net of tax)	(0.72)	0.11
	Add: Transfer from debenture redemption reserve	7.65	19.62
	Add: Others	-	1.43
	Add: Transferred from revaluation reserve to retained earnings	-	0.58
	Balance at the end of the year	**1,430.26**	**1,352.01**

G	**Foreign currency translation reserve**		
This represents amount arising due to foreign currency translation differences while consolidating foreign operations			
	Particulars	**Year ended 31 March 2020**	**Year ended 31 March 2019**
	Balance at the beginning of the year	(12.47)	(10.01)
	Add : Other comprehensive income for the year (net of tax)	8.16	(2.46)
	Balance at the end of the year	**(4.31)**	**(12.47)**

H	**Revaluation reserve**		
	This represents revaluation gain against revlaution of land, building and plant & machinery.		
	Particulars	**Year ended 31 March 2020**	**Year ended 31 March 2019**
	Balance at the beginning of the year	64.28	64.86
	Add: Deferred tax liability on revaluation reserve reversed	14.76	-
	Less: Transferred from revaluation reserve to retained earnings	-	(0.58)
	Balance at the end of the year	**79.04**	**64.28**

I	**Other comprehensive income - share of associates**		
	Particulars	**Year ended 31 March 2020**	**Year ended 31 March 2019**
	Balance at the beginning of the year	(0.29)	(0.20)
	Add : Other comprehensive income for the year (net of tax)	(0.10)	(0.09)
	Balance at the end of the year	**(0.39)**	**(0.29)**
	Total of other equity	**2,619.79**	**2,494.98**

15	**Borrowings**	**Non-current**		**Current**	
		As at 31 March 2020	**As at 31 March 2019**	**As at 31 March 2020**	**As at 31 March 2019**
I	**Secured**				
A	**Debentures**				
(i)	Redeemable non-convertible debentures	452.08	97.68	45.60	28.80
		452.08	**97.68**	**45.60**	**28.80**
B	**Term loans**				
(i)	**From banks**				
	Rupee term loans	1,297.80	1,053.54	170.42	133.62
	Foreign currency loans	-	252.87	276.34	252.87
(ii)	**From others (Non banking financial companies)**				
	Rupee term loans	58.32	137.05	39.98	65.05
		1,356.12	**1,443.46**	**486.74**	**451.54**

	Borrowings	Non-current		Current	
		As at 31 March 2020	As at 31 March 2019	As at 31 March 2020	As at 31 March 2019
C	**Funded interest term loans**				
	From others	7.37	16.63	9.26	9.90
		7.37	**16.63**	**9.26**	**9.90**
	Total	**1,815.57**	**1,557.77**	**541.60**	**490.24**
II	**Unsecured**				
A	0.01% Optionally convertible redeemable preference shares [Refer note 38]	-	694.92	-	-
B	Inter corporate deposits from related party	900.00	900.00	-	-
	Total	**900.00**	**1,594.92**	**-**	**-**
	Less : Amount disclosed under the head other financial liabilities- current (Refer note 16)	-	-	**541.60**	**412.40**
	Total	**2,715.57**	**3,152.69**	**-**	**77.84**

Refer note 47 for disclosure of fair values in respect of financial liabilities measured at amortised cost and analysis of their maturity profile.

III Reconciliation of liabilities arising from financing activities				
Particulars	**Year ended 31 March 2020**		**Year ended 31 March 2019**	
	Long-term borrowings	**Short-term borrowings (Refer note 20)***	**Long-term borrowings**	**Short-term borrowings (Refer note 20)***
Opening balance	3,644.73	742.99	3,963.30	1,051.51
Cash flows				
Repayment	(1,212.87)	(100.95)	(471.25)	(304.69)
Proceeds	800.00	-	-	-

Particulars	Year ended 31 March 2020		Year ended 31 March 2019	
	Long-term borrowings	Short-term borrowings (Refer note 20)*	Long-term borrowings	Short-term borrowings (Refer note 20)*
Non cash:				
Foreign exchange (gain)/loss on foreign currency loans	21.61	3.70	59.07	(3.83)
Interest accrued on 0.01% Optionally convertible redeemable preference shares [Refer note 38]	-	-	88.42	-
Amortisation of transaction costs in respect of financial liabilities carried at amortised cost	3.70	-	5.19	-
Closing balance	**3,257.17**	**645.73**	**3,644.73**	**742.99**

* Movement in short term borrowings is presented on net basis

	Particulars	As at 31 March 2020	As at 31 March 2019
IV	**Secured borrowings**		
A	**Debentures**		
(i)	Redeemable Non-Convertible Debentures **Redeemable in quarterly instalments of:** - ₹ 13.30 to ₹ 13.40 crores during 2022-23 (three instalments, first instalment falling due on 31 July 2022) - ₹ 15.00 crores each during 2023-24 (four instalments) - ₹ 20.00 crores each during 2024-25 (four instalments) - ₹ 25.00 crores each during 2025-26 (four instalments) - ₹ 30.00 crores each during 2026-27 (four instalments, last instalment falling due on 31 January 2027) **Secured by:** **-** first pari-passu charge by way of mortgage of Group's immovable properties and hypothecation of movable fixed assets both present and future - second pari-passu charge by way of hypothecation and/ or pledge of current assets namely finished goods, raw materials, work-in - progress, consumable stores and spares, book debts and bills receivable, both present and future. Also, refer note V	400.00	-

	Particulars	As at 31 March 2020	As at 31 March 2019
(ii)	Redeemable Non-Convertible Debentures **Redeemable in quarterly instalments of:** - ₹ 11.40 crores each during 2020-21 (four instalments, next instalment falling due on 01 April 2020) - ₹ 10.42 crores each during 2021-22 (five instalments, last instalment falling due on 31 March 2022) **Secured by:** **-** first pari-passu charge by way of mortgage of Group's immovable properties and hypothecation of movable fixed assets both present and future - second pari-passu charge by way of hypothecation and/or pledge of current assets namely finished goods, raw materials, work-in- progress, consumable stores and spares, book debts and bills receivable, both present and future. Also, refer note V	97.68	128.28
	Total - Debentures	**497.68**	**128.28**
B	**Term loans**		
(i)	Rupee term loan **Repayable in quarterly instalments of:** ranging from ₹ 9.58 crores to ₹ 14.37 crores each during 2020-21 (four instalments) thereafter ranging from ₹ 14.37 crores to ₹ 44.54 crores each during 2021-22 to 2027-28 **Secured by:** - first pari-passu charge by way of mortgage of Group's immovable properties and hypothecation of moveable fixed assets both present and future and - second pari-passu charge by way of hypothecation and/or pledge of current assets namely finished goods, raw materials, work-in- progress, consumable stores and spares, book debts and bills receivable, both present and future. Also, refer note V	851.50	879.99

	Particulars	As at 31 March 2020	As at 31 March 2019
(ii)	Rupee term loan **Redeemable in quarterly instalments of:** - ₹ 10.00 crores during 2021-22 (two instalments) - Ranging from ₹ 10.00 crores to ₹ 20.00 crores each during 2022-23 (four instalments) - ₹ 20.00 crores each during 2023-24 (four instalments) - Ranging from ₹ 18.00 crores to ₹ 20.00 crores each during 2024-25 (four instalments) - Ranging from ₹ 17.00 crores to ₹ 18.00 crores each during 2025-26 (four instalments) - Ranging from ₹ 17.00 crores to ₹ 30.00 crores each during 2026-27 (four instalments) **Secured by:** **-** first pari-passu charge by way of mortgage of Group's immovable properties and hypothecation of movable fixed assets both present & future - second pari-passu charge by way of hypothecation and/or pledge of current assets namely finished goods, raw materials, work-in - progress, consumable stores and spares, book debts and bills receivable, both present and future. Also, refer note V	400.00	-
(iii)	Rupee term loan **Repayable in quarterly instalments of:** - ₹ 2.67 crores each during 2020-21 (three instalments) - ₹ 2.44 crores to ₹ 2.67 crores during 2021-22 (five instalments) - ₹ 2.34 crores during 2022-23 (last instalment) **Secured by:** - first pari-passu charge by way of mortgage of Group's immovable properties and hypothecation of moveable fixed assets both present and future and - second pari-passu charge by way of hypothecation and/or pledge of current assets namely finished goods, raw materials, work-in- progress, consumable stores and spares, book debts and bills receivable, both present and future. Also, refer note V	22.76	34.60

	Particulars	As at 31 March 2020	As at 31 March 2019
(iv)	Rupee term loan **Repayable in quarterly instalments of:** Repayable in quarterly instalments of - ₹ 3.81 crores each during 2020-21 (three instalments) ranging from ₹ 2.48 Crores to ₹ 3.81 crores each during 2021-22 (five instalments) - ₹ 1.56 crores during 2022-23 (last instalment) **Secured by:** - first pari-passu charge by way of mortgage of Group's immovable properties and hypothecation of moveable fixed assets both present and future and - second pari-passu charge by way of hypothecation and/or pledge of current assets namely finished goods, raw materials, work-in-progress, consumable stores and spares, book debts and bills receivable, both present and future. Also, refer note V	28.00	36.91
(v)	Rupee term loan **Repayable in quarterly instalments of** - ₹ 18.75 crores each during 2020-21 (four instalments) - ₹ 18.75 crores each during 2021-22 (four instalments) - ₹ 18.75 crores each during 2022-23 (one instalment) **Secured by:** - first pari-passu charge by way of mortgage of Group's immovable properties and hypothecation of moveable fixed assets both present and future. Also, refer note V(a)	168.99	225.30
(vi)	Rupee term loan **Repayable in quarterly instalments of** - ₹ 1.1 crores each during 2020-21 (three instalments) ranging from ₹ 1.01 to ₹ 1.10 crores each during 2021-22 (Five instalments) - ₹ 1.01 Crores during 2022-23 (Last Instalment) **Secured by:** - second pari-passu charge by way of mortgage of Group's immovable properties and hypothecation of moveable fixed assets both present and future and hypothecation and/or pledge of current assets namely finished goods, raw materials, work-in-progress, consumable stores and spares, book debts and bills receivable, both present and future. Also, refer note V	9.43	13.32

	Particulars	As at 31 March 2020	As at 31 March 2019
(vii)	Rupee term loan **Repayable in monthly instalments of** ranging from ₹ 5.00 crores to ₹ 6.67 crores during 2020-21 to 2021-22 **Secured by:** - first pari-passu charge by way of mortgage of Group's immovable properties and hypothecation of moveable fixed assets both present and future. Also, refer note V(a)	98.30	203.36
(viii)	Foreign currency loan Repayable entirely during 2020-21 **Secured by:** - first pari-passu charge by way of mortgage of Group's immovable properties and hypothecation of moveable fixed assets both present and future and - second pari-passu charge by way of hypothecation and/or pledge of current assets namely finished goods, raw materials, work-in- progress, consumable stores and spares, book debts and bills receivable, both present and future. Also, refer note V(c)	276.34	505.73
	Total	**1,855.32**	**1,899.21**
	Less: Unamortised portion of upfront fees and transaction costs	12.46	4.21
	Total - Term loans	**1,842.86**	**1,895.00**
C	**Funded interest term loans**		
(i)	Funded interest term loans **Repayable in quarterly instalments of** - ₹ 1.62 crores each during 2020-21 (four instalments) - ₹ 1.47 crores each during 2021-22 (five Instalments) **Secured by:** - first pari-passu charge by way of mortgage of Group's immovable properties and hypothecation of moveable fixed assets both present and future and - second pari-passu charge by way of hypothecation and/or pledge of current assets namely finished goods, raw materials, work-in-progress, consumable stores and spares, book debts and bills receivable, both present and future. Also, refer note V	13.86	18.21

	Particulars	As at 31 March 2020	As at 31 March 2019
(ii)	Funded interest term loans **Repayable in quarterly instalments of** - ₹ 1.39 crores each from 30 April 2020 till 31 July 2020 (two installments) **Secured by:** first pari-passu charge by way of mortgage of Group's immovable properties and hypothecation of moveable fixed assets both present and future and second pari-passu charge by way of hypothecation and/or pledge of current assets namely finished goods, raw materials, work-in- progress, consumable stores and spares, book debts and bills receivable, both present and future. Also, refer note V	2.77	8.32
	Total - Funded interest term loans	**16.63**	**26.53**
	Total - Secured	**2,357.17**	**2,049.81**
D	0.01% Optionally Convertible Redeemable Preference Shares	-	694.92
	Refer note 38 for details		
E	Inter corporate deposits from related party **Repayable in** one or more instalments by 31 March 2023 or such other terms as may be mutually agreed between the Holding Company and Jindal Stainless (Hisar) Limited.	900.00	900.00
	Total - Unsecured	**900.00**	**1,594.92**

The above term loans (including redeemable non-convertible debentures, rupee term loans and funded interest term loans) bear a floating rate of interest linked with SBI Base Rate / MCLR of respective banks plus applicable spread ranging from 135 bps to 465 bps.

Foreign currency loan facilities carry rate of interest, equivalent to applicable LIBOR plus spread of 395 bps.

The inter corporate deposit from the related party is also a variable rate facility which is subject to changes as notified by lender from time to time in accordance with prevailing market interest rates. As at 31 March 2020, the aforementioned deposits carry rate of interest of 10%.

V Certain credit facilities / loans are also secured by the following as well as also cross referred in IV(A,B and C) respectively:

a. Unconditional and irrevocable personal guarantee of CMD Mr. Ratan Jindal;

b. Unconditional and irrevocable corporate guarantee of promoter group companies in proportion to the number and to the extent of equity shares pledged by each promoter group company;

c. Unconditional and irrevocable corporate guarantee of Jindal Stainless (Hisar) Limited.

d. Pari-passu pledge of 183,832,727 equity shares held in the Holding Company by promoters.

e. Pledge over shares of the entities as listed below:

- PT. Jindal Stainless Indonesia
- JSL Stainless FZE
- JSL Group Holdings Pte. Limited
- Iberjindal S.L.
- Jindal Coke Limited
- Jindal United Steel Limited

16	Other financial liabilities	Non-current		Current	
		As at 31 March 2020	As at 31 March 2019	As at 31 March 2020	As at 31 March 2019
	Current maturities of long term borrowings	-	-	541.60	492.04
	Interest accrued	-	-	182.80	98.36
	Capital creditors *	-	-	19.97	46.67
	Security deposits	29.12	26.01	13.47	13.00
	Unpaid matured deposits and interest accrued thereon	-	-	0.20	0.23
	Derivative liability	-	-	61.79	16.59
	Lease liability	73.28	-	4.36	-
	Other outstanding financial liabilities	-	-	218.56	286.13
	Total	**102.40**	**26.01**	**1,042.75**	**953.02**

* Includes amounts due to micro, small and medium enterprises amounting to ₹ Nil (previous year ₹ 0.98 crores). Refer note 21(A)

Refer note 47 for disclosure of fair values in respect of financial liabilities measured at amortised cost and analysis of their maturity profile.

17	Provisions	Non-current		Current	
		As at 31 March 2020	As at 31 March 2019	As at 31 March 2020	As at 31 March 2019
	For employee benefits	16.89	14.55	0.89	0.62
	Total	**16.89**	**14.55**	**0.89**	**0.62**

18	Deferred tax liabilities (net)	As at 31 March 2020	As at 31 March 2019
	Deferred tax liability arising on account of		
	Property, plant and equipment and intangible assets	1,240.21	1,237.23
	Financial assets and financial liabilities measured at amortised cost	11.49	3.95
	Total deferred tax liability	**1,251.70**	**1,241.18**
	Deferred tax assets arising on account of		
	Expenses deductible on payment	34.15	289.13
	Allowance for expected credit losses	27.05	25.27
	Lease liability	27.13	-
	Brought forward loss/Unabsorbed depreciation	889.05	713.45
	MAT credit entitlement	77.65	77.65
	Others	6.37	3.43
	Total deferred tax asset	**1,061.40**	**1,108.93**
	Net deferred tax liability	**(190.30)**	**(132.25)**

19	Other liabilities	Non-current		Current	
		As at 31 March 2020	As at 31 March 2019	As at 31 March 2020	As at 31 March 2019
	Advance from customers	-	-	138.96	128.60
	Deferred revenue	258.86	271.53	12.63	12.63
	Other outstanding liabilities *	65.19	65.19	96.81	122.10
	Total	**324.05**	**336.72**	**248.40**	**263.33**
	*Includes statutory dues				

20	Borrowings (Current)	As at 31 March 2020	As at 31 March 2019
	Secured		
	Working capital facilities from bank	557.35	634.97
		557.35	**634.97**
	Unsecured		
	Working capital facilities from bank	88.38	108.02
		88.38	**108.02**
	Total	**645.73**	**742.99**
	Working capital facilities of Holding Company are secured by first parri-passu charge by way of hypothecation and/or pledge of current assets namely finished goods, raw material, work in progress, consumable stores and spares, book debts, bill receivable both present & future and second parri-passu charge by way of mortgage and/or hypothecation in respect of other movable and immovable properties both present & future of the Holding Company.		
	Working capital facility amounting (including overdraft facilities) to ₹ 159.80 crores (previous year ₹ 162.00 crores), obtained by subsidiary PT. Jindal Stainless Indonesia is collateralized by inventories, land & machinery and accounts receivable and letter of comfort/undertaking for non disposing of equity investment in PT. Jindal Stainless Indonesia by Holding Company.		
	Working capital facility of Holding Company from bank includes cash credit facility and working capital demand loan amounting to ₹ 397.44 crores (previous year ₹ 468.96 crores) also secured by additional securities as mentioned in note 15(V).		
	Refer note 47 for disclosure of fair values in respect of financial liabilities measured at amortised cost and analysis of their maturity profile.		

21	**Trade payables**	**As at 31 March 2020**	**As at 31 March 2019**
	Total outstanding dues of micro and small enterprises (refer note A below)	87.28	77.44
	Total outstanding dues of creditors other than micro and small enterprises	2,572.30	2,410.89
	Total	**2,659.58**	**2,488.33**

A	On the basis of confirmation obtained from suppliers who have registered themselves under the Micro, Small and Medium Enterprise Development Act, 2006 (MSMED Act, 2006) and based on the information available with the Group, dues disclosed as per the Micro, Small and Medium Enterprise Development Act, 2006 at the year end are below:		
	Particulars	**31 March 2020**	**31 March 2019**
(i)	The principal amount and the interest due thereon remaining unpaid to any supplier as at the end of each accounting year		
	Principal amount due	87.26	78.38
	Interest amount due	0.02	0.04
(ii)	The amount of interest paid by the buyer in terms of section 16, along with the amounts of the payment made to the supplier beyond the appointed day during each accounting year	-	-
(iii)	The amount of interest due and payable for the period of delay in making payment (which have been paid but beyond the appointed day during the year) but without adding the interest specified under the Act	-	-
(iv)	The amount of interest accrued and remaining unpaid at the end of each accounting year	0.02	0.04
(v)	The amount of further interest remaining due and payable even in the succeeding years, until such date when the interest dues as above are actually paid to the small enterprise, for the purpose of disallowance as a deductible expenditure under section 23.	-	-

22	**Current tax liabilities (net)**	**As at 31 March 2020**	**As at 31 March 2019**
	Provision for taxation (net of prepaid taxes)	0.72	1.57
	Total	**0.72**	**1.57**

23	**Revenue from operations**	**Year ended 31 March 2020**	**Year ended 31 March 2019**
	Sale of products		
	Manufactured goods	11,922.16	12,349.81
	Trading goods	509.72	771.24
		12,431.88	**13,121.05**
	Sale of services		
	Job charges received	242.25	207.03
	Business support services	77.32	66.22
	Consultancy income	6.97	6.54
		326.54	**279.79**
	Other operating revenue		
	Export benefits	98.72	88.51
	Sale of gases	10.63	2.57
	Liabilities no longer required/excess provision written back	63.67	20.74
	Others	19.43	44.67
		192.45	**156.49**
	Total	**12,950.87**	**13,557.33**

24	**Other income**	**Year ended 31 March 2020**	**Year ended 31 March 2019**
	Interest income on		
	Investments	2.88	3.08
	Fixed deposits and other receivables	4.90	5.64
	Trade receivables	9.89	7.94
	Income tax refund	3.44	0.94
	Financial assets measured at amortised cost	1.21	1.10
	Gain on disposal of investments (net)	-	0.02
	Insurance claim received	8.94	5.52
	Others	8.63	8.37
	Total	**39.89**	**32.61**

25	**Changes in inventories of finished goods, work in progress and stock-in-trade**	**Year ended 31 March 2020**	**Year ended 31 March 2019**
	Opening stock		
	Finished goods	577.79	652.58
	Work in progress	1,024.29	666.37
	Stock-in-trade	11.81	60.93
		1,613.89	**1,379.88**
	Closing stock		
	Finished goods	713.57	577.79
	Work in progress	1,010.93	1,024.29
	Stock-in-trade	5.36	11.81
		1,729.86	**1,613.89**
	Translation difference on inventory	(11.26)	16.29
	Total	**(127.23)**	**(217.72)**

26	**Employee benefits expense**	**Year ended 31 March 2020**	**Year ended 31 March 2019**
	Salaries, wages, bonus and other benefits	186.55	196.04
	Contribution to provident and other funds	8.89	7.39
	Staff welfare expenses	9.09	8.48
	Total	**204.53**	**211.91**

27	**Finance cost**	**Year ended 31 March 2020**	**Year ended 31 March 2019**
	Interest expenses	505.16	570.33
	Other borrowing costs	80.37	66.54
	Total	**585.53**	**636.87**

28	**Depreciation and amortisation expenses**	**Year ended 31 March 2020**	**Year ended 31 March 2019**
	Depreciation on property, plant and equipment	416.57	343.67
	Amortisation of intangible assets	8.59	7.83
	Total	**425.16**	**351.50**

29	**Other expenses**	**Year ended 31 March 2020**	**Year ended 31 March 2019**
	Consumption of stores and spare parts	714.46	857.71
	Power and fuel	792.61	732.38
	Labour processing and transportation charges	193.40	153.08
	Repairs to buildings	9.05	13.16
	Repairs to plant and machinery	29.27	34.13
	Job work expenses	764.50	689.61
	Other manufacturing expenses	159.88	177.71
	Loss on disposal of property, plant and equipment	-	0.34
	Insurance	12.34	9.50
	Rent	19.85	8.12
	Rates and taxes	1.17	4.41
	Legal and professional	57.43	68.18
	Communication	2.42	2.54
	Printing & Stationary	5.18	4.99
	Travelling and conveyance	4.85	6.09
	Director's meeting fees	0.22	0.21
	Vehicle upkeep and maintenance	12.36	11.82
	Auditor's remuneration	0.67	0.57
	Freight and forwarding expenses	172.95	157.66
	Commission on sales	32.10	15.27
	Other selling expenses	25.01	28.97
	Allowance for expected credit losses	1.08	2.09
	Bad debts written off	0.86	5.71
	Advertisement and publicity	0.93	0.86
	Miscellaneous expenses	15.78	20.52
	Total	**3,028.37**	**3,005.63**

30	**Income Tax**	**Year ended 31 March 2020**	**Year ended 31 March 2019**
	The income tax expense consists of the following:		
	Current tax		
	Current tax	1.26	2.73
	Taxes in relation to earlier years	18.95	0.53
		20.21	**3.26**
	Deferred tax		
	Relating to origination & reversal of temporary differences	79.61	79.13
	Deferred tax (credit)/ expense pertaining to prior periods	(7.18)	(5.79)
		72.43	**73.34**
	Total tax expense	**92.64**	**76.60**
	Reconciliation of tax expense applicable to profit before tax at the latest statutory enacted tax rate in India to income tax expense reported is as follows:	**Year ended 31 March 2020**	**Year ended 31 March 2019**
	Profit before tax	**165.26**	**221.71**
	Applicable tax rate for Holding Company	34.94%	34.94%
	Expected income tax expense	**57.75**	**77.46**
	Tax effect of adjustment to reconcile expected income tax expense to reported income tax expense		
	(Income exempted from) / Expenses not deductible in tax	15.46	7.83
	Change in tax rates	3.28	-
	Income taxable at different rate	5.85	(2.33)
	Tax pertaining to prior years	11.77	(5.26)
	Deferred tax not recognised on share of profit of associates	2.75	(4.27)
	Others	(4.22)	3.17
	Income tax expense	**92.64**	**76.60**

Movement in deferred tax assets and liabilities for the year ended 31 March 2020 :-

Particulars	Opening deferred tax asset / (liability)	Income tax (expense) / credit recognized in profit or loss	Income tax (expense) / credit recognized in other comprehensive income	Movement through other equity	Closing deferred tax asset / (liability)
Property, plant and equipment and intangible assets	(1,237.23)	(17.74)	-	14.76	(1,240.21)
Financial assets and financial liabilities measured at amortised cost	(3.95)	(7.54)	-	-	(11.49)
Lease liability	-	27.13	-	-	27.13
Expenses deductible on payment	289.13	(254.60)	(0.38)	-	34.15
Allowance for expected credit losses	25.27	1.78	-	-	27.05
Brought forward loss/Unabsorbed depreciation	713.45	175.60	-	-	889.05
MAT credit entitlement	77.65	-	-	-	77.65
Others	3.43	2.94	-	-	6.37
Net deferred tax asset / (liability)	**(132.25)**	**(72.43)**	**(0.38)**	**14.76**	**(190.30)**

Movement in deferred tax assets and liabilities for the year ended 31 March 2019 :-

Particulars	Opening deferred tax asset / (liability)	Income tax (expense) / credit recognized in profit or loss	Income tax (expense) / credit recognized in other comprehensive income	Movement through other equity	Closing deferred tax asset / (liability)
Property, plant and equipment and intangible assets	(1,205.80)	(31.43)	-	-	(1,237.23)
Financial assets and financial liabilities measured at amortised cost	-	(3.95)	-	-	(3.95)

Particulars	Opening deferred tax asset / (liability)	Income tax (expense) / credit recognized in profit or loss	Income tax (expense) / credit recognized in other comprehensive income	Movement through other equity	Closing deferred tax asset / (liability)
Expenses deductible on payment	253.04	36.05	0.04	-	289.13
Allowance for expected credit losses	21.38	3.89	-	-	25.27
Brought forward loss/Unabsorbed depreciation	814.15	(100.70)	-	-	713.45
MAT credit entitlement	57.67	19.98	-	-	77.65
Others	0.61	2.82	-	-	3.43
Net deferred tax asset / (liability)	**(58.95)**	**(73.34)**	**0.04**	**-**	**(132.25)**

31 Revenue from Contracts with Customers

A. Disaggregation of revenue

The Group has performed a disaggregated analysis of revenues considering the nature, amount, timing and uncertainty of revenues. This includes disclosure of revenues by geography and timing of recognition.

Revenue from operations	Year ended 31 March 2020			
	Goods	Services	Other operating revenue*	Total
Revenue by geography				
Within India	9,085.96	319.55	27.41	9,432.92
Outside India	3,345.92	6.99	2.65	3,355.56
Total	**12,431.88**	**326.54**	**30.06**	**12,788.48**
Revenue by time				
Revenue recognised at point in time				12,461.94
Revenue recognised over time				326.54
Total				**12,788.48**

***** Other operating revenue amounting to ₹ 162.39 crores in the nature of export incentives and liabilities no longer required written back is not in the scope of Ind AS 115. Hence, not covered here.

Revenue from operations	Year ended 31 March 2019			
	Goods	Services	Other operating revenue*	Total
Revenue by geography				
Within India	9,777.73	273.22	45.62	10,096.57
Outside India	3,343.32	6.57	1.62	3,351.51
Total	**13,121.05**	**279.79**	**47.24**	**13,448.08**
Revenue by time				
Revenue recognised at point in time				13,168.29
Revenue recognised over time				279.79
Total				**13,448.08**

***** Other operating revenue amounting to ₹ 109.25 crores in the nature of export incentives and liabilities no longer required written back is not in the scope of Ind AS 115. Hence, not covered here.

B. Revenue recognised in relation to contract liabilities

Description	Year ended 31 March 2020	Year ended 31 March 2019
Revenue recognised in the reporting period that was included in the contract liability balance at the beginning of the period	128.60	120.90
Revenue recognised in the reporting period from performance obligations satisfied (or partially satisfied) in previous periods	-	-
Total	**128.60**	**120.90**

C. Assets and liabilities related to contracts with customers

Description	As at 31 March 2020		As at 31 March 2019	
	Non-current	Current	Non-current	Current
Contract liabilities related to sale of goods				
Advance from customers	-	138.96	-	128.60

D. Reconciliation of revenue recognised in Statement of Profit and Loss with Contract price

Description	Year ended 31 March 2020	Year ended 31 March 2019
Contract price	12,984.53	13,585.69
Less: Discount, rebates, credits etc.	196.05	137.61
Revenue from operations as per Statement of Profit and Loss	**12,788.48**	**13,448.08**

32	Earnings per share (EPS)	Year ended 31 March 2020	Year ended 31 March 2019
	Net profit for the year (in ₹ crores) for basic EPS	71.32	142.38
	Add: Interest expenses on potential equity shares (in ₹ crores)	55.01	57.52
	Net profit for the year (in ₹ crores) for diluted EPS	**126.33**	**199.90**
	Total shares outstanding in the beginning of the year (in numbers)	**479,221,660**	**479,221,660**
	Add: Weighted average number of shares issued during the year	4,291,083	-
	Weighted-average number of equity shares for basic EPS	**483,512,743**	**479,221,660**
	Effect of dilution :		
	Add: Weighted average number of shares outstanding on account of Optionally Convertible Redeemable Preference Shares (OCRPS)*	131,123,208	142,830,637
	Weighted-average number of equity shares for diluted EPS	**614,635,951**	**622,052,297**
	Basic EPS (Amount in ₹)	1.48	2.97
	Diluted EPS (Amount in ₹)	1.48	2.97
	* OCRPS are anti-dilutive in nature		

33 Due to outbreak of Coronavirus Disease 2019 (COVID-19) which has been declared as a Pandemic by World Health Organization and subsequent lock down ordered by the Central and State Government(s) in India, the manufacturing facilities of the Holding Company remained suspended from 25 March 2020 till 4 May 2020. The Holding Company in compliance with the necessary instructions/guidelines, resumed its operations on 5 May 2020 in a phased manner, while ensuring health safety of all the stakeholders. The Holding Company is gradually ramping up its operations depending upon the market conditions.

This situation resulted in temporary disturbance in the economic activities of the Holding Company (as detailed above) and its subsidiaries through interruption in manufacturing process, disruption in supply chain, etc. The Group is closely monitoring the impact and believes that there has been no significant adverse impact on its financial position for the financial year ended 31 March, 2020. Further, the Group believes that this Pandemic may not have significant adverse impact on the long term operations and performance of the Group.

34 Composite scheme of arrangement

A Composite Scheme of Arrangement (hereinafter referred to as the 'Scheme') amongst the Holding Company (transferor company) and its three wholly owned subsidiaries, namely, Jindal Stainless (Hisar) Limited (JSHL), Jindal United Steel Limited (JUSL) and Jindal Coke Limited (JCL) (resulting companies) under the provisions of Section 391-394 read with Section 100-103 of the Companies Act, 1956 and other relevant provision of Companies Act, 1956 and / or Companies Act, 2013 was sanctioned by the Hon'ble High Court of Punjab & Haryana, Chandigarh vide its Order dated 21 September 2015, amended vide order dated 12 October 2015.

Section I and Section II of the Scheme became effective on 1 November 2015, operative from the appointed date i.e. close of business hours before midnight of 31 March 2014. Section III and Section IV of the Scheme became effective on 24 September 2016 (i.e. on receipt of approvals from the Orissa Industrial Infrastructure Development Corporation (OIIDCO) for the transfer/grant of the right to use of the land on which Hot Strip Mill (HSM) Plant and Coke Oven Plants are located to JUSL and JCL respectively as specified in the Scheme), operative from the appointed date i.e. close of business hours before midnight of 31 March 2015.

B Pursuant to the Section III and Section IV of the Scheme becoming effective:

(i) Business undertaking 2, comprising, inter alia, of the HSM plant of the Holding Company, has been transferred to JUSL at a lump sum consideration of ₹ 2,412.67 crores; out of this ₹ 2,150.00 crores has been received, and against the balance amount of ₹ 262.67 crores, JUSL is to issue and allot to the Holding Company:

- 175,000,000 0.01% non-cumulative compulsorily convertible preference shares (CCPS) having face value of ₹ 10 each [upto the year ended 31 March 2020, 99,048,637 CCPS were allotted to the Holding Company and converted into equal number of equity shares of ₹ 10 each as fully paid at par and the balance 75,951,363 CCPS have been presented as "Investment in 0.01% Non-cumulative compulsorily convertible preference shares" (Refer note 4)], and
- 87,673,311 10% non-cumulative non-convertible redeemable preference shares having face value of ₹ 10 each, which have been allotted to the Holding Company.

(ii) Business undertaking 3, comprising, inter alia, of the Coke Oven plant of the Holding Company, has been transferred to JCL at a lump sum consideration of ₹ 492.65 crores; out of this ₹ 375.00 crores has been received and against the balance amount of ₹ 117.65 crores, JCL is to issue and allot to the Holding Company:

- 26,000,000 0.01% non-cumulative CCPS having face value of ₹ 10 each [upto the year ended 31 March 2020, 8,382,432 CCPS were allotted to the Holding Company and converted into equal number of equity shares of ₹ 10 each fully paid at par and the balance 17,617,568 CCPS have been presented as "Investment in 0.01% non-cumulative compulsorily convertible preference shares" (Refer note 4)], and
- 91,647,073 10% non-cumulative non-convertible redeemable preference shares having face value of ₹ 10 each, which have been allotted to the Holding Company.

35	Contingent liabilities	As at 31 March 2020	As at 31 March 2019
A	Demands from statutory and regulatory authorities		
(i)	- Sales tax, value added tax and entry tax*#	110.79	108.71
	- Excise duty, custom duty and service tax#	17.08	38.54
	- Income tax	100.31	83.70
	- Demand from office of the Dy. Director of Mines, Jajpur Road Circle, Odisha on account of mining of excess quantity of chrome ore over and above the approved quantity under mining plan/scheme	77.53	77.53
	- Royalty under the Mines and Minerals (Development and Regulation) Act, 1957, rural infrastructure and socio-economic development tax under the Orissa Rural Infrastructure and Socio-Economic Development Act, 2004 and Water tax under the Orissa Irrigation Act, 1959	5.13	5.72
B	Corporate guarantee given to banks against credit facilities / financial assistance availed by Jindal Stainless (Hisar) Limited - amount for facilities outstanding (read with note 34)	3,378.11	3,744.86
		3,688.95	**4,059.06**
	* The Holding Company had challenged the legality of Orissa Entry Tax Act, 1999 before the Hon'ble Supreme Court. The order dated 09 October 2017 of Divisional bench of the Hon'ble Supreme Court read with the order dated 11 November 2016 of 9 judge bench of Hon'ble Supreme Court, decided some of the issues and granted opportunity to the petitioners for filing revival petition within 30 days for deciding the issue of discrimination under Article 304(a) as per law laid down by Nine Judges Bench of the Hon'ble Supreme Court. The Holding Company has filed revival petition before the Hon'ble High Court of Orissa on the ground of discrimination under Article 304(a), as per the direction of the Hon'ble Supreme Court. However, interest/penalty (if any) till the decision of the Hon'ble Supreme Court has been stayed by Hon'ble High Court of Orissa in three separate writ petitions filed by the Holding Company on the issue exclusively on the legality of imposing interest under the Orissa Entry Tax Act, 1999 and therefore, liability, if any, in this regard will be recognised when this matter is finally settled/determined by the Hon'ble High Court of Orissa. # Amount includes basic, interest and penalty as demanded by the concerned authority in the relevant case.		
C	**Income Tax** The Holding Company expects that there will be no cash outflow on account of income tax demand for Assessment Years 2012-13 to 2016-17, as the Holding Company has sufficient brought forward losses/ unabsorbed depreciation to set off from disallowance, if any, that may arise on account of adverse ruling by higher authorities in relation to the aforementioned demands.		

36	Commitments	As at 31 March 2020	As at 31 March 2019
	Estimated amount of contracts remaining to be executed on capital account and not provided for (net of advances)	61.46	57.71
	Other commitments	25.84	60.26
		87.30	**117.97**

37	Exceptional items	Year ended 31 March 2020	Year ended 31 March 2019
	Gain (net) on translation/settlement of foreign currency monetary items.	46.57	50.96
	Provision for recompense liability payable to CDR lenders (refer note 38)*	-	(27.50)
	Loss (net) on fair valuation and settlement of derivative contracts *	(27.62)	(13.45)
	Amortisation of debit balance in foreign currency monetary item translation difference account *	(14.51)	(9.34)
		4.44	**0.67**
	** Amount under bracket represents exceptional loss*		

38	Corporate Debt Restructuring (CDR)
A	During the year ended 31 March 2018, the Holding Company had allotted 60,570,320 equity shares of face value of ₹ 2 each and 142,830,637 0.01% Optionally Convertible Redeemable Preference Shares (OCRPS) of face value of ₹ 2 each, both at a premium of ₹ 37.10 per share on conversion of funded interest term loan I and II. As per the terms of the OCRPS, these shares were redeemable at the option of the Holding Company, anytime up to 31 October 2020. If not redeemed by then, the OCRPS holders had an option to convert these into equal number of equity shares of the Holding Company anytime upto 31 March 2022. If neither of these options are exercised, these were redeemable on 1 April 2022. During the year ended 31 March 2020, the Holding Company has exercised its right to redeem OCRPS and accordingly, aggregate amount of ₹ 558.47 crores was paid to the OCRPS holders towards redemption of these OCRPS along with applicable recompense of ₹ 221.01 crores.
B	During the year ended 31 March 2020, the Holding Company has successfully exited CDR after discharging the recompense liability of ₹ 274.75 crores (₹ 221.01 crores on OCRPS and balance on other CDR Loans) in cash as determined in accordance with RBI's Master Circular on Corporate Debt Restructuring. State Bank of India, in its capacity of Monitoring Institution and on behalf of CDR lenders issued no objection certificate (NOC) confirming formal exit of JSL from CDR effective from 31 March 2019. Earlier, the consortium of CDR lenders agreed to allow CDR exit to the Holding Company with effect from 31 March 2019 and the recompense liability was determined as at 31 March 2019 in accordance with RBI's Master Circular on Corporate Debt Restructuring.

39	Derivative contracts entered into by the Group and outstanding as on 31 March 2020 for hedging foreign currency risks:					
	Nature of derivative	**Type**	**31 March 2020**		**31 March 2019**	
			No. of contracts	**Foreign currency (in million)**	**No. of contracts**	**Foreign currency (in million)**
	Forward covers					
	USD/INR	Sell	70	$182.10	45	$92.39
	EURO/USD	Sell	25	€ 47.00	26	€ 38.91
	USD/INR	Buy	289	$79.86	188	$95.79
	EURO/USD	Buy	-	-	1	€ 0.16

40	Employee benefits		
A	**Defined contribution plans**		
	The amount recognised as expense towards contribution to defined contribution plans for the year is as below:	**Year ended 31 March 2020**	**Year ended 31 March 2019**
	Group's contribution to Provident Fund	5.87	4.92
	Group's contribution to Employee welfare fund	0.27	0.25
	Group's contribution to National pension scheme	0.69	0.45
	Group's contribution to Employee's State Insurance Scheme	0.12	0.20
	Group's contribution to other fund	1.79	1.57
	Total	**8.74**	**7.39**

B	**Defined benefit plan – Gratuity**		
(i)	**Reconciliation of present value of defined benefit obligation and the fair value of plan assets**	**As at 31 March 2020**	**As at 31 March 2019**
	Present value of defined benefit obligation as at the end of the year	20.53	18.81
	Less: Fair value of plan assets at the end of the year	10.70	9.96
	Net liability recognised in the balance sheet	**9.83**	**8.85**
(ii)	**Movement in the present value of defined benefit obligation recognised in the balance sheet**	**Year ended 31 March 2020**	**Year ended 31 March 2019**
	Present value of defined benefit obligation as at the start of the year	**18.81**	**15.67**
	Transfer in/out of employees from associate companies	0.21	0.12
	Current service cost	4.02	2.24
	Interest cost	1.27	1.20
	Benefits paid	(5.16)	(0.54)
	Foreign exchange loss	0.38	0.24
	Actuarial (gain)/loss	1.00	(0.12)
	Present value of defined benefit obligation as at the end of the year	**20.53**	**18.81**

(iii)	Movement in the plan assets recognised in the balance sheet	As at 31 March 2020	As at 31 March 2019
	Fair value of plan assets at the beginning of the year	**9.96**	**8.70**
	Expected return on plan assets	0.77	0.68
	Actuarial (loss) for the year on plan asset	(0.10)	(0.05)
	Employer contributions	1.11	1.05
	Benefits paid	(1.04)	(0.42)
	Fair value of plan assets at the end of the year	**10.70**	**9.96**
	The Holding Company's plan assets primarily comprise of qualifying insurance policies issued by Life insurance corporation of India.		

(iv)	Expense recognised in the statement of profit and loss consists of:	Year ended 31 March 2020	Year ended 31 March 2019
	Employee benefit expense		
	Current service Cost	4.02	2.24
	Net interest cost	0.50	0.52
	Amount recognised in the statement of profit and loss	**4.52**	**2.76**
	Other comprehensive income		
	Actuarial (gain)/loss arising from changes in financial assumptions	0.83	(0.55)
	Actuarial (gain)/loss arising from experience adjustments	0.17	0.43
	Return on plan assets excluding amounts included in net interest on net defined benefit liability (asset)	(0.10)	0.05
		1.10	**(0.07)**

(v)	Actuarial gain/(loss) on plan assets	Year ended 31 March 2020	Year ended 31 March 2019
	Expected interest income	0.77	0.68
	Actual income on plan asset	0.67	0.63
	Actuarial gain/(loss) for the year on plan asset	**(0.10)**	**(0.05)**

(vi)	**The principal actuarial assumptions used for estimating the Group's defined benefit obligations are set out below:**	**Year ended 31 March 2020**	**Year ended 31 March 2019**
	Discount rate	6.82% p.a. - 8.34% p.a.	7.69% p.a. - 8.21% p.a.
	Expected rate of increase in salary	5.50% p.a. - 7.00% p.a.	5.57% p.a. - 7.00% p.a.
	Retirement age	58 Years	58 Years
	Mortality rate (inclusive of provision for disability)	100% of IALM (2012-14) / CSO'80	100% of IALM (2006-08) /CSO'80
	Expected average remaining working lives of employees(years)	23.22	23.50

The assumption of discount rate is based upon the market yields available on Government bonds at the accounting date with a term that matches that of the liabilities. Future salary increase rate takes into account the inflation, seniority, promotion and other relevant factors on long term basis. Same assumptions were considered for comparative period i.e. 2018-19 as reported.

(vii)	**Sensitivity analysis for gratuity liability**	**Year ended 31 March 2020**	**Year ended 31 March 2019**
	Impact of the change in discount rate		
	Present value of obligation at the end of the period		
	Increase of 0.50%	(4.06)	(4.48)
	Decrease of 0.50%	4.73	5.28
	Impact of the change in salary increase		
	Present value of obligation at the end of the period	4.73	5.29
	Increase of 0.50%	(4.08)	(4.49)
	Decrease of 0.50%		

(viii)	**Estimate of expected benefit payments (in absolute terms i.e. undiscounted)**	**Year ended 31 March 2020**	**Year ended 31 March 2019**
	0 to 1 Year	1.24	1.02
	1 to 5 Years	4.76	2.89
	Beyond 5 Years	72.67	92.71

(ix)	The Holding Company expects to contribute ₹ 2.02 crores (previous year ₹ 1.57 crores) to its gratuity plan for the next year.

41	**Operating Segments**			
	In accordance with Ind AS 108, the Board of Directors, being the Chief operating decision maker of the Group has determined "Stainless steel products" as the only operating segment. Further in terms of paragraph 31 of Ind AS 108, entity wide disclosures have been presented below:			
		31 March 2020		
		Within India	**Outside India**	**Total**
	Revenue from operations	9,595.31	3,355.56	**12,950.87**
	Non current assets	6,357.83	250.01	**6,607.84**
		31 March 2019		
		Within India	**Outside India**	**Total**
	Revenue from operations	10,205.82	3,351.51	**13,557.33**
	Non current assets	6,474.01	244.30	**6,718.31**

42(I) Lease related disclosures

The Group has leases for Factory Land, plant and machinery and related facilities. With the exception of short-term leases and leases of low value underlying assets, each lease is reflected on the balance sheet as a right-of-use asset and a lease liability. Variable lease payments which do not depend on an index or a rate are excluded from the initial measurement of the lease liability and right of use assets. The Group classifies its right-of-use assets in a consistent manner to its property, plant and equipment.

Each lease generally imposes a restriction that, unless there is a contractual right for the Group to sublease the asset to another party, the right-of-use asset can only be used by the Group. Some leases contain an option to extend the lease for a further term. The Group is prohibited from selling or pledging the underlying leased assets as security.

A Lease payments not included in measurement of lease liability

The expense relating to payments not included in the measurement of the lease liability is as follows:

Particulars	**31 March 2020**
Short-term leases	14.83
Leases of low value assets	5.02

B Total cash outflow for leases for the year ended 31 March 2020 was ₹ 29.54 crores.

C The Group has total commitment for short-term leases of ₹ 2.20 crores as at 31 March 2020.

D Maturity of lease liabilities

The lease liabilities are secured by the related underlying assets. Future minimum lease payments (pertaining to leases other than short-term leases) are as follows:

31 March 2020	Minimum lease payments due			
	0 to 1 year	1 to 5 years	More than 5 years	Total
Lease payments	12.41	49.62	95.06	**157.09**
Interest expense	7.98	26.48	44.99	**79.45**
Net present values	**4.42**	**23.14**	**50.07**	**77.64**

E Variable lease payments are expensed in the period they are incurred. Expected future cash outflow pertaining to variable lease payment as at 31 March 2020 is ₹ Nil.

F Information about extension and termination options

Right of use assets	Number of leases	Range of remaining term	Average remaining lease term	Number of leases with extension option	Number of leases with purchase option	Number of leases with termination option
Plant & Machinery	2	10 Years	10 Years	2	2	2
Land	4	69 Years	69 Years	4	-	4

G There are no leases which are yet to commence as on 31 March 2020.

H Impact on transition

1	Effective 1 April 2019, the Group has adopted Ind AS 116 "Leases" and applied modified retrospective approach to all lease contracts existing as at 1 April 2019. On transition, the adoption of new standard resulted in recognition of lease liability of ₹ 81.65 crores and corresponding right of use asset of ₹ 81.65 crores.
2	For contracts in place as at 1 April 2019, Group has elected to apply the definition of a lease from Ind AS 17 and has not applied Ind AS 116 to arrangements that were previously not identified as lease under Ind AS 17.
3	The Group has elected not to include initial direct costs in the measurement of the right-of-use asset for operating leases in existence at the date of initial application of Ind AS 116, being 1 April 2019.
4	Instead of performing an impairment review on the right-of-use assets at the date of initial application, the Group has relied on its historic assessment as to whether leases were onerous immediately before the date of initial application of Ind AS 116.

5	On transition, for leases previously accounted for as operating leases with a remaining lease term of less than 12 months and for leases of low-value assets the Group has applied the optional exemptions to not recognise right-of-use assets but to account for the lease expense on a straightline basis over the remaining lease term.	
6	For those leases previously classified as finance leases, the right-of-use asset and lease liability are measured at the date of initial application at the same amounts as under Ind AS 17 immediately before the date of initial application.	
7	The Group has benefited from the use of hindsight for determining the lease term when considering options to extend and terminate leases.	
8	On transition to Ind AS 116 the weighted average incremental borrowing rate applied to lease liabilities recognised was 10.55% .	
9	The following is a reconciliation of total operating lease commitments at 31 March 2019 (as disclosed in the financial statements for the year ended 31 March 2019) to the lease liabilities recognised at 1April 2019:	
	Total operating lease commitments disclosed as at 31 March 2019	**112.13**
	Recognition exemptions:	
	Leases of low value assets	(4.19)
	Leases with remaining lease term of less than 12 months	(1.00)
	Increase in rent owing to index linked escalations	20.83
	Operating lease liabilities before discounting	127.77
	Discounting impact (using incremental borrowing rate)	(51.77)
	Operating lease liabilities	76.00
	Finance lease obligations under Ind AS 17	5.65
	Total lease liabilities recognised under Ind AS 116 at 1 April 2019	81.65
	The following are the amounts recognised in profit or loss:	
	Particulars	**Year ended 31 March 2020**
	Depreciation expense of right-of-use assets	12.49
	Interest expense on lease liabilities	8.40
	Expense relating to short-term leases (included in other expenses)	14.83
	Expense relating to leases of low-value assets (included in other expenses)	5.02
	Total	**40.74**

	The movement in lease liabilities during the year ended 31 March 2020 is as follows:	
	Particulars	**Year ended 31 March 2020**
	Opening lease liabilities	81.65
	Add: Finance cost accrued during the period	8.40
	Less: Lease rent paid	(12.41)
	Balance at the end	**77.64**

42(II)	**Leases (for previous year : 2018-19)**			
	Finance lease as a lessee			
	The Group has taken land parcels on finance lease for periods of 83-90 years. A reconciliation between the total of future minimum lease payments and their present value is given below:			
	Due as on 31 March 2019 and payable	**Minimum lease payments**	**Finance charges**	**Net present values**
	Not later than one year	0.60	0.60	-
	Later than one year but not later than five years	2.39	2.38	0.01
	Later than five years	38.76	33.12	5.64
	Total	**41.75**	**36.10**	**5.65**
	Operating lease as a lessee			
	Significant leasing arrangements include lease for warehouses for periods ranging between 2-5 years renewable on mutual consent and lease of plants taken on hire dedicated for use under long term arrangement ranging between 15-18 years. Future minimum rentals payable under non-cancellable operating leases are as follows:			
	Particulars			**As at 31 March 2019**
	Within one year			12.99
	After one year but not more than five years			41.21
	After more than five years			57.93
	Total			**112.13**
	During the year ended 31 March 2019, total operating lease rental expense recognised in the statement of profit and loss was ₹ 8.21 Crores.			

	Operating lease as a lessor	
	Significant leasing arrangements include sub-lease of land with lease term of 30 years and some other leases . The lease term can be extended with mutual consent of the Group and the lessor. Minimum lease payments receivable under the operating lease is as below:	
	Particulars	**As at 31 March 2019**
	Not later than one year	1.03
	Later than one year but not later than five years	0.72
	Later than five years	4.16
	Total	**5.91**

43	**Remuneration paid to KMP**	**Year ended 31 March 2020**	**Year ended 31 March 2019**
	Short-term employee benefits	18.12	36.07
	Post-employment benefits *	0.13	0.14
	Sitting fees	0.23	0.22
	Total	**18.48**	**36.43**
* Employee benefit expense on account of gratuity and compensated absences are estimated based on actuarial valuation of the Group as a whole and hence cannot be identified separately for KMP's			

44	**Assets pledged as security for borrowings**	**As at 31 March 2020**	**As at 31 March 2019**
	Current		
	Financial assets		
	Investments	2.53	0.40
	Trade receivables	617.93	746.38
	Cash and cash equivalents	15.93	13.50
	Bank balances other than above	28.45	8.19
	Loans	3.16	6.02
	Other financial assets	76.48	131.81
	Non financial assets		
	Inventories	2,405.96	2,113.31
	Other current assets	207.20	225.91
	Total current assets pledged as security	**3,357.64**	**3,245.52**

	Assets pledged as security for borrowings	As at 31 March 2020	As at 31 March 2019
	Non-current		
	Property, plant and equipment	6,189.35	6,309.45
	Capital work-in-progress	9.13	20.14
	Investments	296.47	387.24
	Other financial assets	2.24	0.43
	Total non-currents assets pledged as security	**6,497.19**	**6,717.26**
	Total assets pledged as security	**9,854.83**	**9,962.78**

45 Related party disclosures

I. Relationships

(a) Key management personnel (KMP)

Sl. No.	Name	Designation
1	Mr. Ratan Jindal	Chairman and Managing Director
2	Mr. Abhyuday Jindal	Till 24 April 2018 held the position of Vice Chairman (Non Executive) on Board. Appointed as Managing Director w.e.f. 25 April 2018
3	Mr. S. Bhattacharya	Whole Time Director (Resigned w.e.f. 15 May 2018)
4	Mr. Tarun Kumar Khulbe	Whole Time Director (w.e.f. 15 May 2018)
5	Mr. Navneet Raghuvanshi	Company Secretary (Appointed w.e.f. 25 April 2018)
6	Mr. Sunil Yadav	Company Secretary (Ceased to be Company Secretary w.e.f. 25 April 2018)
7	Mr. Anurag Mantri	Chief Financial Officer
8	Mr. Gautam Kanjilal	Nominee Director
9	Mr. Suman Jyoti Khaitan	Independent Director
10	Mr. Jayaram Easwaran	Independent Director (appointed w.e.f. 5 August 2019)
11	Mr. T.S. Bhattacharya	Independent Director (Ceased to be Director w.e.f. 22 September 2019)
12	Ms. Bhaswati Mukherjee	Independent Director
13	Mrs. Arti Luniya	Independent Director (Appointed w.e.f. 26 Nov 2019)
14	Dr. Rajeev Uberoi	Independent Director (Appointed w.e.f. 9 February 2018) resigned w.e.f. 2 July 2019

(b) Associates

Sl. No.	Name of the entity	Principal place of operation / country of incorporation	Principal activities / nature of business	Shareholding / Voting Power	
				As at 31 March 2020	As at 31 March 2019
1	Jindal Stainless Corporate Management Services Private Limited	India	Management services	50.00%	50.00%
2	Jindal United Steel Limited	India	Stainless Steel manufacturing	26.00%	26.00%
3	Jindal Coke Limited	India	Coke Manufacturing	26.00%	26.00%

(c) Entity exercising significant influence on the Holding Company

Sl. No.	Name of the entity	Principal place of operation / country of incorporation	Principal activities / nature of business
1	Jindal Stainless (Hisar) Limited (JSHL)	India	Stainless Steel manufacturing

(d) Subsidiaries of entity exercising significant influence on the Holding Company

Sl. No.	Name of the entity	Principal place of operation / country of incorporation	Principal activities / nature of business
1	JSL Lifestyle Limited	India	Stainless steel Consumer Products
2	JSL Logistics Limited	India	Logistic
3	Jindal Stainless Steelways Limited	India	Stainless Steel manufacturing
4	J.S.S. Steelitalia Limited	India	Stainless Steel manufacturing

(e) Entities under the control of KMP

Sl. No.	Name of the entity	Principal place of operation / country of incorporation	Principal activities / nature of business
1	Prime Stainless DMCC	UAE	Trading company
2	JSL Global Commodities Pte. Ltd.	Singapore	Trading company

(f) Post-employment benefit plan for the benefit of employees of the Holding Company

Sl. No.	Name of the entity	Principal place of operation / country of incorporation	Principal activities / nature of business
1	Jindal Stainless Limited Group Gratuity Fund	India	Company's employee gratuity trust

II. Transactions with related parties during the year and balances as at the balance sheet date*

Sl No	Particulars	Year ended and as at 31 March 2020					Year ended and as at 31 March 2019				
		Associates	Entity exercising significant influence on the Company	Subsidiaries of entity exercising significant influence on the Company	KMP	Entities under the control of KMP	Associates	Entity exercising significant influence on the Company	Subsidiaries of entity exercising significant influence on the Company	KMP	Entities under the control of KMP
	Transactions during the year										
1	**Purchase of goods**	**120.96**	**726.46**	**12.80**	**-**	**69.32**	**160.14**	**857.39**	**10.19**	**-**	**-**
	Jindal Stainless Steelways Limited	-	-	12.29	-	-	-	-	5.84	-	-
	Jindal Coke Limited	96.52	-	-	-	-	117.93	-	-	-	-
	Jindal Stainless (Hisar) Limited	-	726.46	-	-	-	-	857.39	-	-	-
	Prime Stainless DMCC	-	-	-	-	69.32	-	-	-	-	-
	JSL Lifestyle Limited	-	-	0.51	-	-	-	-	1.03	-	-
	J.S.S Steelitalia Limited	-	-	-	-	-	-	-	3.32	-	-
	Jindal United Steel Limited	24.44	-	-	-	-	42.21	-	-	-	-
2	**Job work charges paid**	**765.64**	**44.22**	**32.17**	**-**	**-**	**660.55**	**85.57**	**48.54**	**-**	**-**
	Jindal Stainless (Hisar) Limited	-	44.22	-	-	-	-	85.57	-	-	-
	Jindal Stainless Steelways Limited	-	-	32.17	-	-	-	-	48.54	-	-
	Jindal United Steel Limited	765.64	-	-	-	-	660.55	-	-	-	-
3	**Sale of goods**	**516.66**	**892.12**	**1,129.66**	**-**	**454.08**	**396.46**	**993.49**	**1,134.75**	**-**	**-**
	Jindal Stainless Steelways Limited	-	-	1,120.35	-	-	-	-	1,126.34	-	-
	Jindal Stainless (Hisar) Limited	-	892.12	-	-	-	-	993.49	-	-	-
	JSL Lifestyle Limited	-	-	4.63	-	-	-	-	7.63	-	-
	JSL Global Commodities Pte. Ltd.	-	-	-	-	454.08	-	-	-	-	-
	Jindal Coke Limited	31.59	-	-	-	-	98.75	-	-	-	-
	Jindal United Steel Limited	485.07	-	-	-	-	297.71	-	-	-	-
	JSL Logistics Limited	-	-	0.19	-	-	-	-	0.17	-	-
	J.S.S Steelitalia Limited	-	-	4.49	-	-	-	-	0.61	-	-

Sl No	Particulars	Year ended and as at 31 March 2020					Year ended and as at 31 March 2019				
		Associates	Entity exercising significant influence on the Company	Subsidiaries of entity exercising significant influence on the Company	KMP	Entities under the control of KMP	Associates	Entity exercising significant influence on the Company	Subsidiaries of entity exercising significant influence on the Company	KMP	Entities under the control of KMP
4	**Rent received**	**2.71**	**1.53**	**-**	**-**	**-**	**2.71**	**1.43**	**-**	**-**	**-**
	Jindal Stainless (Hisar) Limited	-	1.53	-	-	-	-	1.43	-	-	-
	Jindal Stainless Corporate Management Services Private Limited	2.71	-	-	-	-	2.71	-	-	-	-
5	**Rent paid**	**-**	**0.71**	**14.03**	**-**	**-**	**-**	**2.88**	**3.85**	**-**	**-**
	Jindal Stainless (Hisar) Limited	-	0.71	-	-	-	-	2.88	-	-	-
	Jindal Stainless Steelways Limited	-	-	14.03	-	-	-	-	3.85	-	-
6	**Freight charges paid**	**-**	**-**	**1.43**	**-**	**-**	**-**	**-**	**1.58**	**-**	**-**
	JSL Logistics Limited	-	-	1.43	-	-	-	-	1.58	-	-
7	**Interest received**	**1.84**	**-**	**4.01**	**-**	**-**	**-**	**-**	**1.85**	**-**	**-**
	Jindal Stainless Steelways Limited	-	-	4.01	-	-	-	-	1.85	-	-
	Jindal United Steel Limited	1.84	-	-	-	-	-	-	-	-	-
8	**Commission received**	**-**	**6.97**	**-**	**-**	**-**	**-**	**6.76**	**-**	**-**	**-**
	Jindal Stainless (Hisar) Limited	-	6.97	-	-	-	-	6.76	-	-	-
9	**Interest Expenses**	**-**	**90.00**	**3.60**	**-**	**-**	**-**	**90.00**	**-**	**-**	**-**
	Jindal Stainless Steelways Limited	-	-	3.60	-	-		-	-	-	-
	Jindal Stainless (Hisar) Limited	-	90.00	-	-	-	-	90.00	-	-	-
10	**Commission on Purchase paid**	-	-	**-**	-	**16.99**	-	-	-	-	-
	Prime Stainless DMCC	-	-	-	-	6.17	-	-	-	-	-
	JSL Global Commodities Pte. Ltd.	-	-	-	-	10.82	-	-	-	-	-

Sl No	Particulars	Year ended and as at 31 March 2020					Year ended and as at 31 March 2019				
		Associates	Entity exercising significant influence on the Company	Subsidiaries of entity exercising significant influence on the Company	KMP	Entities under the control of KMP	Associates	Entity exercising significant influence on the Company	Subsidiaries of entity exercising significant influence on the Company	KMP	Entities under the control of KMP
11	**Support service charges paid**	**58.05**	**-**	**-**	**-**	**-**	**58.92**	**-**	**-**	**-**	**-**
	Jindal Stainless Corporate Management Services Private Limited	58.05	-	-	-	-	58.92	-	-	-	-
12	**Support service charges received**	**70.25**	**-**	**0.62**	**-**	**-**	**47.15**	**-**	**10.40**	**-**	**-**
	Jindal Coke Limited	12.89	-	-	-	-	15.01	-	-	-	-
	Jindal United Steel Limited	57.36	-	-	-	-	32.14	-	-	-	-
	Jindal Stainless Steelways Limited	-	-	0.20	-	-	-	-	9.98	-	-
	JSL Logistics Limited	-	-	0.42	-	-	-	-	0.42	-	-
13	**Expenses incurred on behalf of Company and reimbursed**	**-**	**0.03**	**0.11**	**-**	**-**	**-**	**0.13**	**-**	**-**	**-**
	Jindal Stainless Steelways Limited	-	-	-	-	-	-	-	-	-	-
	JSL Lifestyle Limited	-	-	0.11	-	-	-	-	-	-	-
	Jindal Stainless (Hisar) Limited	-	0.03	-	-	-	-	0.13	-	-	-
14	**Expenses incurred and reimbursed by Company on behalf of**	**0.50**	**6.58**	**0.90**	**-**	**0.01**	**8.41**	**18.25**	**6.44**	**-**	**-**
	Jindal Coke Limited	0.04	-	-	-	-	0.07	-	-	-	-
	JSL Lifestyle Limited	-	-	0.44	-	-	-	-	0.82	-	-
	Jindal United Steel Limited	0.17	-	-	-	-	0.33	-	-	-	-
	Prime Stainless DMCC	-	-	-	-	0.01	-	-	-	-	-
	Jindal Stainless Steelways Limited	-	-	0.46	-	-	-	-	5.62	-	-

Sl No	Particulars	Year ended and as at 31 March 2020					Year ended and as at 31 March 2019				
		Associates	Entity exercising significant influence on the Company	Subsidiaries of entity exercising significant influence on the Company	KMP	Entities under the control of KMP	Associates	Entity exercising significant influence on the Company	Subsidiaries of entity exercising significant influence on the Company	KMP	Entities under the control of KMP
	Jindal Stainless Corporate Management Services Private Limited	0.29	-	-	-	-	8.01	-	-	-	-
	Jindal Stainless (Hisar) Limited	-	6.58	-	-	-	-	18.25	-	-	-
15	**Bad debt written off**	**-**	**-**	**-**	**-**	**-**	**-**	**-**	**5.57**	**-**	**-**
	J.S.S Steelitalia Limited	-	-	-	-	-	-	-	5.57	-	-
16	**Remuneration**	**-**	**-**	**-**	**18.25**	**-**	**-**	**-**	**-**	**36.21**	**-**
	Mr. Ratan Jindal	-	-	-	13.92	-	-	-	-	31.86	-
	Mr. S. Bhattacharya	-	-	-	-	-	-	-	-	0.40	-
	Mr. Tarun Kumar Khulbe	-	-	-	1.60	-	-	-	-	1.25	-
	Mr. Sunil Yadav	-	-	-	-	-	-	-	-	0.05	-
	Mr. Anurag Mantri	-	-	-	1.93	-	-	-	-	2.03	-
	Mr. Navneet Raghuvanshi	-	-	-	0.80	-	-	-	-	0.62	-
17	**Non executive director-sitting fee**	**-**	**-**	**-**	**0.23**	**-**	**-**	**-**	**-**	**0.22**	**-**
	Mr. Gautam Kanjilal	-	-	-	0.05	-	-	-	-	0.05	-
	Mr. Suman Jyoti Khaitan	-	-	-	0.06	-	-	-	-	0.05	-
	Mr. T.S. Bhattacharya	-	-	-	0.02	-	-	-	-	0.03	-
	Mrs. Arti Luniya	-	-	-	0.01	-	-	-	-	-	-
	Mr. Jayaram Easwaran	-	-	-	0.03	-	-	-	-	-	-
	Ms. Bhaswati Mukherjee	-	-	-	0.05	-	-	-	-	0.04	-
	Dr. Rajeev Uberoi	-	-	-	0.01	-	-	-	-	0.05	-
18	**Security deposits repaid**	**-**	-	-	-	-	**50.00**	-	-	-	-
	Jindal Coke Limited	-	-	-	-	-	50.00	-	-	-	-

Sl No	Particulars	Year ended and as at 31 March 2020					Year ended and as at 31 March 2019				
		Associates	Entity exercising significant influence on the Company	Subsidiaries of entity exercising significant influence on the Company	KMP	Entities under the control of KMP	Associates	Entity exercising significant influence on the Company	Subsidiaries of entity exercising significant influence on the Company	KMP	Entities under the control of KMP
	Balances outstanding as at balance sheet date										
19	**Corporate guarantee given**	**-**	**3,378.11**	**-**	**-**	**-**	**-**	**3,774.86**	**-**	**-**	**-**
	Jindal Stainless (Hisar) Limited	-	3,378.11	-	-	-	-	3,774.86	-	-	-
20	**Personal guarantee received**										
	Mr. Ratan Jindal	-	-	-	Refer note 15, 20 and 38	-	-	-	-	Refer note 15, 20 and 38	-
21	**Loans and advances - receivables**	**67.00**	-	-	-	-	-	-	-	-	-
	Jindal United Steel Limited	67.00	-	-	-	-	-	-	-	-	-
22	**Borrowings (inter corporate deposits)**	**-**	**900.00**	**-**	**-**	**-**	**-**	**900.00**	**-**	**-**	**-**
	Jindal Stainless (Hisar) Limited	-	900.00	-	-	-	-	900.00	-	-	-
23	**Receivables**	**69.26**	**26.66**	**13.03**	**-**	**51.57**	**78.71**	**8.14**	**9.57**	**-**	**-**
	JSL Lifestyle Limited	-	-	2.96	-	-	-	-	1.37	-	-
	JSL Global Commodities Pte. Ltd.	-	-	-	-	51.57	-	-	-	-	-
	Jindal United Steel Limited	57.74	-	-	-	-	73.48	-	-	-	-
	Jindal Stainless Corporate Management Services Private Limited	11.52	-	-	-	-	5.20	-	-	-	-
	Jindal Advance Materials Pvt. Ltd.	-	-	0.01	-	-	-	-	-	-	-

Sl No	Particulars	Year ended and as at 31 March 2020					Year ended and as at 31 March 2019				
		Associates	Entity exercising significant influence on the Company	Subsidiaries of entity exercising significant influence on the Company	KMP	Entities under the control of KMP	Associates	Entity exercising significant influence on the Company	Subsidiaries of entity exercising significant influence on the Company	KMP	Entities under the control of KMP
	Jindal Coke Limited	-	-	-	-	-	0.03	-	-	-	-
	Jindal Stainless (Hisar) Limited	-	26.66	-	-	-	-	8.14	-	-	-
	Jindal Stainless Steelways Limited	-	-	-	-	-	-	-	2.63	-	-
	J.S.S. Steelitalia Limited	-	-	10.06	-	-	-	-	5.57	-	-
24	**Security deposit payable**	**329.64**	**-**	**-**	**-**	**-**	**329.64**	**-**	**-**	**-**	**-**
	Jindal Coke Limited	125.00	-	-	-	-	125.00	-	-	-	-
	Jindal United Steel Limited	204.64	-	-	-	-	204.64	-	-	-	-
25	**Payables**	**3.10**	**241.74**	**9.76**	**-**	**16.47**	**-**	**148.30**	**11.16**	-	-
	Prime Stainless DMCC	-	-	-	-	16.47	-	-	-	-	-
	Jindal Coke Limited	3.10	-	-	-	-	-	-	-	-	-
	Jindal Stainless Steelways Limited	-	-	9.75	-	-	-	-	10.88	-	-
	JSL Logistics Limited	-	-	0.01	-	-	-	-	0.13	-	-
	Jindal Stainless (Hisar) Limited	-	79.74	-	-	-	-	67.30	-	-	-
	Jindal Stainless (Hisar) Limited (Interest Payable)	-	162.00	-	-	-	-	81.00	-	-	-
	JSL Lifestyle Limited	-	-	-	-	-	-	-	0.15	-	-

* In the opinion of the management, the transactions reported herein are on arms' length basis.

46

A Additional information as required by Paragraph 2 of the General Instructions for Preparation of Consolidated Financial Statements to Schedule III to the Companies Act, 2013.

Name of the entity	Net assets i.e. total assets minus total liabilities		Share in profit or loss		Share in other comprehensive income (OCI)		Share in total comprehensive income	
	2019-20		2019-20		2019-20		2019-20	
	As % of consolidated net assets	Amount	As % of consolidated profit	Amount	As % of consolidated OCI	Amount	As % of consolidated Total OCI	Amount
Parent								
Jindal Stainless Limited	97.33%	2,657.32	210.52%	152.88	(13.76%)	(1.01)	189.93%	151.87
Subsidiaries								
Indian								
Jindal Stainless Park Limited	0.00%	0.04	(0.01%)	(0.01)	-	-	(0.01%)	(0.01)
Foreign								
PT Jindal Stainless Indonesia	1.56%	42.51	(100.58%)	(73.04)	3.95%	0.29	(90.98%)	(72.75)
Jindal Stainless FZE	0.75%	20.60	3.64%	2.64	-	-	3.30%	2.64
JSL Group Holdings Pte Limited	1.20%	32.66	(0.03%)	(0.02)	-	-	(0.03%)	(0.02)
Iberjindal S.L.	1.16%	31.58	5.12%	3.72	-	-	4.65%	3.72

JINDAL STAINLESS LIMITED

Summary of significant accounting policies and other explanatory information to consolidated financial statements for the year ended 31 March 2020

(All amounts in ₹ crores, unless otherwise stated)

Name of the entity	Net assets i.e. total assets minus total liabilities		Share in profit or loss		Share in other comprehensive income (OCI)		Share in total comprehensive income	
	2019-20		2019-20		2019-20		2019-20	
	As % of consolidated net assets	Amount	As % of consolidated profit	Amount	As % of consolidated OCI	Amount	As % of consolidated Total OCI	Amount
Non-controlling interest in all subsidiaries	0.48%	13.02	1.79%	1.30	-	-	1.63%	1.30
Associates (Investment as per equity method)								
Indian *								
Jindal Coke Limited	5.02%	137.09	(4.21%)	(3.06)	(0.27%)	(0.02)	(3.85%)	(3.08)
Jindal United Steel Limited	6.18%	168.83	(8.39%)	(6.09)	(0.68%)	(0.05)	(7.68%)	(6.14)
Jindal Stainless Corporate Management Services Pvt. Ltd.	0.15%	4.16	1.76%	1.28	(0.41%)	(0.03)	1.56%	1.25
Intercompany elimination and consolidation adjustment	(13.83%)	(377.55)	(9.61%)	(6.98)	111.17%	8.16	1.48%	1.18
Total	**100.00%**	**2,730.26**	**100.00%**	**72.62**	**100.00%**	**7.34**	**100.00%**	**79.96**

* Refer note 49 for details

B Additional information as required by Paragraph 2 of the General Instructions for Preparation of Consolidated Financial Statements to Schedule III to the Companies Act, 2013.

Name of the entity	Net assets i.e. total assets minus total liabilities		Share in profit or loss		Share in other comprehensive income (OCI)		Share in total comprehensive income	
	2018-19		2018-19		2018-19		2018-19	
	As % of consolidated net assets	Amount	As % of consolidated profit	Amount	As % of consolidated OCI	Amount	As % of consolidated Total OCI	Amount
Parent								
Jindal Stainless Limited	95.08%	2,474.51	95.82%	139.04	16.39%	(0.40)	97.18%	138.64
Subsidiaries								
Indian								
Jindal Stainless Park Limited	0.00%	0.05	-	-	-	-	-	-
Foreign								
PT Jindal Stainless Indonesia	3.56%	92.61	(15.53%)	(22.53)	(21.31%)	0.52	(15.43%)	(22.01)
Jindal Stainless FZE	0.63%	16.28	(9.62%)	(13.96)	-	-	(9.79%)	(13.96)
JSL Group Holdings Pte Limited	1.15%	29.92	0.01%	0.02	-	-	0.01%	0.02
Iberjindal S.L.	1.08%	28.05	5.57%	8.08	-	-	5.66%	8.08

JINDAL STAINLESS LIMITED

Summary of significant accounting policies and other explanatory information to consolidated financial statements for the year ended 31 March 2020

(All amounts in ₹ crores, unless otherwise stated)

Name of the entity	Net assets i.e. total assets minus total liabilities		Share in profit or loss		Share in other comprehensive income (OCI)		Share in total comprehensive income	
	2018-19		2018-19		2018-19		2018-19	
	As % of consolidated net assets	Amount	As % of consolidated profit	Amount	As % of consolidated OCI	Amount	As % of consolidated Total OCI	Amount
Associates (Investment as per equity method)								
Indian *								
Jindal Coke Limited	5.39%	140.16	7.19%	10.43	(0.41%)	0.01	7.32%	10.44
Jindal United Steel Limited	5.15%	134.03	-	-	-	-	-	-
Jindal Stainless Corporate Management Services Pvt. Ltd.	0.11%	2.92	1.24%	1.80	4.10%	(0.10)	1.19%	1.70
Intercompany elimination and consolidation adjustment	(12.60%)	(327.71)	13.44%	19.50	101.23%	(2.47)	11.95%	17.03
Total	**100.00%**	**2,602.54**	**100.00%**	**145.11**	**100.00%**	**(2.44)**	**100.00%**	**142.67**

* Refer note 49 for details

47 Financial Instruments

A Financial assets and liabilities

The accounting classification of each category of financial instruments, and their carrying amounts, are set out below:

Particulars	Note	As at 31 March 2020	As at 31 March 2019
Financial assets measured at fair value through profit or loss:			
Investments	4	0.22	0.40
Derivative asset	6	30.83	32.97
Financial assets measured at fair value through other comprehensive income:			
Investments	4	8.58	8.58
Financial assets measured at amortised cost:			
Investments	4	36.11	33.24
Loans	5	110.43	46.82
Other financial assets	6	49.73	104.71
Trade receivables	9	705.19	919.38
Cash and cash equivalents	10	40.21	36.33
Other bank balances	11	28.45	8.89
Total		**1,009.75**	**1,191.32**
Financial liabilities measured at fair value through profit or loss:			
Derivative liability	16	61.79	16.59
Financial liabilities measured at amortised cost:			
Borrowings (including current maturity of long term debts)	15, 16 & 20	3,902.90	4,387.72
Other financial liabilities	16	541.76	470.40
Trade payables	21	2,659.58	2,488.33
Total		**7,166.03**	**7,363.04**

Investment in associates are measured as per equity method and hence, not presented here.

B Fair values hierarchy

The fair value of financial instruments as referred to in note (A) above has been classified into three categories depending on the inputs used in the valuation technique. The hierarchy gives the highest priority to quoted prices in active markets for identical assets or liabilities [Level 1 measurements] and lowest priority to unobservable inputs [Level 3 measurements].

The categories used are as follows:

Level 1: Quoted prices for identical instruments in an active market;

Level 2: Directly (i.e. as prices) or indirectly (i.e. derived from prices) observable market inputs, other than Level 1 inputs; and

Level 3: Inputs which are not based on observable market data (unobservable inputs). Fair values are determined in whole or in part using a net asset value or valuation model based on assumptions that are neither supported by prices from observable current market transactions in the same instrument nor are they based on available market data.

B.1 Financial assets and liabilities measured at fair value - recurring fair value measurements

As at 31 March 2020	Note	Level 1	Level 2	Level 3	Total
Financial assets measured at fair value through profit or loss:					
Investments	4	0.22	-	-	**0.22**
Derivative assets	6	-	30.83	-	**30.83**
Financial assets measured at fair value through other comprehensive income:					
Investments	4	-	-	8.58	**8.58**
Financial liabilities measured at fair value through profit or loss:					
Derivative liabilities	16	-	61.79	-	**61.79**

As at 31 March 2019	Note	Level 1	Level 2	Level 3	Total
Financial assets measured at fair value through profit or loss:					
Investments	4	0.40	-	-	**0.40**
Derivative assets	6	-	32.97	-	**32.97**
Financial assets measured at fair value through other comprehensive income:					
Investments	4	-	-	8.58	**8.58**
Financial liabilities measured at fair value through profit or loss:					
Derivative liabilities	16	-	16.59	-	**16.59**

Valuation process and technique used to determine fair value

(i) The fair value of investments in quoted equity shares is based on the current bid price of respective investment as at the balance sheet date.

(ii) The fair value of investments in unquoted equity shares is estimated at their respective costs, since those companies do not have any significant operations and there has neither been any significant change in their performance since initial recognition nor there is any expectation of such changes in foreseeable future.

(iii) The Group enters into forward contracts with banks for hedging foreign currency risk of its borrowings and receivables and payables arising from import and export of goods. Fair values of such forward contracts are determined based on spot current exchange rates and forward foreign currency exchange premiums on similar contracts for the remaining maturity on the balance sheet date.

B.2 Fair value of instruments measured at amortised cost

Fair value of instruments measured at amortised cost for which fair value is disclosed is as follows, these fair values are calculated using Level 3 inputs:

Particulars	31 March 2020		31 March 2019	
	Carrying value	Fair value	Carrying value	Fair value
Financial assets				
Investments	33.80	34.31	33.24	31.36
Security deposits	26.57	27.73	28.25	29.19
Bank deposits with remaining maturity of more than 12 months	2.24	2.24	0.43	0.43
Loans	78.69	78.69	10.70	10.70
Financial liabilities				
Security deposits	29.12	38.92	26.01	31.82
Borrowings	2,715.57	2,715.57	3,152.69	3,152.69

The management assessed that fair values of current loans, other current financial assets, cash and cash equivalents, other bank balances, trade receivables, current investments, short term borrowings, trade payables and other current financial liabilities approximate their respective carrying amounts largely due to the short-term maturities of these instruments. The fair value of the financial assets and liabilities is disclosed at the amount at which the instrument could be exchanged in a current transaction between willing parties, other than in a forced or liquidation sale. The following methods and assumptions were used to estimate the fair values:

(i) Non-current investments, long-term loans and advances and non-current financial liabilities are evaluated by the Group based on parameters such as interest rates, individual creditworthiness of the counterparty/borrower and other market risk factors.

(ii) The fair values of the Group's fixed interest-bearing liabilities, loans and receivables are determined by applying discounted cash flows ('DCF') method, using discount rate that reflects the issuer's borrowing rate as at the end of the reporting period. The own non-performance risk as at 31 March 2020 was assessed to be insignificant.

(iii) Most of the long term borrowing facilities availed by the Group from unrelated parties are variable rate facilities which are subject to changes in underlying interest rate indices. Further, the credit spread on these facilities are subject to change with changes in Group's credit worthiness. The inter corporate deposit from the related party is also a variable rate facility which is subject to changes as notified by lender from time to time in accordance with prevailing market interest rates. The management believes that the current rate of interest on these loans are in close approximation from market rates applicable to the Group. Therefore, the management estimates that the fair value of these borrowings are approximate to their respective carrying values.

C. Financial Risk Management

Risk Management

The Group's activities expose it to market risk, liquidity risk and credit risk. The Group's Board of Directors has overall responsibility for the establishment and oversight of the Group's risk management framework. This note explains the sources of risk which the entity is exposed to and how the entity manages the risk and the related impact in the financial statements.

Risk	Exposure arising from	Measurement	Management
Credit risk	Investments in redeemable preference shares and government securities, loans, Cash and cash equivalents, trade receivables, derivative financial instruments and other financial assets measured at amortised cost	Aging analysis, Credit ratings	Bank deposits, diversification of asset base, credit limits
Liquidity risk	Borrowings and other liabilities	Rolling cash flow forecasts	Availability of committed credit lines and borrowing
Market risk - foreign exchange	Recognised financial assets and liabilities not denominated in Indian rupee (₹)	Cash flow forecasting	Forward foreign exchange contracts
Market risk - interest	Long-term borrowings at variable rates	Sensitivity analysis	Negotiation of terms that reflect the market factors
Market risk - security price	Investments in equity securities	Sensitivity analysis	Diversification of portfolio, with focus on strategic investments

The Group's risk management is carried out by a central treasury department (of the Group) under policies approved by the board of directors. The board of directors provides written principles for overall risk management, as well as policies covering specific areas, such as foreign exchange risk, interest rate risk, credit risk and investment of excess liquidity.

C.1 Credit risk

Credit risk is the risk that a counterparty fails to discharge its obligation to the Group. The Group's exposure to credit risk is influenced mainly by investments in redeemable preference shares, cash and cash equivalents, trade receivables, derivative financial instruments and other financial assets measured at amortised cost. The Group continuously monitors defaults of customers and other counterparties and incorporates this information into its credit risk controls.

a) Credit risk management

The Group assesses and manages credit risk based on internal credit rating system. Internal credit rating is performed for each class of financial instruments with different characteristics. The Group assigns the following credit ratings to each class of financial assets based on the assumptions, inputs and factors specific to the class of financial assets.

(i) Low credit risk
(ii) Moderate credit risk
(iii) High credit risk

Based on business environment in which the Group operates, a default on a financial asset is considered when the counter party fails to make payments within the agreed time period as per contract. Loss rates reflecting defaults are based on actual credit loss experience and considering differences between current and historical economic conditions.

Assets are written off when there is no reasonable expectation of recovery, such as a debtor declaring bankruptcy or a litigation decided against the Group. The Group continues to engage with parties whose balances are written off and attempts to enforce repayment. Recoveries made are recognised in statement of profit and loss.

In respect of financial assets carried at amortised cost, other than trade receivables, the management has evaluated that as at 31 March 2020 and 31 March 2019, the credit risk is low and hence, allowance, if any, is measured at 12-month expected credit loss.

In respect of trade receivables, the Holding Company is required to follow simplified approach and accordingly, allowance is recognised for lifetime expected credit losses.

Cash and cash equivalents and bank deposits
Credit risk related to cash and cash equivalents and bank deposits is managed by only accepting highly rated banks and diversifying bank deposits and accounts in different banks across the country.

Derivative financial instruments
Derivative financial instruments are considered to have low credit risk since the contracts are with reputable banks, most of which have an 'investment grade' credit rating.

Trade receivables
Trade receivables are generally unsecured and non-interest bearing. There is no significant concentration of credit risk. The Group's credit risk management policy in relation to trade receivables involves periodically assessing the financial reliability of customers, taking into account their financial position, past experience and other factors. The utilization of credit limit is regularly monitored and a significant element of credit risk is covered by credit insurance. The Group's credit risk is mainly confined to the risk of customers defaulting against credit sales made. Outstanding trade receivables are regularly monitored by the Group. The Group has also taken advances and security deposits from its customers, which mitigate the credit risk to an extent. In respect of trade receivables, the Group recognises a provision for lifetime expected credit losses after evaluating the individual probabilities of default of its customers which are duly based on the inputs received from the marketing teams of the Group.

Other financial assets measured at amortised cost
Investments in redeemable preference shares of associate companies, loans (comprising security deposits) and other financial assets are considered to have low credit risk since there is a low risk of default by the counterparties owing to their strong capacity to meet contractual cash flow obligations in the near term. Credit risk related to these other financial assets is managed by monitoring the recoverability of such amounts continuously, while at the same time internal control system in place ensure the amounts are within defined limits.

b) Expected credit losses for financial assets

i) **Financial assets (other than trade receivables)**

Group provides for expected credit losses on loans and advances other than trade receivables by assessing individual financial instruments for expectation of any credit losses.

- For cash & cash equivalents, other bank balances and derivative financial instruments- Since the Group deals with only high-rated banks and financial institutions, credit risk in respect of cash and cash equivalents, derivative financial instruments, other bank balances and bank deposits is evaluated as very low.
- For loans comprising security deposits paid - Credit risk is considered low because the Group is in possession of the underlying asset.
- For other financial assets - Credit risk is evaluated based on Group knowledge of the credit worthiness of those parties and loss allowance is measured. For such financial assets, the Group policy is to provide for 12 month expected credit losses upon initial recognition and provide for lifetime expected credit losses upon significant increase in credit risk.

As at 31 March 2020 and 31 March 2019, management has evaluated that the probability of default of outstanding financial assets (other than trade receivables) is insignificant and therefore, no allowance for expected credit losses has been recognised.

ii) **Expected credit loss for trade receivables under simplified approach**

In respect of trade receivables, the Group's measures the loss allowance at an amount equal to lifetime expected credit losses using a simplified approach.

Based on evaluation of historical credit loss experience, management considers an insignificant probability of default in respect of receivables which are less than one year overdue. Receivables which are more than one year overdue are analysed individually and allowance for expected credit loss is recognised accordingly.

C.2 Liquidity risk

Liquidity risk is the risk that the Group will encounter difficulty in meeting the obligations associated with its financial liabilities that are settled by delivering cash or another financial asset. The Group's approach to managing liquidity is to ensure as far as possible, it will have sufficient liquidity to meet its liabilities when they are due. Management monitors rolling forecasts of the Group's liquidity position and cash and cash equivalents on the basis of expected cash flows. The Group takes into account the liquidity of the market in which the entity operates.

a) Financing arrangements

The Group has access to the following undrawn borrowing facilities at the end of the reporting period:

Particulars	As at 31 March 2020	As at 31 March 2019
Secured*	666.24	711.52

* Working capital facilities due for review every year

b) Maturities of financial liabilities

The tables below analyse the Group's financial liabilities into relevant maturity groupings based on their contractual maturities.

The amounts disclosed in the table are the contractual undiscounted cash flows. Balances due within 12 months equal their carrying amounts as the impact of discounting is not significant.

31 March 2020	Less than 1 year	1-2 year	2-3 year	More than 3 years	Total
Non-derivatives					
Borrowing (including current maturities of long term debt) along with estimated future interest	853.08	579.17	1,374.36	1,604.60	**4,411.21**
Short term borrowings	645.73	-	-	-	**645.73**
Security deposit	13.47	-	-	329.64	**343.11**
Trade payables	2,659.58	-	-	-	**2,659.58**
Other financial liabilities	425.89	12.41	12.41	119.87	**570.58**
Derivatives					
Derivative liability	61.79	-	-	-	**61.79**
Total	**4,659.54**	**591.58**	**1,386.77**	**2,054.11**	**8,692.00**

31 March 2019	Less than 1 year	1-2 year	2-3 year	More than 3 years	Total
Non-derivatives					
Borrowing (including current maturities of long term debt) along with estimated future interest	850.30	1,589.54	490.58	1,907.48	**4,837.90**
Short term borrowings	742.99	-	-	-	**742.99**
Security deposit	98.36	-	-	329.64	**428.00**
Trade payables	2,488.33	-	-	-	**2,488.33**
Other financial liabilities	431.39	-	-	-	**431.39**
Derivatives					
Derivative liability	16.59	-	-	-	**16.59**
Total	**4,627.96**	**1,589.54**	**490.58**	**2,237.12**	**8,945.20**

C.3 Market risk

a) Foreign currency risk

The Group is exposed to foreign exchange risk in the normal course of its business. Multiple currency exposures arise from commercial transactions like sales, purchases, borrowings, recognized financial assets and liabilities (monetary items). Certain transactions of the Group act as natural hedge as a portion of both assets and liabilities are denominated in similar foreign currencies. For the remaining exposure to foreign exchange risk, the Group adopts the policy of selective hedging based on risk perception of management. Foreign exchange hedging contracts are carried at fair value. Foreign currency exposures that are not hedged by derivative instruments outstanding as on the balance sheet date are as under:

Particulars	As at 31 March 2020		As at 31 March 2019	
	Foreign currency (in million)	Amount (₹ crores)	Foreign currency (in million)	Amount (₹ crores)
Trade receivables				
GBP	-	-	0.06	0.52
Borrowings				
USD	36.56	276.34	88.76	613.84
EURO	-	-	2.23	17.29

Particulars	As at 31 March 2020		As at 31 March 2019	
	Foreign currency (in million)	Amount (₹ crores)	Foreign currency (in million)	Amount (₹ crores)
Trade payables				
USD	63.43	479.42	57.04	394.49
EURO	2.59	21.61	2.03	15.75
GBP	0.00	0.01	-	-
JPY	0.25	0.02	0.46	0.03
SGD	0.00	0.00	-	-

Foreign exchange risk sensitivity analysis has been performed on the foreign currency exposures in the Group's financial assets and financial liabilities at the reporting date, net of derivative contracts for hedging those exposures. Reasonably possible changes are based on an analysis of historic currency volatility, together with any relevant assumptions regarding near-term future volatility.

The impact on the Group's profit before tax due to changes in the foreign currency exchange rates are given below:

Particulars	Year ended 31 March 2020	Year ended 31 March 2019
USD Sensitivity		
INR/USD - Increase by 5.45% (31 March 2019 - 6.82%)	(41.19)	(68.77)
INR/USD - Decrease by 5.45% (31 March 2019 - 6.82%)	41.19	68.77
GBP Sensitivity		
INR/GBP - Increase by 10.65% (31 March 2019 - 8.82%)	(0.00)	0.05
INR/GBP - Decrease by 10.65% (31 March 2019 - 8.82%)	0.00	(0.05)
Euro Sensitivity		
INR/EURO - Increase by 7.57% (31 March 2019 - 7.26%)	(1.64)	(2.40)
INR/EURO - Decrease by 7.57% (31 March 2019 - 7.26%)	1.64	2.40

b) Interest rate risk

i) **Financial liabilities**

The Group's policy is to minimise interest rate cash flow risk exposures on external financing. At 31 March 2020 and 31 March 2019, the Group is exposed to changes in interest rates through bank borrowings carrying variable interest rates. The Group's investments in fixed deposits carry fixed interest rates.

Interest rate risk exposure

Below is the overall exposure of the Group to interest rate risk:

Particulars	As at 31 March 2020	As at 31 March 2019
Variable rate borrowing	3,724.02	3,489.44
Fixed rate borrowing	178.88	898.28
Total borrowings	**3,902.90**	**4,387.72**

Sensitivity

Below is the sensitivity of profit or loss to interest rates.

Particulars	Year ended 31 March 2020	Year ended 31 March 2019
Interest sensitivity*		
Interest rates – increase by 50 basis points	12.11	11.35
Interest rates – decrease by 50 basis points	(12.11)	(11.35)

** Holding all other variables constant*

ii) **Financial assets**

The Group's investments in redeemable preference shares of its associate companies and government securities, loan to a related party and deposits with banks are carried at amortised cost and are fixed rate instruments. They are, therefore, not subject to interest rate risk as defined in Ind AS 107, since neither the carrying amount nor the future cash flows will fluctuate because of a change in market interest rates.

c) Price risk

i) **Exposure**

The Group's exposure to price risk arises from investments held and classified in the balance sheet either as fair value through other comprehensive income or at fair value through profit or loss (FVTPL). To manage the price risk arising from investments, the Group diversifies its portfolio of assets.

ii) **Sensitivity**

The table below summarises the impact of increases/decreases of the index on the Group's equity and profit for the period:

Impact on profit before tax

Particulars	As at 31 March 2020	As at 31 March 2019
Quoted equity		
Price increase by 5% - FVTPL	0.01	0.02
Price decrease by 5% - FVTPL	(0.01)	(0.02)

48 Capital Management

The Group's capital management objectives are

- to ensure the their ability to continue as a going concern
- to provide an adequate return to shareholders

The Group manages its capital structure and makes adjustments to it in the light of changes in economic conditions and the risk characteristics of the underlying assets. In order to maintain or adjust the capital structure, the Group may adjust the amount of dividends paid to shareholders, return capital to shareholders, issue new shares or sell assets to reduce debt.

The Group monitors capital on the basis of its gearing ratio, debt equity ratio and ratio of net debts to its earnings before interest, depreciation and amortisation (EBITDA).

Debt equity ratio

Particulars	As at 31 March 2020	As at 31 March 2019
Total borrowings (including current maturities of long term debt)	3,902.90	4,387.72
Less: Cash and cash equivalents	40.21	36.33
Net debt	**3,862.69**	**4,351.39**
Total equity	2,730.26	2,602.54
Net debt to equity ratio	**141.48%**	**167.20%**

Ratio of net debt to EBITDA

Particulars	As at 31 March 2020	As at 31 March 2019
Profit before exceptional item and tax	**160.82**	**221.04**
Less: Other income	39.89	32.61
Add: Depreciation and amortisation expense	425.16	351.50
Add: Finance cost	585.53	636.87
EBITDA	**1,131.62**	**1,176.80**
Net debt	3,862.69	4,351.39
Ratio of net debt to EBITDA	**3.41**	**3.70**

Gearing ratio

Particulars	As at 31 March 2020	As at 31 March 2019
Total borrowings (including current maturities of long term debt)	3,902.90	4,387.72
Less: Cash and cash equivalents	40.21	36.33
Net debt	**3,862.69**	**4,351.39**
Total equity	2,730.26	2,602.54
Equity and net debt	**6,592.95**	**6,953.93**
Gearing ratio	**58.59%**	**62.57%**

As per loan covenants, the Group is required to comply with requirement relating to certain financial ratio (including total debt to EBITDA/ net worth, EBITDA to gross interest, debt service coverage ratio and fixed assets coverage ratio). During the year ended 31 March 2020 and 31 March 2019, the Group has complied with the financial ratios as per loan covenants.

49 Financial information of subsidiaries with material non-controlling interest and associates which are material to the Group

I Information about subsidiary with material non-controlling interest

A	Name of entity	Principal activity	Principal place of business	% of equity	
				As at 31 March 2020	As at 31 March 2019
	Iber Jindal S.L	Processing and marketing of ferrous metals	Spain	65.00	65.00

(i) Summarised balance sheet		
Particulars	**As at 31 March 2020**	**As at 31 March 2019**
Non-current assets	2.90	1.04
Current assets	255.88	211.72
Total assets	**258.78**	**212.76**
Non-current liabilities	-	-
Current liabilities	227.20	184.71
Total liabilities	**227.20**	**184.71**
Net assets *	**31.58**	**28.05**

(ii) Summarised statement of profit and loss		
Particulars	**Year ended 31 March 2020**	**Year ended 31 March 2019**
Revenue	471.50	427.20
Total comprehensive income		
Profit for the year	3.72	8.08
Other comprehensive income	-	-
Total*	**3.72**	**8.08**
Attributable to non controlling Interest *	1.30	2.83
** This number is before considering inter-company elimination*		

(iii) Summarised cash flow statement		
Particulars	**Year ended 31 March 2020**	**Year ended 31 March 2019**
Net cash inflow/(outflow) from operating activities	13.90	(16.80)
Net cash inflow/(outflow) from investing activities	(1.94)	(0.26)
Net cash inflow/(outflow) from financing activities	(10.43)	19.47
Net cash inflow/(outflow)	**1.53**	**2.41**

(iv) Non-controlling interest		
Particulars	**As at 31 March 2020**	**As at 31 March 2019**
Accumulated balance of material non-controlling interest	13.02	11.72
	13.02	**11.72**

II Summarised financial information of associate companies that are material to the Group:

A	Name of entity	Principal activity	Principal place of business	% of equity	
				As at 31 March 2020	As at 31 March 2019
	Jindal United Steel Limited	Manufacturer of hot rolled products of stainless steel & carbon steel	India	26.00	26.00

The above associate is accounted for using equity method in the consolidated financial statements. There is no quoted market price for Jindal United Steel Limited.

(i)	**Summarised balance sheet**		
	Particulars	**As at 31 March 2020**	**As at 31 March 2019**
	Non-current assets	3,031.21	2,996.06
	Current assets	124.28	100.69
	Total assets	**3,155.49**	**3,096.75**
	Non-current liabilities	2,560.33	2,515.93
	Current liabilities	161.72	240.27
	Total liabilities	**2,722.05**	**2,756.20**
	Net assets	**433.44**	**340.55**
(ii)	**Summarised statement of profit and loss**		
	Particulars	**Year ended 31 March 2020**	**Year ended 31 March 2019**
	Revenue	279.68	-
	Total comprehensive income		
	Net profit	(23.41)	-
	Other comprehensive income	(0.19)	-
	Total	**(23.60)**	-
	Dividend received during the year	-	-

(iii)	**Reconciliation of summarised financial Information to the carrying amount of the interest in the associates recognised in the consolidated financial statements:**		
	Particulars	**As at 31 March 2020**	**As at 31 March 2019**
	Opening net assets	**340.54**	**299.99**
	Add: shares issued during the year	116.50	40.55
	Total net assets available for equity holders	**457.04**	**340.54**
	Add: Profit during the year	(23.41)	-
	Add: Other comprehensive income during the year	(0.19)	-
	Closing net assets	**433.44**	**340.54**
	Less: Instruments entirely equity in nature *	75.95	116.88
	Closing net assets available for equity holders	**357.49**	**223.66**
	Group's share in %	26.00	26.00
	Group's share in ₹	92.95	58.15
	Investment in 10 % Non-cumulative non-convertible redeemable preference shares (equity portion)	75.88	75.88
	Carrying value of investment accounted for using equity method	**168.83**	**134.03**

** Instruments entirely equity in nature includes non-cumulative compulsory convertible preference shares issued to Holding Company.*

B	**Name of entity**	**Principal activity**	**Principal place of business**	**% of equity**	
				As at 31 March 2020	**As at 31 March 2019**
	Jindal Coke Limited	Manufacturer of coke and coke products	India	26.00	26.00
	The above associate is accounted for using equity method in the consolidated financial statement. There is no quoted market price for Jindal Coke Limited.				

(i)	**Summarised balance sheet**		
	Particulars	**As at 31 March 2020**	**As at 31 March 2019**
	Non-current assets	610.53	616.19
	Current assets	213.09	237.07
	Total assets	**823.62**	**853.26**
	Non-current liabilities	526.69	544.92
	Current liabilities	108.54	108.13
	Total liabilities	**635.23**	**653.05**
	Net assets	**188.39**	**200.21**

(ii)	**Summarised statement of profit and loss**		
	Particulars	**Year ended 31 March 2020**	**Year ended 31 March 2019**
	Total revenue	764.83	940.65
	Total comprehensive income		
	Net profit	(11.75)	40.11
	Other comprehensive income	(0.07)	0.02
	Total	**(11.82)**	**40.13**
	Dividend received during the year	-	-

(iii)	**Reconciliation of summarised financial Information to the carrying amount of the interest in the associates recognised in the consolidated financial statements:**		
	Particulars	**As at 31 March 2020**	**As at 31 March 2019**
	Opening net assets	**200.21**	**160.08**
	Add: Profit during the year	(11.75)	40.11
	Add: Other comprehensive income during the year	(0.07)	0.02
	Closing net assets	**188.39**	**200.21**
	Less: Instruments entirely equity in nature *	17.62	17.62
	Closing net assets available for equity holders	**170.77**	**182.59**
	Group's share in %	26.00	26.00
	Group's share in ₹	44.40	47.47
	Share of profit due to change in shareholding	13.38	13.38
	Investment in 10 % Non-cumulative non-convertible redeemable preference shares (equity portion)	79.31	79.31
	Carrying value of investment accounted for using equity method	**137.09**	**140.16**

** Instruments entire equity in nature includes non-cumulative compulsory convertible preference shares issued to Holding Company.*

III Immaterial interest in associate: Jindal Stainless Corporate Management Services Private Limited, an associate that is immaterial to the parent

	As at 31 March 2020	As at 31 March 2019
Aggregate carrying amount of individually immaterial associate	4.16	2.92
Group share in:		
Profit for the year	1.28	1.81
Other comprehensive income	(0.03)	(0.09)
Total comprehensive income	**1.25**	**1.72**

50	**Loss of control in subsidiary Company**		
	On 11 December 2018, one of the subsidiary company of the Group, Jindal UK Limited was liquidated. The resultant gain / loss on liquidation of the subsidiary company has been included in consolidated financial statements. The carrying amount of assets and liabilities on the date of liquidation, profit/loss on disposal and net cash inflow from disposal are set below.		
A	**Carrying amount of subsidiary assets and liabilities**		
		As at 31 March 2020	**As at 31 March 2019**
	Assets		
	Cash and cash equivalents	-	1.17
	Current tax assets (net)	-	0.08
	Other current assets	-	0.14
	Total assets	**-**	**1.39**
	Total liabilities		**-**
	Net assets	**-**	**1.39**
B	**Computation of gain on loss of control on account of liquidation of subsidiary Company**		
	Group stake in subsidiary on date of liquidation	**-**	**1.39**
	Total consideration received in cash	-	1.41
	Net gain on disposal *	**-**	**0.02**

** The aforementioned gain on disposal is recognised as "Gain on disposal of investments (net)" under the head other income*

JINDAL STAINLESS LIMITED
Summary of significant accounting policies and other explanatory information to consolidated financial statements for the year ended 31 March 2020
(All amounts in ₹ crores, unless otherwise stated)

This is the summary of significant accounting policies and other explanatory information referred in our report of even date.

For and on behalf of the Board of Directors

For Walker Chandiok & Co LLP
Chartered Accountants
FRN 001076N/N500013

Abhyuday Jindal
Managing Director
DIN: 07290474

Tarun Kumar Khulbe
Whole Time Director
DIN: 07302532

Siddharth Talwar
Partner
Membership No.: 512752

Anurag Mantri
Chief Financial Officer

Navneet Raghuvanshi
Company Secretary

Place: Faridabad
Date: 06 June 2020

Place: New Delhi

FORM AOC-1 (Pursuant to first proviso to sub-section (3) of section 129 read with rule 5 of Companies (Accounts) Rules, 2014)
STATEMENT CONTAINING SALIENT FEATURES OF THE FINANCIAL STATEMENT OF SUBSIDIARIES

(Rs. in Crores)

Name of the Subsidiary	Reporting Period	Reporting Currency and Exchange Rate in ₹	Exchange Rate in ₹	Share Capital	Other Equity	Total Assets	Total Liabilities	Investment	Turnover (Gross)	Profit/(Loss) before Taxation (Including Other Comprehensive Income)	Provision for Taxation	Profit/(Loss) after Taxation (Including Other Comprehensive Income)	Proposed Dividend	% of Share holding
PT. Jindal Stainless Indonesia	31/Mar/20	USD	75.55	94.44	(51.93)	599.16	556.65	-	648.25	(66.77)	5.99	(72.76)	-	99.999%
Jindal Park Limited	31/Mar/20	INR	1.00	0.05	(0.01)	0.05	0.01	-	-	(0.01)	(0.00)	(0.01)	-	100.00%
Jindal Stainless FZE	31/Mar/20	AED	20.57	12.34	8.26	23.98	3.38	-	28.81	2.64	-	2.64	-	100.00%
JSL Group Holdings Pte Limited	31/Mar/20	USD	75.55	34.00	(1.34)	34.00	1.34	-	-	(0.02)	-	(0.02)	-	100.00%
Iberjindal S.L	31/Mar/20	EURO	83.32	8.33	23.24	258.78	227.20	-	471.50	4.98	1.26	3.72	-	65.00%

(Rs. in Crores)

Name of Associate	Latest audited Balance Sheet Date	Shares of Associate held by the company on the year end				Profit/Loss for the year (including Other Comprehensive Income)			
		No.	Amount of Investment in Associate	Extend of Holding%	Net worth attributable to shareholding as per latest audited Balance Sheet	Considered in Consolidation	Not Considered in Consolidation	Description of how there is significant influence	Reason why the Associate is not consolidated
Jindal Stainless Corporate Management Services Private Limited	31-Mar-20	5,000	0.01	50%	4.16	1.26	1.26	% Holding	NA
Jindal Coke Ltd	31-Mar-20	8,432,372	8.43	26%	48.98	-3.07	(8.75)	% Holding	NA
Jindal United Steel Ltd	31-Mar-20	99,098,577	99.10	26%	112.69	-6.14	(17.46)	% Holding	NA

Note:

i) Joint Ventures (a) MJSJ Coal Limited and (b) Jindal Synfuels Limited have been excluded from consolidation, as group does not have any control thereto as Investment in terms of agreement as Investor , being 9% and 10% respectively.

Place: Faridabad Date: 06 June 2020	**Abhyuday Jindal** Managing Director DIN: 07290474	**Tarun Kumar Khulbe** Whole Time Director DIN: 07302532	**Anurag Mantri** Chief Financial Officer	**Navneet Raghuvanshi** Company Secretary

JINDAL STAINLESS LIMITED

(CIN: L26922HR1980PLC010901)
Regd. Office: O.P. Jindal Marg, Hisar - 125 005 (Haryana), India
Phone No. (01662) 222471-83, Fax No. (01662) 220499
Corporate Office: Jindal Centre, 12, Bhikaiji Cama Place, New Delhi - 110066
Email Id. for Investors: investorcare@jindalstainless.com
Website: www.jslstainless.com

E-COMMUNICATION REGISTRATION FORM

To,
Link Intime India Private Limited
[Unit: Jindal Stainless Limited]
Noble Heights, 1st Floor, Plot NH 2
C-1 Block LSC, Near Savitri Market
Janakpuri, New Delhi – 110058
Phone No.: (011) 41410592/93/94
Fax No.: (011) 41410591
Email: delhi@linkintime.co.in

Green initiative on Corporate Governance

I/we hereby exercise my/our option to receive all communications from the Company such as Notice of General Meeting, Explanatory Statement, Audited Financial Statements, Balance Sheet, Profit & Loss Account, Directors' Report, Auditor's Report etc. in electronic mode pursuant to the "Green Initiative in Corporate Governance" taken by the Ministry of Corporate Affairs vide circular no. 17/2011 dated 21st April, 2011. Please register my e-mail ID as given below, in your records, for sending the communications:

Folio No. / DP ID & Client No.: ……

Name of 1st Registered Holder: ……

Name of Joint Holder(s), if any: ……

Registered Address of the Sole/1st Registered Holder:……

No. of Shares held: ……

E-mail ID (to be registered): ……

Date: ……

Signature:……

Notes:

1) On registration, all communications will be sent to the e-mail ID registered.
2) Shareholders are requested to keep the Company's Registrar - Link Intime India Pvt. Ltd. informed as and when there is any change in the e-mail address.

CORPORATE OFFICE

Jindal Centre
12, Bhikaji Cama Place, New Delhi - 110066, India
Phone : +91 - 011 - 26189395 - 99
Fax : +91 - 011 - 26170691, 26151271
Email : info@jindalstainless.com
Website : www.jindalstainless.com, www.jsl-stainless.com

REGISTERED OFFICE

O.P. Jindal Marg
Hisar - 125 005 (Haryana), India
Phone : 01662 - 22247186
Fax : 01662 - 270499
Email : info@jindalstainless.com
Email for Investors : investorcare@jindalstainless.com

MANUFACTURING FACILITIES

ODISHA

Kalinga Nagar Industrial Complex, Duburi

Dist. Jajpur - 755 026, Odisha, India
Email : info@jindalstainless.com

INDONESIA

P.T. Jindal Stainless Indonesia
Kawasan Industry Mapalon, Kecamatan Unkar
Desa Sidi Arjyo-Manyar, Gresik - 61151, Surabaya
Jawa Timur - Indonesia
Phone : +62 31 3859500
Fax : +62 31 3859086
Email : info.indonesia@jindalstainless.com

Certified True Copy
For Jindal Stainless Limited

Navneet Raghuvanshi
Company Secretay

Walker Chandiok & Co LLP

Walker Chandiok & Co LLP
L 41, Connaught Circus,
Outer Circle,
New Delhi - 110 001
India

T +91 11 4278 7070
F +91 11 4278 7071

Independent Auditor's Review Report on Standalone Unaudited Quarterly Financial Results and Year to Date Results of Jindal Stainless Limited Pursuant to Regulation 33 and Regulation 52 read with Regulation 63 of the SEBI (Listing Obligations and Disclosure Requirements) Regulations, 2015 (as amended)

To the Board of Directors of Jindal Stainless Limited

1. We have reviewed the accompanying statement of standalone unaudited financial results ('the Statement') of Jindal Stainless Limited ('the Company') for the quarter ended 30 September 2020 and the year to date results for the period 01 April 2020 to 30 September 2020 being submitted by the Company pursuant to the requirements of Regulation 33 and Regulation 52 read with Regulation 63 of the SEBI (Listing Obligations and Disclosure Requirements) Regulations, 2015 (as amended), including relevant circulars issued by the Securities and Exchange Board of India ('SEBI') from time to time.

2. The Statement, which is the responsibility of the Company's Management and approved by the Company's Board of Directors, has been prepared in accordance with the recognition and measurement principles laid down in Indian Accounting Standard 34, Interim Financial Reporting ('Ind AS 34'), prescribed under Section 133 of the Companies Act, 2013 ('the Act'), and other accounting principles generally accepted in India and is in compliance with the presentation and disclosure requirements of Regulation 33 and Regulation 52 read with Regulation 63 of the SEBI (Listing Obligations and Disclosure Requirements) Regulations, 2015 (as amended), including relevant circulars issued by the SEBI from time to time. Our responsibility is to express a conclusion on the Statement based on our review.

3. We conducted our review of the Statement in accordance with the Standard on Review Engagements (SRE) 2410, Review of Interim Financial Information Performed by the Independent Auditor of the Entity, issued by the Institute of Chartered Accountants of India. A review of interim financial information consists of making inquiries, primarily of persons responsible for financial and accounting matters, and applying analytical and other review procedures. A review is substantially less in scope than an audit conducted in accordance with the Standards on Auditing specified under section 143(10) of the Act, and consequently, does not enable us to obtain assurance that we would become aware of all significant matters that might be identified in an audit. Accordingly, we do not express an audit opinion.

Certified True Copy
For Jindal Stainless Limited
Navneet Raghuvanshi
Company Secretary

Independent Auditor's Review Report on Standalone Unaudited Quarterly Financial Results and Year to Date Results of Jindal Stainless Limited Pursuant to Regulation 33 and Regulation 52 read with Regulation 63 of the SEBI (Listing Obligations and Disclosure Requirements) Regulations, 2015 (as amended) (contd.)

4. Based on our review conducted as above, nothing has come to our attention that causes us to believe that the accompanying Statement, prepared in accordance with the recognition and measurement principles laid down in Ind AS 34, prescribed under Section 133 of the Act, and other accounting principles generally accepted in India, has not disclosed the information required to be disclosed in accordance with the requirements of Regulation 33 and Regulation 52 read with Regulation 63 of the SEBI (Listing Obligations and Disclosure Requirements) Regulations, 2015 (as amended), including the manner in which it is to be disclosed, or that it contains any material misstatement.

For Walker Chandiok & Co LLP
Chartered Accountants
Firm Registration No: 001076N/N500013

Rajni Mundra

Rajni Mundra
Partner
Membership No. 058644
UDIN: - 20058644AAAAFS9884

Place: New Delhi
Date: 30 October 2020

WALKER CHANDIOK & CO LLP * CHARTERED ACCOUNTANTS *

Jindal Stainless (Hisar) Limited

Walker Chandiok & Co LLP

Walker Chandiok & Co LLP
L 41, Connaught Circus,
Outer Circle,
New Delhi - 110 001
India

T +91 11 4278 7070
F +91 11 4278 7071

Independent Auditor's Review Report on Consolidated Unaudited Quarterly Financial Results and Year to Date Results of Jindal Stainless Limited Pursuant to the Regulation 33 of the SEBI (Listing Obligations and Disclosure Requirements) Regulations, 2015 (as amended)

To the Board of Directors of Jindal Stainless Limited

1. We have reviewed the accompanying statement of unaudited consolidated financial results ('the Statement') of Jindal Stainless Limited ('the Holding Company') and its subsidiaries (the Holding Company and its subsidiaries together referred to as 'the Group') and its associates (refer Annexure 1 for the list of subsidiaries and associates included in the Statement) for the quarter ended 30 September 2020 and the consolidated year to date results for the period 01 April 2020 to 30 September 2020 being submitted by the Holding Company pursuant to the requirements of Regulation 33 of the SEBI (Listing Obligations and Disclosure Requirements) Regulations, 2015 (as amended), including relevant circulars issued by the Securities and Exchange Board of India ('SEBI') from time to time.

2. This Statement, which is the responsibility of the Holding Company's management and approved by the Holding Company's Board of Directors, has been prepared in accordance with the recognition and measurement principles laid down in Indian Accounting Standard 34, Interim Financial Reporting ('Ind AS 34'), prescribed under Section 133 of the Companies Act, 2013 ('the Act'), and other accounting principles generally accepted in India and is in compliance with the presentation and disclosure requirements of Regulation 33 of the SEBI (Listing Obligations and Disclosure Requirements) Regulations, 2015 (as amended), including relevant circulars issued by the SEBI from time to time. Our responsibility is to express a conclusion on the Statement based on our review.

3. We conducted our review of the Statement in accordance with the Standard on Review Engagements (SRE) 2410, Review of Interim Financial Information Performed by the Independent Auditor of the Entity, issued by the Institute of Chartered Accountants of India. A review of interim financial information consists of making inquiries, primarily of persons responsible for financial and accounting matters, and applying analytical and other review procedures. A review is substantially less in scope than an audit conducted in accordance with

Walker Chandiok & Co LLP is registered with limited liability with identification number AAC-0905 and its registered office at L-41 Connaught Circus, New Delhi, 110001.

Independent Auditor's Review Report on Consolidated Unaudited Quarterly Financial Results and Year to Date Results of the Jindal Stainless Limited Pursuant to the Regulation 33 of the SEBI (Listing Obligations and Disclosure Requirements) Regulations, 2015 (as amended) (contd.)

the Standards on Auditing specified under Section 143(10) of the Act, and consequently, does not enable us to obtain assurance that we would become aware of all significant matters that might be identified in an audit. Accordingly, we do not express an audit opinion.

We also performed procedures in accordance with the SEBI Circular CIR/CFD/CMD1/44/2019 dated 29 March 2019 issued by the SEBI under Regulation 33 (8) of the SEBI (Listing Obligations and Disclosure Requirements) Regulations, 2015 (as amended), to the extent applicable.

4. Based on our review conducted and procedures performed as stated in paragraph 3 above and upon consideration of the review reports of the other auditors referred to in paragraph 5 below, nothing has come to our attention that causes us to believe that the accompanying Statement, prepared in accordance with the recognition and measurement principles laid down in Ind AS 34, prescribed under Section 133 of the Act, and other accounting principles generally accepted in India, has not disclosed the information required to be disclosed in accordance with the requirements of Regulation 33 of the SEBI (Listing Obligations and Disclosure Requirements) Regulations, 2015 (as amended), including the manner in which it is to be disclosed, or that it contains any material misstatement.

5. We did not review the interim financial information of two subsidiaries included in the Statement, whose financial information reflects total assets of ₹ 667.41 crores as at 30 September 2020, and total revenues of ₹ 201.61 crores and ₹ 354.65 crores, total net loss after tax of ₹ 15.91 crores and ₹ 34.89 crores, total comprehensive loss of ₹ 15.91 crores and ₹ 34.89 crores for the quarter and year-to-date period ended on 30 September 2020 respectively, and cash flows (net) of ₹ 4.41 crores for the period ended 30 September 2020, as considered in the Statement. The Statement also includes the Group's share of net loss after tax of ₹ 2.28 crores and ₹ 16.99 crores and total comprehensive loss of ₹ 2.28 crores and ₹ 16.99 crores, for the quarter and year-to-date period ended on 30 September 2020 respectively, as considered in the Statement, in respect of one associate, whose interim financial information has not been reviewed by us. These interim financial information have been reviewed by other auditors whose review reports have been furnished to us by the management, and our conclusion in so far as it relates to the amounts and disclosures included in respect of these subsidiaries and associate is based solely on the review reports of such other auditors and the procedures performed by us as stated in paragraph 3 above.

Our conclusion is not modified in respect of this matter with respect to our reliance on the work done by and the reports of the other auditors.

6. The Statement includes the interim financial information of three subsidiaries, which have not been reviewed/audited by their auditors, whose interim financial information reflects total assets of ₹ 54.94 crores as at 30 September 2020, and total revenues of ₹ 0.37 crore and ₹ 2.50 crores, net (loss)/ profit after tax of ₹ (0.78) crore and ₹ 0.54 crore, total comprehensive (loss)/ income of ₹ (0.78 crore) and ₹ 0.54 crore for the quarter and year-to-date period ended 30 September 2020 respectively, and cash flows (net) of ₹ (1.90 crores) for the period ended 30 September 2020 as considered in the Statement. The Statement also includes the Group's share of net profit/(loss) after tax of ₹ 0.64 crore and ₹ (3.04) crores, and total comprehensive income/(loss) of ₹ 0.64 crore and ₹ (3.04) crore for the quarter and year-to-date period ended on 30 September 2020 respectively, in respect of two associates, based on their interim financial information, which have not been reviewed/ audited by their auditors, and have been furnished to us by the Holding Company's management. Our conclusion on the Statement, in so far as it relates to the amounts and disclosures included in respect of these subsidiaries and associates, are based solely on such unaudited/ unreviewed interim financial information. According to the information and explanations given to us by the management, these interim financial information are not material to the Group.





Independent Auditor's Review Report on Consolidated Unaudited Quarterly Financial Results and Year to Date Results of the Jindal Stainless Limited Pursuant to the Regulation 33 of the SEBI (Listing Obligations and Disclosure Requirements) Regulations, 2015 (as amended) (contd.)

Our conclusion is not modified in respect of this matter with respect to our reliance on the financial information certified by the Board of Directors.

For Walker Chandiok & Co LLP
Chartered Accountants
Firm Registration No: 001076N/N500013

Rajni Mundra..

Rajni Mundra
Partner
Membership No. 058644
UDIN: - 20058644AAAAFT1754

Place: New Delhi
Date: 30 October 2020

Annexure 1 to the Independent Auditor's Review Report on Consolidated Unaudited Quarterly Financial Results and Year to Date Results of the Jindal Stainless Limited Pursuant to the Regulation 33 of the SEBI (Listing Obligations and Disclosure Requirements) Regulations, 2015 (as amended)

Annexure 1

List of entities included in the Statement

S.No	Name	Relationship
1	PT. Jindal Stainless Indonesia	Subsidiary
2	Jindal Stainless FZE	Subsidiary
3	JSL Group Holding Pte. Limited	Subsidiary
4	Iberjindal S.L	Subsidiary
5	Jindal Stainless Park Limited	Subsidiary
6	Jindal United Steel Limited	Associate
7	Jindal Coke Limited	Associate
8	Jindal Stainless Corporate Management Service Private Limited	Associate

WALKER CHANDIOK & CO LLP ★ CHARTERED ACCOUNTANTS ★

(This space has been intentionally left blank)

Jindal Stainless (Hisar) Limited

JINDAL STAINLESS

JINDAL STAINLESS LIMITED

CIN: L26922HR1980PLC010901
Regd. Office: O.P.Jindal Marg, Hisar-125 005 (Haryana)
Ph. No. (01662) 222471-83, Fax No. (01662) 220499, Email Id. for Investors: investorcare@jindalstainless.com, Website: www.jslstainless.com

UNAUDITED STANDALONE AND CONSOLIDATED FINANCIAL RESULTS FOR THE QUARTER AND HALF YEAR ENDED 30 SEPTEMBER 2020

(₹ in crores except per share data)

S. No.	Particulars	Standalone						Consolidated					
		For the quarter ended			For the half year ended		For the year ended	For the quarter ended			For the half year ended		For the year ended
		30 September 2020	30 June 2020	30 September 2019	30 September 2020	30 September 2019	31 March 2020	30 September 2020	30 June 2020	30 September 2019	30 September 2020	30 September 2019	31 March 2020
		Unaudited	Unaudited	Unaudited	Unaudited	Unaudited	Audited	Unaudited	Unaudited	Unaudited	Unaudited	Unaudited	Audited
	INCOME												
I	Revenue from operations	3,136.60	1,261.52	3,170.38	4,417.52	6,237.10	12,320.11	3,314.13	1,376.06	3,291.05	4,690.19	6,554.37	12,950.87
II	Other income	11.02	9.73	7.29	20.75	17.00	36.98	11.02	9.81	7.09	20.83	16.61	39.89
III	Total income	**3,147.62**	**1,271.25**	**3,177.67**	**4,438.27**	**6,254.10**	**12,357.09**	**3,325.15**	**1,385.87**	**3,298.14**	**4,711.02**	**6,570.98**	**12,990.76**
IV	Expenses												
	Cost of materials consumed	1,883.10	840.04	1,925.84	2,723.14	3,916.60	7,643.88	1,924.18	892.53	2,053.95	2,816.71	4,266.52	8,217.86
	Purchase of stock in trade	97.02	65.27	123.22	162.29	271.51	487.86	97.02	65.27	123.22	162.29	271.51	487.86
	Changes in inventories of finished goods, stock in trade and work in progress	75.44	(87.07)	3.40	(11.63)	(143.72)	(70.05)	172.71	(33.01)	(42.26)	139.70	(248.57)	(127.23)
	Employee benefits expense	35.21	24.89	35.67	60.10	73.18	147.57	41.17	31.75	49.20	72.92	101.64	204.53
	Finance costs	124.06	130.98	142.51	255.04	284.44	566.89	128.01	134.36	146.91	262.37	293.55	585.53
	Depreciation and amortisation expense	95.27	95.14	104.15	190.41	204.90	408.86	103.09	102.67	108.22	205.76	213.03	425.16
	Stores and spares consumed	144.02	66.51	177.97	210.53	360.81	684.19	148.12	70.65	187.43	218.77	380.82	714.46
	Power and fuel	166.38	86.34	204.46	252.92	390.52	768.93	169.97	89.88	210.70	259.85	402.64	792.61
	Other expenses	402.35	187.94	382.72	590.29	737.31	1,482.91	416.16	194.97	390.32	611.13	761.47	1,521.30
	Total expenses	**3,023.05**	**1,410.04**	**3,099.94**	**4,433.09**	**6,095.55**	**12,121.04**	**3,200.43**	**1,549.07**	**3,227.69**	**4,749.50**	**6,442.61**	**12,822.08**
V	**Profit/(loss) before exceptional items, share of net profit/(loss) of investments accounted for using equity method and tax**	**143.97**	**(138.79)**	**77.73**	**5.18**	**158.55**	**236.05**	**124.72**	**(163.20)**	**70.45**	**(38.48)**	**128.37**	**168.68**
VI	Share of net (loss) of investments accounted for using equity method	-	-	-	-	-	-	(1.64)	(18.39)	(2.08)	(20.03)	(0.56)	(7.86)
VII	**Profit/(loss) before exceptional items and tax**	**143.97**	**(138.79)**	**77.73**	**5.18**	**158.55**	**236.05**	**123.08**	**(181.59)**	**68.37**	**(58.51)**	**127.81**	**160.82**
VIII	Exceptional items - gain (net; refer note 3)	24.61	13.96	7.38	38.57	31.74	8.31	25.95	14.98	6.58	40.93	31.25	4.44
IX	**Profit/(loss) after exceptional items but before tax**	**168.58**	**(124.83)**	**85.11**	**43.75**	**190.29**	**244.36**	**149.03**	**(166.61)**	**74.95**	**(17.58)**	**159.06**	**165.26**
X	**Tax expense**												
	Current tax	-	-	-	-	-	-	-	-	-	-	-	1.26
	Deferred tax	70.78	(38.35)	32.26	32.45	72.68	91.48	68.39	(42.62)	33.36	25.77	71.92	72.43
	Taxes pertaining to earlier years	-	-	0.93	-	(1.14)	-	-	-	2.07	-	-	18.95
XI	**Profit/(loss) for the period**	**97.80**	**(86.50)**	**51.92**	**11.30**	**118.75**	**152.88**	**80.64**	**(123.99)**	**39.52**	**(43.35)**	**87.14**	**72.62**
XII	**Other comprehensive income**												
	(A)Items that will not be reclassified to profit or loss												
	(i) Items that will not be reclassified to profit or loss	-	-	-	-	-	(1.55)	-	-	-	-	-	(1.10)
	(ii) Income tax effect on above	-	-	-	-	-	0.54	-	-	-	-	-	0.38
	(iii) Share in other comprehensive income of associate							-	-	-	-	-	(0.10)
	(B)Items that will be reclassified to profit or loss												
	(i) Items that will be reclassified to profit or loss	-	-	-	-	-	-	1.27	0.50	0.56	1.77	3.80	8.16
	(ii) Income tax effect on above	-	-	-	-	-	-	-	-	-	-	-	-
XIII	**Total other comprehensive income**	-	-	-	-	-	(1.01)	**1.27**	**0.50**	**0.56**	**1.77**	**3.80**	**7.34**
XIV	**Total comprehensive income for the period (comprising profit/(loss) and other comprehensive income for the period)**	**97.80**	**(86.50)**	**51.92**	**11.30**	**118.75**	**151.87**	**81.91**	**(123.49)**	**40.08**	**(41.58)**	**90.94**	**79.96**
XV	**Profit/(loss) attributable to :**												
	Owners of the parent							81.73	(121.78)	37.82	(40.05)	84.47	71.32
	Non - controlling interests							(1.09)	(2.21)	1.70	(3.30)	2.67	1.30
								80.64	**(123.99)**	**39.52**	**(43.35)**	**87.14**	**72.62**
	Other comprehensive income attributable to :												
	Owners of the parent							1.27	0.50	0.56	1.77	3.80	7.34
	Non - controlling interests							-	-	-	-	-	-
								1.27	**0.50**	**0.56**	**1.77**	**3.80**	**7.34**
	Total comprehensive income attributable to :												
	Owners of the parent							83.00	(121.28)	38.38	(38.28)	88.27	78.66
	Non - controlling interests							(1.09)	(2.21)	1.70	(3.30)	2.67	1.30
								81.91	**(123.49)**	**40.08**	**(41.58)**	**90.94**	**79.96**
XVI	Paid-up Equity Share Capital (face value of ₹ 2 each)	97.45	97.45	97.45	97.45	97.45	97.45	97.45	97.45	97.45	97.45	97.45	97.45
XVII	Other equity				2,636.37	2,524.57	2,559.87				2,614.65	2,617.71	2,619.79
XVIII	Earning per share (EPS) (face value of ₹ 2 each)												
	a) Basic	2.01	(1.78)	1.08	0.23	2.48	3.16	1.68	(2.50)	0.79	(0.82)	1.76	1.48
	b) Diluted	2.01	(1.78)	1.06	0.23	2.37	3.16	1.68	(2.50)	0.79	(0.82)	1.76	1.48
	(EPS for the period not annualised)												
	Paid up Debt Capital / Outstanding Debt ##				474.88	118.08	497.68				474.88	118.08	497.68
	Networth				2,733.82	2,622.02	2,657.32				2,742.10	2,715.16	2,717.24
	Debt Equity Ratio[1]				1.19	1.48	1.38				1.27	1.56	1.44
	Debt Service Coverage Ratio[2]				0.87	1.39	1.12				0.82	1.34	1.07
	Interest Service Coverage Ratio[3]				1.77	2.28	2.14				1.64	2.16	2.01
	Capital Redemption Reserve				20.00	20.00	20.00				20.00	20.00	20.00
	Debenture Redemption Reserve				24.42	32.07	24.42				24.42	32.07	24.42

See accompanying notes to the financial results.

[1] Debt Equity Ratio = Total Debt/ Net Worth; Total Debt = Long Term Borrowings + Short Term Borrowings + Current maturities of long term borrowings; Net Worth = Equity Share Capital + Other Equity (excluding fair valuation)

[2] Debt Service Coverage Ratio = Earning before Depreciation, Interest, Tax & Exceptional Items (Whether cash + Term Loan Repayments during the period)

[3] Interest Service Coverage Ratio = Earning before Depreciation, Interest, Tax & Exceptional Items / Finance cost

represents Listed Debentures.

SIGNED FOR IDENTIFICATION PURPOSES

WALKER CHANDIOK & CO LLP CHARTERED ACCOUNTANTS

JINDAL STAINLESS LIMITED

Jindal Stainless (Hisar) Limited

JINDAL STAINLESS

JINDAL STAINLESS LIMITED

STANDALONE AND CONSOLIDATED STATEMENT OF ASSETS AND LIABILITIES

(₹ in crores)

S. No.	Particulars	Standalone		Consolidated	
		As at		As at	
		30 September 2020	31 March 2020	30 September 2020	31 March 2020
		Unaudited	Audited	Unaudited	Audited
	ASSETS				
1	**Non-current assets**				
	(a) Property, plant and equipment	5,789.81	5,938.28	5,984.56	6,148.37
	(b) Capital work-in-progress	18.24	9.13	22.11	12.58
	(c) Goodwill	-	-	0.12	0.12
	(d) Other intangible assets	31.50	31.12	32.50	32.09
	(e) Intangible assets under development	3.25	2.40	3.25	2.40
	(f) Investment accounted for using the equity method	-	-	293.56	310.08
	(g) Financial assets				
	(i) Investments	488.65	486.93	134.21	135.90
	(ii) Loans	110.48	110.08	105.81	105.26
	(iii) Other financial assets	2.28	2.24	2.28	2.24
	(h) Income tax assets (net)	27.58	25.41	27.58	26.46
	(i) Other non-current assets	51.10	50.69	71.62	75.74
2	**Current assets**				
	(a) Inventories	2,252.31	2,330.41	2,500.67	2,738.98
	(b) Financial assets				
	(i) Investments	0.30	2.53	0.30	2.53
	(ii) Trade receivables	773.70	779.41	737.73	705.19
	(iii) Cash and cash equivalents	13.07	15.93	39.85	40.21
	(iv) Bank balances other than (iii) above	29.11	28.45	29.11	28.45
	(v) Loans	10.67	11.27	4.56	5.17
	(vi) Other financial assets	58.69	76.48	60.49	78.32
	(c) Other current assets	187.88	207.20	196.44	227.45
	TOTAL - ASSETS	**9,848.62**	**10,107.96**	**10,246.75**	**10,677.54**
	EQUITY AND LIABILITIES				
	EQUITY				
	(a) Equity share capital	97.45	97.45	97.45	97.45
	(b) Other equity	2,636.37	2,559.87	2,644.65	2,619.79
	(c) Non-controlling interests	-	-	9.72	13.02
	LIABILITIES				
1	**Non-current liabilities**				
	(a) Financial liabilities				
	(i) Borrowings	2,685.78	2,715.57	2,685.78	2,715.57
	(ii) Other financial liabilities	102.41	102.40	102.41	102.40
	(b) Provisions	10.99	9.59	16.54	16.89
	(c) Deferred tax liabilities (net)	250.32	217.87	216.07	190.30
	(d) Other non-current liabilities	312.37	324.05	312.37	324.05
2	**Current liabilities**				
	(a) Financial liabilities				
	(i) Borrowings	187.61	397.56	426.61	645.73
	(ii) Trade payables				
	(a) Total outstanding dues of micro enterprises and small enterprises	111.87	87.28	111.87	87.28
	(b) Total outstanding dues of creditors other than micro enterprises and small enterprises	2,222.04	2,345.29	2,314.86	2,572.30
	(iii) Other financial liabilities	909.50	1,038.60	916.55	1,042.75
	(b) Other current liabilities	321.26	211.78	390.36	248.40
	(c) Provisions	0.65	0.65	0.92	0.89
	(d) Current tax liabilities (net)		-	0.59	0.72
	TOTAL - EQUITY AND LIABILITIES	**9,848.62**	**10,107.96**	**10,246.75**	**10,677.54**

SIGNED FOR IDENTIFICATION PURPOSES

WALKER CHANDIOK & CO LLP ★ CHARTERED ACCOUNTANTS ★

JINDAL STAINLESS LIMITED

Jindal Stainless (Hisar) Limited

JINDAL STAINLESS

JINDAL STAINLESS LIMITED

UNAUDITED CASH FLOW STATEMENT FOR THE HALF YEAR ENDED 30 SEPTEMBER 2020

(₹ in crores)

Particulars	Standalone		Consolidated	
	Half year ended		Half year ended	
	30 September 2020	30 September 2019	30 September 2020	30 September 2019
A Cash flow from operating activities				
Profit before tax	43.75	190.29	(17.58)	159.06
Adjustments for:				
Depreciation and amortisation expense	190.41	204.90	205.76	213.03
Profit on sale of property, plant and equipment (net)	(0.46)	(0.28)	(0.54)	(0.21)
Interest income on investments	(1.81)	(1.63)	(1.81)	(1.63)
Liability no longer required, written back	(1.34)	(5.71)	(1.34)	(5.71)
Amortisation of deferred revenue	(6.33)	(6.33)	(6.33)	(6.33)
Interest income on financial assets measured at amortised cost	(0.68)	(0.58)	(0.68)	(0.58)
Unwinding of discount on financial asset measured at amortised cost	0.79	-	0.36	-
Bad debts written off and allowance for expected credit loss	4.10	-	4.10	-
Interest income on fixed deposits, receivables and income tax refund	(7.46)	(3.97)	(7.46)	(3.58)
Dividend income	(1.67)	-	-	-
Net unrealised foreign exchange loss/(gain)	(51.27)	43.12	(51.27)	42.95
Finance costs	255.04	284.44	262.37	293.55
Share of profit in associates	-	-	20.03	0.56
Operating profit before working capital changes	**423.07**	**704.25**	**405.61**	**691.11**
Movement in working capital				
Trade receivables	(11.10)	(182.51)	(49.35)	(20.79)
Inventories	78.10	(251.39)	238.31	(236.60)
Other financial assets	90.81	(65.97)	90.71	(71.65)
Other assets	13.37	(1.82)	29.59	(5.36)
Trade payables	(62.54)	320.80	(196.73)	261.30
Other financial liabilities	(39.74)	69.00	(36.38)	25.41
Other liabilities	105.37	69.68	137.84	32.09
Provisions	1.40	1.11	(0.32)	1.80
Cash flow from operating activities post working capital changes	**598.74**	**663.15**	**619.28**	**677.31**
Income-tax paid (net of refund)	(2.17)	(0.88)	(1.25)	(3.91)
Net cash generated from operating activities (A)	**596.57**	**662.27**	**618.03**	**673.40**
B Cash flow from investing activities				
Purchase of property, plant and equipment and intangible assets (including Capital work in progress and intangible assets under development)	(51.01)	(169.81)	(51.87)	(179.95)
Proceeds from sale of property, plant and equipment	0.77	0.34	1.23	0.56
Dividend received	1.67	-	-	-
Interest received	4.92	4.22	4.92	7.91
Proceeds from sale of investment	2.31	-	2.31	-
Loans to related parties	-	-	-	(0.26)
Investment in deposits with banks (net)	(0.95)	(3.97)	(0.95)	(5.00)
Net cash used in investing activities (B)	**(42.29)**	**(169.22)**	**(44.36)**	**(176.74)**
C Cash flow from financing activities				
Proceeds from issue of shares/warrants	53.72	28.58	53.72	28.58
Repayment of short term borrowing (net)	(208.89)	(110.87)	(218.06)	(116.53)
Repayment of long-term borrowings	(264.38)	(182.59)	(264.38)	(182.59)
Payment of lease liability	(0.96)	-	(0.96)	-
Interest paid	(136.63)	(187.36)	(144.42)	(197.98)
Net cash used in financing activities (C)	**(557.14)**	**(452.24)**	**(574.10)**	**(468.52)**
Net decrease in cash and cash equivalents (A+B+C)	**(2.86)**	**40.81**	**(0.43)**	**28.14**
Cash and cash equivalents at the beginning of the year	15.93	5.89	40.21	36.33
Cash and cash equivalents at the end of the year	13.07	46.70	39.85	64.92
Foreign currency translation (gain)/loss on Cash and cash equivalents	-	-	(0.07)	(0.45)
Net changes in cash and cash equivalents	**(2.86)**	**40.81**	**(0.43)**	**28.14**

SIGNED FOR IDENTIFICATION PURPOSES

WALKER CHANDIOK & CO LLP ★ CHARTERED ACCOUNTANTS ★

JINDAL STAINLESS LIMITED

Jindal Stainless (Hisar) Limited

JINDAL STAINLESS

JINDAL STAINLESS LIMITED

CIN: L26922HR1980PLC010901
Regd. Office: O.P.Jindal Marg, Hisar-125 005 (Haryana)
Ph. No. (01662) 222471-83, Fax No. (01662) 220499, Email Id. for Investors: investorcare@jindalstainless.com, Website: www.jalstainless.com

Notes:

1 The financial results of the Company/Group for the quarter and half year ended 30 September 2020 have been reviewed by the Audit Committee and approved by the Board of Directors at their respective meetings held on 30 October 2020 and a limited review of the same has been carried out by the statutory auditors.

2 These results have been prepared in accordance with the recognition and measurement principles of the Companies (Indian Accounting Standards) Rules, 2015 (Ind AS) prescribed under Section 133 of the Companies Act, 2013 and other recognized accounting practices and policies to the extent applicable.

3 Exceptional items in standalone and consolidated financial results pertain to net foreign exchange gain.

4 As the Company's/Group's business activity falls within a single operating segment viz. 'Stainless Steel', the disclosure requirement of Accounting Standard (Ind AS 108) on "Operating Segments" is not applicable.

5 Due to outbreak of Coronavirus Disease 2019 (COVID-19) which has been declared as a pandemic by the World Health Organization and subsequent lock down ordered by the Central and State Government(s) in India, the manufacturing facilities of the Company remained suspended from 25 March 2020 till 4 May 2020. The Company in compliance with the necessary instructions/guidelines, resumed its operations from 5 May 2020 in a phased manner, while ensuring health safety of all the stakeholders. The Company continues to ramp up its operations depending upon the market conditions.
This situation resulted in temporary disturbance in the economic activities through interruption in manufacturing process, disruption in supply chain, etc for the Company during the half year ended 30 September 2020. However, the Company is closely monitoring the impact of the aforementioned pandemic and believes that there will not be any significant adverse impact on the long term operations and performance of the Company.

6 The credit rating for Non Convertible Debentures (NCD) is upgraded by CARE Ratings Limited (CARE) to 'CARE BBB' with Stable outlook (revised from CARE 'BBB-') in August 2020. India Ratings & Research Pvt. Limited (India Ratings) has affirmed credit rating of "IND BBB" to NCD in August 2020. The previous due date for payment of principal and interest on NCD's was 1 July 2020 and 1 September 2020 respectively and the due amounts were paid on or before the respective due date(s). The next due date is 1 October 2020. The asset cover available for these NCD is 2.69. The Company had issued new NCDs to Kotak Special Situations Fund during the financial year ended 31 March 2020 and raised ₹ 400 crores (NCD 2020) with repayment to commence from the end of 30 month from the date of allotment. The credit rating assigned to the NCD 2020 is 'IND BBB' by India Ratings.

By Order of the Board of Directors
For Jindal Stainless Limited

Tarun Kumar Khulbe
Whole Time Director

Place: New Delhi
Date: 30 October 2020

SIGNED FOR IDENTIFICATION PURPOSES

WALKER CHANDIOK & CO LLP ★ CHARTERED ACCOUNTANTS ★

Certified True Copy
For Jindal Stainless Limited
Navneet Raghuvanshi
Company Secretary

Annexure-18

JSL
JINDAL STAINLESS



SWIFT AND STAINLESS

Annual Report 2019-20 | Jindal Stainless (Hisar) Limited

Certified to be True
For Jindal Stainless (Hisar) Limited

Company Secretary



Aerial View of Jindal Stainless (Hisar) Limited, Hisar, Haryana

WHAT'S INSIDE

CORPORATE PROFILE

Vision & Mission	02
Founding Principles	04
Chairman Speaks	06
From the Managing Director's Desk	07
New Product Developments	08
Product Basket	10
Stainless Steel Applications	12
Harnessing the Power of IT	14
Awards & Accolades 2019-20	15
Unleashing People Power	16

SUSTAINABLE INITIATIVES

Philosophy of Sustainable Development	18
CSR Activities	20



STATUTORY REPORTS

Notice of AGM	25
Directors Report	40
Corporate Governance Report	69
Management Discussion & Analysis	84



FINANCIAL REPORTS

Independent Auditor's Report	96
Balance Sheet	104
P&L Statements	106
Cash Flow Statements	108
Notes to Financial Statements	110
Consolidated Financial Statements	153

VISION

Improving lives through trustworthy and innovative stain-less solutions



Improving Lives

We will strive to improve lives of all our stakeholders (customers, suppliers, employees, shareholders and communities) and environment

And Innovative

We will always work towards innovating for better, be it processes, practices, solutions, delivering value added and innovative solutions to the world in our areas of wort





Stain-less Solutions

We will strive to provide total solutions to our customers with reliable pre and post sale services and advisory. We will educate communities on properties (strong, versatile, corrosion resistant) and use of stainless steel and encourage downstream industries

MISSION

To be a leading stainless steel company in the world

Forging reliable relationships with customers, suppliers, employees and all other stakeholders

Building strong capabilities, driving innovative practices, high quality and competitive solutions

Leading Stainless Steel Company in the World

We will strive to be amongst the top stainless steel players in the world by increasing our capacity and its utilization resulting in revenue and net profit growth

Reliable Relationships with Customers, Suppliers and all other Stakeholders

We will build long lasting relationships and uphold our commitment to the highest standards thereby becoming the preferred choice for our customers, suppliers and stakeholders

Strong Capabilities

We will build or buy appropriate technology, focus on research & development and enhance people capabilities

Innovative Practices

We will evolve best-in-class innovative practices (business, manufacturing and people) to help our customers, suppliers, employees, shareholders and communities

High Quality

We will strive to offer stainless steel products and services of the highest quality that is required

Competitive Solutions

We will strive to provide agile, cost competitive and efficient stainless steel solutions to our customers, giving us an edge over our competitors



FOUNDING PRINCIPLES

A True Son of the Soil,
who laid the foundation
of great economic
and social institutions
of new India.

A visionary leader who will always be remembered for his business excellence and social responsibility, Shri OP Jindal believed that without the upliftment of the society, a nation can never prosper.

His journey from his humble origin to becoming a respected and successful industrialist, a philanthropist, a politician and a social reformer, will remain a great source of inspiration for generations to come.

Shri Om Prakash Jindal always believed that "What is good for the nation is only what is good for the business".

Shri O.P. Jindal
7th August, 1930 - 31st March, 2005
Founder and Visionary,
O.P. Jindal Group

Smt. Savitri Devi Jindal
Chairperson Emeritus



It brings me immense pleasure to share with you an all-round view of the developments that took place in Jindal Stainless (Hisar) Limited (JSHL) in the last year. Our incessant commitment towards inclusive growth and development in a sustainable manner has been effective by conducting our operations through the prism of 'Going Beyond Business'. On this note, I express my deepest gratitude to each and every one of you for positing your faith in our institution.

Our approach has taken a much more ambitious and strategic view on CSR and sustainability, focusing on empowering communities to generate a positive impact financially, socially and environmentally. I am glad to share that this year the company responded promptly to the distress calls arising due to the cyclone Fani, that made landfall on the coast of Odisha. Our CSR department started relief work in the five most affected villages, wherein we undertook distribution of medicines, solar lights, and shelter material like bamboos sticks, thereby resonating with our overarching vision statement of "Improving lives through trustworthy and innovative stainless solutions".

Apart from this, our existing empowerment programs not only strengthened, but also paved way for us to expand opportunities into different sectors. The innovative projects around education and skill development have provided equal access to knowledge and learning for many marginalized sections of society. The CSR team's effective interventions in communities helped in strengthening existing structures, such as women self help groups which are currently engaged in micro-credit activities and are taking loans from large and small banks. The growth of Stainless Skill Training Institute has given a voice to the rural women and showcases their prowess in entrepreneurial development. Such case studies and stories need to be shared and replicated across geographies.

Working with the farming community at close quarters has been especially rewarding, as we have been able to witness their trajectory of growth and development. Our concern remains on how to increase the incomes of farmers by providing adequate linkages and opportunities for them to connect with markets across geographies and we are relentlessly working on the same.

Towards education and health-care, JSHL has opened non-formal education centers for children by running computer literacy programs. Towards health, JSHL has mobile clinics and programs addressing issues around relevant topics such as female feticide. We have also initiated Project Udaya in Hisar which will focus on different issues related to adolescent girls including menstruation and sexual abuse. It aims to bring change to the parenting and the value system that our education system is expected to provide.

> **"Our approach has taken a much more ambitious and strategic view on CSR and sustainability."**

I am confident that with the aim of pursuing excellence and the overarching vision of 'Improving Lives', Jindal Stainless (Hisar) Limited will continue to grow from strength to strength and will exceed expectations in terms of being a Socially Responsible Corporate.

CHAIRMAN SPEAKS



Ratan Jindal
Chairman

Dear Shareholders,

I'm humbled to work alongside the dedicated team of Jindal Stainless (Hisar) Limited (JSHL) that ensured steady performance despite global challenges and adverse market conditions. The Company's FY 20 performance is reflective of its passionately progressive approach to business, and does justice to its five-decade long legacy of creating innovative stainless steel solutions for the country.

The global stainless steel industry witnessed a growth of 2.9% in melt production in the calendar year (CY) 2019 (YoY), less buoyant than the 5.5% growth achieved in CY 2018. Global trade flows declined on account of the continued effects of geo-political trade war and protectionist measures, fluctuating commodity prices, and undue exploitation of trade agreements in the ASEAN region. COVID-19 further suppressed demand across industries and sectors. Indian stainless steel production fared slightly better at 5% (YoY) growth in CY 2019, but couldn't completely escape the adverse impact of subdued global trade coupled with lower GDP growth.

Focussed approach from the organisation on improving its internal processes and efficiencies helped us in tiding over challenging times. Although global and domestic factors impacted your Company's growth, I am happy to share that coin blank and blade steel production in the Specialty Products Division was ramped-up. We're proud to have initiated the supply of bimetallic blanks for our country's new INR 20 coins. These specialty products, which comprise your Company's unique offerings, are acclaimed in the domestic and international markets for their impeccable quality and cost competitiveness. Reinforcing our thrust on such value-added products, we have initiated a bold plan of doubling our capacity in this division, and work has begun on this project. Your Company also launched *'Jindal Saathi'*, a co-branding initiative in the Pipe and Tubes segment, which is the first such initiative in the stainless steel industry in India to ensure that the best quality material reaches the end consumers.

Our sustained efforts and investments in R&D have helped us cater to growing segments like railway infrastructure, defence, nuclear, and holloware applications. Digitisation is another major thrust area, wherein the organisation is maintaining its leadership status in the Indian manufacturing industry. Adoption of C4C (Cloud for Customer) and the SAP Hybris e-commerce module is already showing promising results in terms of customer satisfaction and ease of doing business. Going forward, we will continue investing in systems that help us create superior value for our customers and enhance their experience through better transparency and efficiency.

If we treat challenges as tests of our mettle, we seize the opportunity to come out of them stronger. The current global crisis resulting from the pandemic of COVID-19 has posed unprecedented challenges for the industry and your Company. Our relentless efforts have kept us afloat during the toughest of times, but with the worst of the COVID-19 pandemic still looming large, there's no scope for laxity. The adverse effects of the COVID-19 pandemic started around last quarter of the previous fiscal year, and are expected to continue at least till the second quarter of the current fiscal. Constrained liquidity and uncertainty of re-lockdowns will add to this pressure.

The situation, however, is not without hope. Demand growth induced by COVID-19, in the area of healthcare infrastructure and two-wheelers segments, is also expected to augment our top line in the current fiscal. This is over and above the demand from conventional application areas such as construction, transportation, and process industries. It's also not far-fetched to hope that several markets within and outside the country may be vacated by Chinese players and Chinese goods. Our Company, and in fact, the entire stainless steel sector of India, is more than prepared to fill this void as it emerges. Micro, Small, and Medium Enterprises (MSMEs), which constitute a majority of the total downstream manufacturing of stainless steel in India, will need support to quickly adapt to these new demand drivers. For JSHL, incubating, handholding, and growing MSMEs has been a business philosophy since inception. Throughout this crisis as well, we have been handholding our MSME partners in helping them avail of Government benefits and identify opportunities for growth.

Atmanirbhar Bharat Abhiyan, the government's economic recovery package, is expected to provide the required boost to the industry, which will thereby catalyse the realisation of the 'Vocal for Local' vision. This is especially essential since the domestic stainless steel industry continues to suffer due to the glut of imports from ASEAN countries which have Free Trade Agreements (FTAs) with India. The FTAs are further exploited by countries which use this route to circumvent duties and dump their goods in India. Economic recovery of the domestic industry will be possible only with strict measures from the Government to create a level playing field for the Indian industry.

Stainless steel is a natural choice for Government's projects like the National Infrastructure Pipeline. For development of inland waterways, coastal infrastructure, public utilities, and many more such projects, stainless steel fits the bill of **Life Cycle Costing** approach recommended by the National Steel Policy. The metal segues with the Government mandate of building sustainable infrastructure which is socially safe, economically optimum, and environment friendly.

Your Company is resolute in its commitment to uplift and support communities and stakeholders through CSR endeavours in the areas of agriculture, education, women empowerment, gender equality and health care. As we continue this journey to create long-term value for every stakeholder, I thank all shareholders, board of directors, customers, bankers, investors and employees, for reposing your trust in the Company. I look forward to your valuable support in strengthening the steely resolve for many more years to come.

FROM THE MANAGING DIRECTOR'S DESK



Abhyuday Jindal
Managing Director

Dear Shareholders,

We are at a juncture that will become a defining point in most of our lives, since the definition of 'normal' will be completely different after the pandemic of COVID-19. The challenging circumstances arising due to the pandemic are a true test of how adaptive we are as human beings. Now more than ever, the focus needs to be on creating sustainable solutions for our collective future. Seeing the world unite in its fight against COVID-19, I'm hopeful of a global comeback story greater than any setback that we are currently facing.

Although the impact of the pandemic kicked in from the last quarter of FY20, exerting pressure on the already subdued market sentiment, a keen focus on operational excellence and automation helped Jindal Stainless (Hisar) Limited (JSHL) manage a sturdy performance. None of it would have been possible without the relentless efforts of the dedicated employees of JSHL. Your Company registered a growth of 22% in Profit After Tax (PAT) over the corresponding period last year, at Rs 320 crore. Consolidated Revenue and EBITDA during FY20 remained nearly flat at Rs 8,340 crore and Rs 862 crore, respectively. Total sales volume was adversely impacted on account of global slowdown and trade wars, standing at 6 lakh tonnes in the last fiscal, though our volumes for value-added products largely remained intact. The performance of JSHL, and in fact the entire Indian stainless steel industry, was impacted on account of surge in subsidised imports of stainless steel flat products. Countries with wanton excess capacity in stainless steel continued to misuse trade agreements entered into by the Government of India to dump their excess produce, either directly, or indirectly. As a consequence, the capacity utilisation across the domestic industry was to the tune of 60% on an average.

On the operational front, your Company continued its pursuit of excellence. From catering to global clients like Alstom with strict product requirements, to getting approval from Tata Motors for supplying material for BSVI compliant passenger and commercial vehicles, the year was full of milestones. I'm delighted to share that our quality labs in both the hot and cold rolling facilities are now accredited by NABL, which is testimony to our unwavering focus on quality and process efficacy. We also started employing new automatic ultrasonic testing for serving stringent orders. Commissioning and stabilising of a new induction furnace in FY20 added flexibility to our operational capabilities and will help reduce the risk of volatility in prices of consumables. We have also started the process for commissioning of new facilities in the Specialty Products Division. These facilities would not only assist in increasing sales volumes but also add substantially to organisation's profitability. With customer servicing as the key theme, Theory of Constraints (TOC) based Made-to-Anticipation (MTA) model has been implemented in yards spread across multiple locations in India, with sharp focus on various performance parameters, safety, logistics, and IT-based process improvement initiatives.

JSHL made further inroads into strategic segments like Nuclear and Defence, by supplying indigenous material for previously import-dependent applications. Our consistent efforts to increase our share in the railway segment are yielding promising results, and we are partnering with Indian Railways for infrastructure modernisation of foot-over and road-over bridges, starting with the Bhayander foot-over bridge in Mumbai. We also renewed our thrust on learning and development to enable our workforce to adapt with continuously evolving market conditions, and become future-ready.

Our efforts to increase awareness about the benefits of stainless steel continued in full swing. You will be pleased to know that the elective course on stainless steel and advanced carbon special steel that we initiated with IIT Roorkee last year received a good response. It has now been cascaded across other IITs and various other leading engineering and architecture colleges. Our stainless steel showcase vans, called Stainless Academy, are also traversing the length and breadth of the country, and have successfully trained over 9000 fabricators, along with educating end-consumers on the benefits of using stainless steel.

The subsidiaries of JSHL, JSL Lifestyle Limited (JSLL) and Jindal Stainless Steelway Limited (JSSL) continued to offer specialised and customised services to end-users, along with retail product offerings. Internal restructuring and process optimisation efforts at JSLL ensured tactical focus on identified segments and improved efficiency in meeting customer requirements. These efforts will continue to go a long way in ensuring better service to our customers, thereby catalysing growth opportunities for them. As the service centre arm for JSHL, JSSL kept its promise of offering value-added, convenient, customised, just-in-time services to the doorsteps of its customers.

Going forward, we will uphold our rigour towards efficiency improvement through automation, distribution optimisation and skill development of our team. We will continue to be unwavering on our commitment to service our domestic customers with world-class quality. We will continue with our MoU scheme to take our relationship with customers to the next level, and strengthen it further with mutually beneficial offerings. We plan to introduce an anti-bacterial range of products to align with the evolving demand in the healthcare and utensils segments.

I'm confident that with the government's clarion call for *'Atma Nirbhar Bharat'*, economic revival in the country is imminent. Although trade policies across the world continue to impact the profitability of the domestic stainless steel industry, I'm optimistic about our manufacturing sector's contribution in building a self-reliant nation. Your Company reaffirms its commitment to sustainable development of national infrastructure. I extend my thanks to all our stakeholders – customers, shareholders, bankers, and business associates. I look forward to your participation and steady support in the future too. I want to especially thank our employees whose hard work and allegiance to the vision of the Company have helped us tide through the challenges of the past, and prepare us for the goals of the future.

NEW PRODUCT DEVELOPMENTS



SS CHEQUERED PLATE FOR FOOD PROCESSING INDUSTRY

Making further inroads in the food processing industry comes naturally for a hygienic metal like stainless steel. Chequered flooring plate in 304 grade of stainless steel is now being used in a bread manufacturing unit in New Delhi. The movement of carts in storage area was causing abrasion and was difficult to keep clean; thereby wearing out the existing flooring. Usage of stainless steel has added hygiene, and resistance to wear and tear, and made cleaning easier. It will double the life of the flooring.

STAINLESS STEEL IN WATER CONTAINERS OF HOUSEHOLD RO'S

Over a 1000 manufacturers make approximately 50 lakh RO units each year for household use. Replacing the plastic water tank in the RO with a stainless steel one will not only be more hygienic but also corrosion resistant, strong and more durable. We have developed a prototype RO tank in Stainless Steel, 304 grade, to support the ongoing initiative of manufacturers in both the organised and unorganised sectors who are working on this application. This sector holds the potential of usage of more than 10000 MT of stainless steel.



STAINLESS ACADEMY – DISPLAY AND TRAINING VEHICLE



Christened as the Stainless Academy, these vans have helped train over 9000 fabricators across 61 cities. Each van displays a few of the varied applications of stainless steel in a particular sector. This also enables the showcase of the stainless edge during conferences, industrial displays, road shows and events.

For spreading awareness about the health, hygiene, cost, ecological and other benefits of the stainless steel among a diverse audience, we have created 4 stainless steel showcase vans that travel the length and breadth of the country, highlighting the benefits of the metal. These vans are used for creating awareness amongst end consumers as well as for live demos and trainings for fabricators. They are equipped with fabrication tools and supported by government bodies like the **Ministry of Steel under Ispati Irada** and **Skill India by National Skill Development Corporation (NSDC)**, a Government of India body. We developed a 3rd van in last financial year to showcase the countless **possibilities of using stainless steel for industrial applications.** This van showcases a wide range of products, including roofing sheets, shutters, chequered flooring, UV printed SS sheets, special finishes & textures, and miniature industry models and accessories (nuts, bolts, hinges etc.)

PRODUCT BASKET



Stainless steel (SS) is a generic term for a family of corrosion-resistant alloy steels containing 10.5% or more chromium. All stainless steels have a tremendous resistance to corrosion. This resistance is due to the naturally occurring chromium-rich oxide film formed on the surface of the steel. Although extremely thin, this invisible, inert film is tightly adherent to the metal and extremely protective in corrosive environment. The film is expeditiously self repairing in nature, and the indentation due to abrasion, cutting or machining is hastily repairable in the presence of oxygen. In addition, stainless steel objects rarely become waste at the end of their useful life as this metal is 100% recyclable. Qualities like low lifecycle cost, high strength to weight ratio, aesthetic brilliance and easy-clean ability make SS the wonder metal for various applications.

Jindal Stainless (Hisar) Limited (JSHL) is India's first integrated stainless steel manufacturer with a capacity of 0.8 million tons per annum. JSHL is world's largest producer of stainless steel strips for razor blades and India's largest producer of coin blanks, serving mints worldwide. The Specialty Product Division caters to high-end precision and specialty stainless steel requirements across the globe. JSHL's product range includes Slabs & Blooms, Hot Rolled Coils, Strips, Plates, Coin Blanks, Precision Strips and Cold Rolled Coils.

Slab

Product	Max Width (mm)	Thickness (mm)
Slab	1280	200

Plates

Product	Max Width (mm)	Thickness (mm)	
		Minimum	Maximum
Plates/ Sheets	1250	6.0	80





HR Coil

Product	Max Width (mm)	Thickness (mm)	
		Minimum	Maximum
Hot Rolled Coil	1270	2.0	12.0
HRAP Coil	1270	2.5	6.0

CR Coil

Product	Max Width (mm)	Thickness (mm)	
		Minimum	Maximum
CRAP Coil	1000	0.5	3.15
	1250	0.5	3.15



Precision Strips

The precision strips are rolled up to 0.05 mm in thickness. These strips are often the starting material for industries like Automotive, Electronics and Telecommunication, Health & Hygiene, Consumer Durables and Petrochemical Industry and exported as well. The customized chemical composition, extraordinary mechanical properties and precise dimensional and shape tolerance makes JSHL Precision Strips special.



Blade Steel (Razor Blade)

The razor blade cold rolled strips of up to 0.076 mm thickness are produced in Specialty Products Division (SPD) at JSHL and supplied to leading Indian and international razor blade manufacturers.



Coin Blanks

JSHL has been supplying stainless steel coin blanks to the Indian government mint and foreign mints for making coins. The company has the capability of producing high quality stainless steel and non-ferrous coin blanks. The present installed capacity for coin blanking is 10,000 metric tons per annum.

STAINLESS STEEL APPLICATIONS

Stainless Steel Usages

Architecture Building Construction

Decorative and colour-coated stainless steel | Street furniture | Escalators and Elevators | Claddings | Railings | Gates | Decorative panels | SS Roofing sheets | Railway station upgradation | Commercial complexes | Sculptures & designer items | Home furniture

Process & Engineering

Nuclear grade SS for fuel containment and waste handling | Super critical boilers in power plants | Water treatment and drinking water supply | Desalination applications | Chemicals, petro-chemical & fertilizer plants

Automobile Railway Transport

Bus bodies | Exhaust systems, auto chassis, trims, suspension parts, fuel tanks, catalytic convertors | Railway wagons and coaches | Metro coaches

Consumer Durables

Washing machine | Microwave | Refrigerator | Components thereof

Stainless Steel in Plumbing

Stainless steel pipes are being increasingly used for plumbing because stainless steel offers wide range of benefits, with particular importance attached to its hygienic properties, its resistance to corrosion, long life and low maintenance. It does not require painting and blends smoothly with modern interior design. It is also fully recyclable.

Stainless steel often enjoys life cycle cost advantages compared to other materials. Even though the initial costs may be marginally higher for stainless steel plumbing materials, the gap in installed cost is reduced by a fast and more efficient method of jointing. Low maintenance, low system downtime and replacement costs and long life makes stainless steel the most attractive metal when compared to other materials.



Stainless Steel in Chemical Industry

Probably the most demanding industries that use stainless steels are the chemical, processing and oil and gas industries. They have created a large market for stainless tanks, pipes, pumps and valves. One of the first major success stories for 304/316 stainless steel was the storage of dilute nitric acid as it could be used in thinner sections and was more robust than other materials.

SS pipes and tubes exhibit superior corrosion resistance, heat resistance and low-temperature properties and have been used as raw materials that can withstand harsh environments as seen in petroleum, brewery, sugar, refining, oil and gas industries.





Stainless Steel in Beverage, Dairy and Food Preparation and Processing

Materials for beverage, dairy and food preparation, processing and storage are required to maintain the integrity of the structure (i.e. to be corrosion resistant and sufficiently robust to withstand their service environment) and to be inert (i.e. to impart neither colour nor flavour to food or beverages). Stainless steel is widely used in these applications because it is resistant to corrosion, inert, easily cleaned and sterilised without loss of properties, and can be readily fabricated by a variety of techniques.

Stainless Steels for Application in Automotive and Transport Sectors

Automotive and transport sectors are making increasing use of stainless steel to reduce weight, improve aesthetics, enhance safety and minimize life cycle cost. Characterized by superior fire and corrosion resistance, they ensure safety and reliability. Since stainless steel exhibits superior combination of high strength, ductility, formability and toughness compared to other metals and alloys, the intrinsic weight of vehicle decreases and its load carrying capacity and fuel efficiency increases. Maintenance cost is naturally lower and stainless steel components at the end of their long life are easily recycled.





Stainless Steel In Architecture, Building & Construction

Stainless steel has been used in architecture, building and construction since its invention. Stainless Steel provides tremendous design flexibility to high profile projects while its strength and resistance to corrosion, wear and fire make it a practical long-lasting choice for public and industrial buildings.

Worldwide stainless steels are being used for structural applications ranging from cutting-edge architecture to infrastructure. Exceptional examples of historical structures include the stainless steel concrete reinforcing bar in Yucatan, Mexico's Progreso Pier (1945); St. Louis, USA's Gateway Arch (1965); and the Louvre Pyramid in Paris, France (1989).

HARNESSING THE POWER OF IT



Members of JSHL IT Team

Jindal Stainless (Hisar) Limited (JSHL) has been a forerunner in leveraging the benefits of Information Technology (IT) revolution for long. IT has been instrumental in enabling smoother, faster, and transparent processes across multiple divisions of JSHL's major operations and activities.

Some major activities undertaken in the last financial year were implementation of paperless RFQ floating system, digitalisation of manual inventory operations, PO delivery tracking system, etc. Several initiatives were undertaken to streamline inbound logistics processes, like online driver gate pass entry, digitization of vehicle loading process, TAT calculation and freight bill processing, and many others. These not only saved hundreds of paper rims but also made the processes much smoother, faster and more transparent.

Data security has been a focal point for IT. To ensure that important data is not lost in case of device theft or crash, auto-backup on cloud is implemented for the top 100 critical users in the company. For the finance vertical, P&L statement in SAP, GST compliance auto-mail functionality, stock position and aging report were implemented.

With global technological advancements, JSHL embarked upon the journey of adopting industry-specific e-commerce best practices by on-boarding Hybris Commerce. We started with the rolling out of the e-Auction platform. Our customers can now access a Customer 360° view, which gives them relevant information in the form of reports and dashboards covering every aspect of the customer's interaction with us. Moreover, vehicle tracking data is now one click away. The portal also equips customers to place an order with us online for our high-selling-SKUs, and also make online payments. With our presales product, C4C, tightly integrated with Hybris Commerce, we are now able to provide expeditious service. Aiming to provide seamless customer service, Assisted Service Module has been activated to aid the Customer Support Team in efficiently addressing the queries of the customers.

Today, technology is the prime differentiator between a market leader and a follower. By embracing these aforementioned technological advancements, the Company is cementing its position as a market leader. The most important element in this transformation is the Company's IT team, whose unfailing dedication and zest are the reason behind the success of our digitization endeavours.

AWARDS & ACCOLADES 2019-20



International Safety Award 2020 Merit
from British Safety Council



Winner of Golden Peacock
Environment Management Award



8 PAR Excellence & 7 Excellence Awards
in NCQC



24 Gold & 6 Silver medals in CCQC



'Energy Efficient Unit' Award in
20th National Awards for
Excellence in Energy Management
by CII



'Innovation in Energy Efficiency' Award in
Large Scale Industries in
National Energy Efficiency Circle Awards
by CII

UNLEASHING PEOPLE POWER





At Jindal Stainless (Hisar) Limited, the bedrock of our success is the relentless effort put in by our workforce. In turn, we continue to nurture an environment where our employees can continuously work on innovation in processes and products, and skill enhancement for themselves. During the year, the Human Resources (HR) team focused on Competence, Competitiveness, Commitment and Care. Our efforts were reinforced through best-in-class technology and digitisation by adopting Success Factors for all people processes.

Competence is critical for fostering our business, especially during these challenging times. We have been continuously reinforcing our talent pool from the premier institutions of the country, like IITs, NITs and Government Engineering colleges. To ensure smooth and seamless on-boarding of fresh talent, we introduced ARISE, a 9-months induction program to "Shape Stainless Engineers" of the future. During the year, over 16000 human-days of training were imparted to all employees, including off-roll employees. We completed the 12 month journey of **Masterful Management**, a flagship leadership development program for middle managers that focused on leadership capabilities for the changing business landscape. With the world changing dynamically and adapting digital platforms for almost everything, in this year, we explored different platforms for e-Learning, like Datacamp, Udemy, VSkills, Alison, Lynda. Encouraging experiential learning, we also encouraged the presence of our employees in various seminars, conferences and paper presentation seminars, across leading institutes and organisations like IITs, IIMs, CII and UNDP.

The key to business success has been **competitiveness**, which can be achieved by bringing out the best in every employee. In order to align individual's and company's objectives, your Company introduced Continuous Performance Management System (CPMs), wherein all managerial employees are encouraged to align their goals with business priorities on a quarterly basis. The system also encourages regular feedback and review, ensuring the highest level of performance. Your Company has augmented its Reward & Recognition policy to reinforce a culture of appreciation and last year, over 1500 employees were recognized for special contributions.

Building employee **commitment** is an intensive and critical process for business sustenance. We believe in connecting with our employees and family members through our multiple communication platforms, like **Sampark** and **Coffee with MD** for a direct connect with MD, town hall meetings with the leadership team, and celebration of festivals with family members. Jindal Premier Cricket League, Pro-Kabaddi League and Zonal Level Sports Meets were enjoyed by one and all. Further, our engagement with employees continued to strengthen through the **Climate Survey**, which was launched to solicit their opinions, perceptions and feelings regarding the organisation's environment. An online module on **POSH** was launched across all management levels to reiterate our commitment towards being a **'zero tolerance organization'** against sexual harassment of women at workplace.

Employee **care** is one of the core values for your Company. We address the basic needs of employees in terms of medical care, housing and education. We have ensured quality education to all employees' wards by subsidising school fees. All employees and family members are covered under the medical care scheme. Your company also provides well maintained accommodation to its employees. The HR team continues to be dedicated towards building competent, committed and agile workforce for this world-class organisation.



SUSTAINABLE INITIATIVES

Philosophy of Sustainable Development

CSR Vision

'Corporate Social Responsibility (CSR) is the direct connect between the head and the heart. It becomes impactful only when one speaks the language of the heart.'

Aligning with the vision of Improving Lives Through Trustworthy and Innovative Stain-less Solutions, Jindal Stainless has continuously engaged itself in improving the lives of people in and around the manufacturing facilities. CSR is the strategic approach toward sustainable community development and the key to inclusive growth. This includes the 'Beyond Business' activities that are focused on the communities that cross the path of Jindal Stainless. These programmes are focused around the needs of the local communities at the bottom of the pyramid, aimed at empowering them with employable skills and giving them a voice to deal with domestic violence and engage in other social issues. At Jindal Stainless, employees are encouraged to volunteer in community work and engage in eradicating social evils of society. Jindal Stainless has undertaken a number of CSR initiatives like skill training and education, integrated preventive health, rural development, livelihood generation, women empowerment and entrepreneurship, human rights and business and advocacy.



Jindal Stainless Foundation

JSL Foundation is a registered society under the Registrar of Societies, established to work for the greater good of society. Our aim is to focus 'Beyond Business Responsibilities', stressing on the importance of seeing a change in lives of communities around our Plant locations as well as other geographies. Our key focus areas are Women Empowerment, Education and Skill Development, Integrated Health Care, Environment Sustainability, Community Development, and Integrated Farming.

Under the able guidance of our Chairperson, Mrs Deepika Jindal, our team of seasoned CSR professionals implements the entire gamut of initiatives through national and international civil societies and non-government organizations. Under the aegis of JSL Foundation, it is our earnest endeavor to uplift our surrounding communities and transform the lives of people who cross our path.



Aim

Mainstreaming communities at the bottom of the pyramid



Philosophy

To address key social developmental issues and encourage all stakeholders to get engaged through focused sustainable interventions with the aim of achieving the overall vision of JSL of improving lives through trustworthy and innovative stain-less solutions



Objectives

- To work towards social advancement of all stakeholders including communities and their families
- To work with farming communities towards doubling their incomes through technology based solutions and promoting climate adaptation practices
- Empower Rural Youth and Women through skill enhancement and promote entrepreneurship
- Provide basic amenities to rural communities living around our areas of operations i.e. primary health, basic education etc.
- To work towards environmental protection
- To provide an enabling environment and promote best practices
- To ensure a proper reporting structure

CSR ACTIVITIES

Going beyond business is in the ethos of our organisation and hence, it is befitting that our CSR projects cater to relevant issues such as Community Development, Education, Integrated Health Care, Skill Development, Women Empowerment, Environment and Business & Human Rights.

While a wide array of projects are undertaken each year and continued from previous years, let's have a look at some major initiatives in FY20.

Agriculture Development Project

In partnership with the Gram Unnati Foundation, our project for 'Improving the Incomes of Farmers through Production Practices and Market Linkages' is being implemented at Hisar, Pataudi and Nuh (Districts Gurugarm and Mewat); and with NABARD (National Bank for Agriculture and Rural Development) in rest of India. Around 2452 farmers are directly associated with the project and are given technical advisory assistance on agricultural practices, right from sowing till the harvesting for both Rabi and Kharif crops. Farmers also get an opportunity to participate in various other events and trainings such as, Kisan Mela, exposure visits etc., conducted at various institutes. The project is exploring tie-ups with other institutional buyers in Delhi NCR to present farmers the opportunity to access a larger market. The farmer-centric project has also joined hands with NABARD to strengthen the Farmers Production Organisations (FPOs) in 6 districts of Haryana, 3 districts of Rajasthan and 2 districts of Uttar Pradesh.



Maintenance and Restoration of O P Jindal Memorial Park

The restoration and maintenance of the O P Jindal Memorial Park is being implemented in partnership with Prabhaav Foundation. The park covers 24.5 acres of land, and regular activities related to its beautification are carried out, such as plantation of the seasonal flower plants/trees, grass mowing, irrigation, cleaning, mural painting etc. Additionally, Stainless Steel toilets, benches, dustbins, RO unit for safe drinking water, topiary and giraffe structure etc were installed in FY20. A series of community sensitisation drives and a mega cultural, entertaining and informative event were organized for the local communities.



Deaf School Empowerment Project, 'Nai Disha'

A program for developing the knowledge and skills of the deaf students enrolled at Welfare Centre for Persons with Speech and Hearing Impairment (WCPSHI), Hisar and Sonipat is being executed in partnership with Noida Deaf Society. Around 229 students are benefitting by learning the Indian Sign language, Basic English Communication, Value education and Computing. Sports activities such as skipping ropes, cricket, badminton, football are also organised periodically. Assessments show improvements in the academic performances of the students, along with increased communication with teachers, parents and friends, thus inculcating a positive attitude towards leading a satisfying life.



Adolescent Health and Menstrual Hygiene Project, 'Udaya'

Project Udaya aims to disseminate appropriate knowledge and create awareness among adolescents on menstrual health, child sexual abuse and domestic violence in 5 schools in partnership with Sachhi Saheli. A mass sensitization workshop was organized with the students and the teachers. Identified teachers were intensively trained as Master Trainers to further sensitise students in their respective schools. The students are gradually learning to manage emotions and relationships that is important for leading healthy lifestyles.







Skill Development

Skill up gradation courses are offered to the communities of the rural and urban areas of Hisar. The skill development centers are operational in the rural, slum and urban areas. The students are trained in the basic and advanced courses of Stitching and Tailoring, Dress Designing and Fashion Technology and Beauty Culture. Around 351 students benefitted from the trainings that helped a majority of them develop vocational skills and secure a livelihood.



Initiatives around Delhi NCR

We have been maintaining the Environment Park at the AIIMS crossing in Delhi for many years. In sports, we have been promoting Football and Tennis, wherein talented children from underprivileged backgrounds are sent to up-skill their talents and get an opportunity for Football at Sudeva Sports Academy, Delhi, and play Tennis at different clubs and sports schools. We have also partnered with the Delhi Golf Club for maintaining the greens and providing opportunities to the local caddies and others for up-skilling through sustained training. Road safety is another focus area for our interventions in Delhi, wherein first aid training, bicycle conspicuity drives and awareness creation efforts are undertaken.



Chairperson Emeritus
Mrs. Savitri Devi Jindal

Chairman
Mr. Ratan Jindal

Managing Director
Mr. Abhyuday Jindal

Whole Time Director
Mr. Jagmohan Sood

Directors
Mrs. Deepika Jindal
Maj. Gen. Kanwaljit Singh Thind, VSM (Retd)
Mr. Girish Sharma
Mr. Nirmal Chandra Mathur
Mrs. Arti Luniya

Chief Financial Officer
Mr. Ramnik Gupta

Company Secretary
Mr. Bhartendu Harit

Working Capital Bankers
Axis Bank
Bank of Baroda
Canara Bank
ICICI Bank
Punjab National Bank
State Bank of India
Standard Chartered Bank

Statutory Auditors
M/s Lodha & Co.
Chartered Accountants
M/s S.S. Kothari Mehta & Co.
Chartered Accountants

Secretarial Auditors
M/s Vinod Kothari & Co.
Practicing Company
Secretaries

Cost Auditors
M/s Ramanath Iyer & Co
Cost Accountants

Registered Office
O.P.Jindal Marg
Hisar – 125005 (Haryana)

Manufacturing Facilities
Hisar (Haryana)
Kothavalasa (Andhra Pradesh)

NOTICE

JINDAL STAINLESS (HISAR) LIMITED
(CIN: L27205HR2013PLC049963)
Regd. Office: O.P. Jindal Marg, Hisar – 125 005 (Haryana), India
Phone No. (01662) 222471-83, Fax No. (01662) 220499
Corporate Office: Jindal Centre, 12, Bhikaiji Cama Place, New Delhi– 110066.
Phone No. (011) 26188345-60, 41462000, Fax No. (011) 41659169, 26101562
Email Id.: investorcare.jshl@jindalstainless.com; Website: www.jshlstainless.com

NOTICE is hereby given that the **7th Annual General Meeting ("AGM")** of Members of **Jindal Stainless (Hisar) Limited** will be held on Friday, the **21st day of August, 2020 at 1:00 P.M.** through Video Conferencing ("VC") / Other Audio Visual Means ("OAVM") to transact the following business:

ORDINARY BUSINESS:

1. To receive, consider and adopt:

a. the audited standalone financial statements of the Company for the financial year ended on 31st March, 2020, the Reports of Board of Directors and Auditors thereon, and

b. the audited consolidated financial statements of the Company for the financial year ended on 31st March, 2020 and the Report of the Auditors thereon.

2. To appoint a Director in place of Mrs. Deepika Jindal (DIN: 00015188), who retires by rotation and being eligible, offers herself for re-appointment.

3. To re-appoint the Joint Statutory Auditors and Branch Auditor of the Company and fix their remuneration and in this regard, to consider and if thought fit, to pass, the following resolution(s) as Ordinary Resolution(s):

I. **"RESOLVED THAT** pursuant to the provisions of Section 139, 141, 142 and other applicable provisions of the Companies Act, 2013 and the Rules made thereunder, as amended from time to time, M/s. Lodha & Co, Chartered Accountants (Firm Regn. No. 301051E) and M/s. S.S. Kothari Mehta & Co., Chartered Accountants (Firm Regn. No. 000756N), be and are hereby reappointed as Joint Statutory Auditors of the Company to conduct audit of the books of accounts of the Company for second term of five consecutive years from the conclusion of this Annual General Meeting until the conclusion of 12th Annual General Meeting of the Company at a remuneration as set out in the explanatory statement annexed to this Notice and as may be finalized by the Board of Directors of the Company."

II. **"RESOLVED THAT** pursuant to the provisions of Section 139, 141, 142 and other applicable provisions of the Companies Act, 2013 and the Rules made thereunder, as amended from time to time, M/s. N.C. Aggarwal & Co, Chartered Accountants (Firm Regn. No. 003273N), be and is hereby reappointed as Branch Auditors to conduct audit of the books of accounts of Company's branch located at Kothavalasa in Vizianagaram district, Andhra Pradesh for second term of five consecutive years from the conclusion of this Annual General Meeting until the conclusion of 12th Annual General Meeting of the Company at a remuneration as set out in the explanatory statement annexed to this Notice and as may be finalized by the Board of Directors of the Company."

SPECIAL BUSINESS:

TO CONSIDER AND IF THOUGHT FIT, TO PASS THE FOLLOWING RESOLUTIONS:

4. AS AN ORDINARY RESOLUTION:

RATIFICATION OF REMUNERATION TO BE PAID TO M/S RAMANATH IYER & CO., COST ACCOUNTANTS, AS COST AUDITORS OF THE COMPANY, FOR THE FINANCIAL YEAR 2020-21

"RESOLVED THAT pursuant to the provisions of Section 148 and all other applicable provisions, if any, of the Companies Act, 2013 read with the Companies (Cost Records and Audit) Rules, 2014 and Rule 14 of the Companies (Audit and Auditors) Rules, 2014, the remuneration of ₹ 1,92,500/- (Rupees One Lakh Ninety Two Thousand and Five Hundred only) fixed by the Board of Directors of the Company, payable to M/s Ramanath Iyer & Co., (Firm Registration No. 000019), Cost Accountants, appointed as Cost Auditors, by the Board of Directors of the Company on the recommendation of the Audit Committee for conducting audit of cost accounting records of the Company for the Financial Year 2020-21, be and is hereby ratified.

RESOLVED FURTHER THAT the Board of Directors be and is hereby authorised to do all acts, deeds, matters and things as may be deemed necessary to give effect to this resolution."

NOTICE

5. AS AN ORDINARY RESOLUTION:

AUTHORITY TO ENTER INTO MATERIAL RELATED PARTY CONTRACTS / ARRANGEMENTS / TRANSACTIONS

"RESOLVED THAT pursuant to the provisions of Section 177, 188 and other applicable provisions, if any, of the Companies Act, 2013 read with Rule 15 of the Companies (Meetings of Board and its Powers) Rules, 2014, Regulation 23 of the Securities and Exchange Board of India (Listing Obligations and Disclosure Requirements) Regulations, 2015, and all other applicable provisions of law(s), approval of the Members of the Company be and is hereby accorded to the Board of Directors, to enter into one or more contracts / arrangements / transactions with the following related parties for the amounts stated hereunder:

S. No.	Name of the Related Party	Amount Upto (In ₹ Crores)
1	Jindal Stainless Limited ("JSL")	2,300
2	Jindal Stainless Steelway Limited ("JSSL")	1,400
3	JSL Global Commodities Pte. Ltd. ("JSL Global")	1,000
4	Prime Stainless DMCC ("Prime")	1,000

during the financial year 2020-21 on such terms and conditions as may be mutually agreed upon between the Company and JSL, JSSL, JSL Global and Prime."

"RESOLVED FURTHER that the Board of Directors be and is hereby authorized to decide upon the nature and value of the products, goods, materials or services etc. to be transacted with JSL, JSSL, JSL Global and Prime within the aforesaid limits."

"RESOLVED FURTHER that the Board of Directors of the Company be and is hereby also authorized to delegate all or any of the powers herein conferred to any Committee of Directors or any one or more Directors of the Company and to do all such acts, deeds, matters and things as may be necessary to give effect to the above resolution."

6. AS AN ORDINARY RESOLUTION:

PROVIDING CORPORATE GUARANTEE(S) IN FAVOUR OF THE LENDERS OF JINDAL STAINLESS LIMITED

"RESOLVED THAT pursuant to the provisions of Regulation 23 of SEBI (Listing Obligations and Disclosure Requirements) Regulations, 2015 and any other law(s), rule(s), regulation(s), as may be applicable, approval of the Members of the Company be and is hereby accorded to provide securities by way of Corporate Guarantee(s), within the overall limits of ₹ 20,000 crore as earlier approved by the Members of the Company vide special resolution passed pursuant to the provisions of Section 186 of the Companies Act, 2013 through Postal Ballot on 9th March, 2016, in favour of lenders of Jindal Stainless Limited, a related party being an associate company of the Company ("JSL"), to secure the credit facilities being availed by JSL as per the following details:

- term loan of ₹ 400 Crore from IndusInd Bank Limited; and
- Non Convertible Debentures amounting to ₹ 400 Crore issued to Kotak Special Situations Fund on private placement basis.

RESOLVED FURTHER that the Board of Directors, including any Committee thereof, be and is hereby authorized to finalise the terms & conditions of the arrangements / agreements relating to the above transactions, including any modifications/renewals thereof and to do all such acts, matters, deeds and things as may be deemed necessary, proper, expedient or incidental for the purpose of giving effect to the above resolution."

7. AS A SPECIAL RESOLUTION:

APPROVAL FOR PAYMENT OF COMMISSION TO MR. RATAN JINDAL, CHAIRMAN (NON-EXECUTIVE) OF THE COMPANY.

"RESOLVED THAT pursuant to the provisions of Sections 196, 197, 198 and all the applicable provisions of the Companies Act, 2013 read with relevant rules thereof, as amended, and subject to requisite consents and approvals, if any, and based on the recommendations of the Audit Committee and the Nomination and Remuneration Committee, consent of the Members of the Company be and is hereby accorded to make payment of Commission to Mr. Ratan Jindal, Non-Executive Chairman of the Company, for an amount upto 4% on the net profits of the Company, as calculated in terms of provisions of Section 198 of the Companies Act, 2013, every year for a period of three years commencing from 1st April, 2020 till 31st March, 2023, as may be approved by the Board of Directors and/or the Nomination and Remuneration Committee of Directors of the Company, keeping in view the overall performance of the Company and all other prevailing scenarios."

"RESOLVED FURTHER THAT in accordance with the provisions of Regulation 17(6)(ca) of the Securities and Exchange Board of India (Listing Obligations and Disclosure Requirements) Regulations, 2015, as amended, and subject to requisite consents and approvals, if any, consent of the Members of the Company be and is hereby accorded to make payment of Commission to Mr. Ratan Jindal, Non-Executive Chairman of the Company, for an amount upto 4% of the net profits of the Company, as calculated in terms of provisions of Section 198 of the Companies Act, 2013, for a period of one year from 1st April, 2020 to 31st March, 2021, as may be approved by the Board of Directors and/or the Nomination and Remuneration Committee of the Company, from time to time keeping in view the overall performance of the Company and all other prevailing scenarios."

Registered Office:

O.P. Jindal Marg
Hisar-125005, Haryana.
July 22, 2020

By order of the Board
For Jindal Stainless (Hisar) Limited

Bhartendu Harit
Company Secretary
Membership No. A15123

NOTICE

NOTES:

1. In view of the continuing Covid-19 pandemic, the Ministry of Corporate Affairs ("MCA") has vide its circular dated 5th May, 2020 read with circulars dated 8th April, 2020 and 13th April, 2020 (collectively referred to as "MCA Circulars") permitted the holding of the Annual General Meeting ("AGM") through VC / OAVM Facility, without the physical presence of the Members at a common venue. In compliance with the provisions of the Companies Act, 2013 ("the Act"), SEBI (Listing Obligations and Disclosure Requirements) Regulations, 2015 ("SEBI Listing Regulations"), MCA Circulars and circular dated 12th May 2020 issued by the Securities and Exchange Board of India ("SEBI Circular"), the 7th AGM of the Company is being held through VC / OAVM Facility. The detailed procedure for participating in the meeting through VC/OAVM Facility is mentioned hereunder in this notice. The deemed venue for the 7th AGM shall be the Registered Office of the Company.

   In terms of the MCA Circulars and SEBI Circular, the Notice of the 7th AGM will be available on the website of the Company at www.jshlstainless.com, on the website of BSE Limited at www.bseindia.com and National Stock Exchange of India Limited at https://www.nseindia.com and also on the website of Link Intime India Private Limited, at https://instavote.linkintime.co.in

2. Pursuant to the provisions of the Act, a Member entitled to attend and vote at the AGM is entitled to appoint a proxy to attend and vote on his/her behalf and the proxy need not be a Member of the Company. Since this AGM is being held pursuant to the MCA Circulars and SEBI Circular through VC / OAVM Facility, physical attendance of Members has been dispensed with. Accordingly, the facility for appointment of proxies by the Members will not be available for the 7th AGM of the Company and therefore the Proxy Form and Attendance Slip are not annexed to this Notice.

3. Attendance of the Members of the Company, participating in the 7th AGM through VC / OAVM Facility will be counted for the purpose of reckoning the quorum under section 103 of the Act.

4. Pursuant to the provisions of Section 108 of the Act read with Rule 20 of the Companies (Management and Administration) Rules, 2014 (as amended), Secretarial Standard on General Meetings (SS-2) issued by the Institute of Company Secretaries of India ("ICSI") and Regulation 44 of Listing Regulations read with MCA Circulars and SEBI Circular, the Company is providing remote e-Voting facility to its Members in respect of the business to be transacted at the 7th AGM and facility for those Members participating in the 7th AGM to cast vote through e-Voting system during the 7th AGM. Link Intime India Private Limited ("Link Intime"/"RTA") will be providing facility for voting through remote e-Voting, for participation in the 7th AGM through VC/OAVM Facility and e-Voting during the 7th AGM.

5. An Explanatory Statement pursuant to Section 102 of the Companies Act, 2013 relating to ordinary business for re-appointment of joint statutory auditors & branch auditor and special business to be transacted at the AGM is annexed hereto.

6. The relevant details as required under Regulation 36(3) of the SEBI Listing Regulations and Secretarial Standard on General Meetings ("SS-2") of the person seeking re-appointment as Director under Item No. 2 of the Notice, are also attached. The Company has received relevant disclosures / consent from the Director seeking re-appointment.

7. Pursuant to Section 91 of the Act and Regulation 42 of the SEBI Listing Regulations, the Register of Members and the Share Transfer books of the Company will remain closed from Monday, August 17, 2020 to Tuesday, August 18, 2020 (both days inclusive) for the purpose of 7th AGM of the Company.

8. The Securities and Exchange Board of India ('SEBI') has mandated submission of Permanent Account Number ('PAN') by every participant in securities market. Members holding shares in electronic form are, therefore, requested to submit the PAN to their Depository Participants with whom they are maintaining their demat accounts. Members holding shares in physical form are requested to submit their PAN details to the Registrar.

9. **SEBI had also mandated that requests for effecting transfer of securities (except transmission or transposition of securities) shall not be processed after March 31, 2019, unless the securities are held in dematerialized form. Hence, the Members holding shares in physical form are requested to convert their holdings to dematerialized form at the earliest.**

10. Pursuant to the MCA Circulars and SEBI Circular, in view of the prevailing situation, owing to the difficulties involved in despatch of physical copies of the Notice of the 7th AGM and the Annual Report for the year 2019-20 including therein the Audited Financial Statements for financial year ended 31st March, 2020, are being sent only by email to the Members. Members who have not registered their email addresses with the Company or with their respective Depository Participant/s, and who wish to receive the Notice of the 7th AGM and the Annual Report for the year 2019-20 and all other communication sent by the Company, from time to time, can now register the same by submitting a duly filled-in request form mentioning their folio number, complete address, email address to be registered along with scanned self attested copy of the PAN Card and any document (such as Driving Licence, Passport, Bank Statement, Aadhar Card) supporting the registered address of the Member, by email to the Registrar. Members holding shares in demat form are requested to register their email addresses with their Depository Participant(s) only.

11. The voting rights of Members shall be in proportion to their share of the paid-up equity share capital of the Company as on the cut-off date i.e. 14th August, 2020 and as per the Register of Members of the Company. A person who is not a Member as on the cut-off date should treat this Notice for information purpose only.

12. In case of joint holders attending the Meeting, only the Member whose name appears first will be entitled to vote.

13. Since 7th AGM of the Company will be held through VC / OAVM Facility, therefore Route Map is not annexed to this Notice.

NOTICE

EXPLANATORY STATEMENT PURSUANT TO SECTION 102 OF THE COMPANIES ACT, 2013 AND SECRETARIAL STANDARD 2 ON GENERAL MEETINGS ISSUED BY THE INSTITUTE OF COMPANY SECRETARIES OF INDIA

ITEM NO. 3

As per the provisions of Companies Act, 2013 read with rules made thereunder, the first term of M/s. Lodha & Co, Chartered Accountants (Firm Regn. No. 301051E) and M/s. S.S. Kothari Mehta & Co., Chartered Accountants (Firm Regn. No. 000756N) Joint Statutory Auditors of the Company and M/s. N.C. Aggarwal & Co., Chartered Accountants (Firm Regn. No. 003273N), Branch Auditor of the Company expires at the conclusion of the 7th Annual General Meeting (AGM). The Audit Committee and Board of Directors of the Company have recommended re-appointment of M/s. Lodha & Co, Chartered Accountants (Firm Regn. No. 301051E) and M/s. S.S. Kothari Mehta & Co., Chartered Accountants (Firm Regn. No. 000756N) as Joint Statutory Auditors and M/s. N.C. Aggarwal & Co, Chartered Accountants (Firm Regn. No. 003273N) as Branch Auditor of Company's branch located at Kothavalasa in Vizianagaram district, Andhra Pradesh (hereinafter referred to as "Branch Auditor") for second term of five (5) consecutive years from the conclusion of the 7th AGM till the conclusion of 12th AGM of the Company.

Additional information about Joint Statutory Auditors and Branch Auditor pursuant to Regulation 36 of the SEBI (Listing Obligations and Disclosure Requirements) Regulations, 2015 is provided below:

Details	Particulars
Proposed fees payable to the auditors in connection with the audit of the accounts of the Company for the financial year 2020-21	For FY 2020-21 ₹ 37.93 lakh (for Statutory Audit, Branch Audit, Tax Audit and limited review fees) with authority to the Board to finalise/ revise the same during the tenure of five years. The above fee is excluding fees to be paid in other capacity, fee for certifications and reimbursement of expenses as per actuals.
Terms of appointment	M/s. Lodha & Co, Chartered Accountants (Firm Regn. No. 301051E) and M/s. S.S. Kothari Mehta & Co., Chartered Accountants (Firm Regn. No. 000756N) are proposed to be re-appointed as Joint Statutory Auditors of the Company for a second term of five (5) consecutive years from the conclusion of the 7th AGM till the conclusion of 12th AGM of the Company. M/s. N.C. Aggarwal & Co, Chartered Accountants (Firm Regn. No. 003273N) is proposed to be re-appointed as Branch Auditor of the Company for a second term of five (5) consecutive years from the conclusion of the 7th AGM till the conclusion of 12th AGM of the Company.
In case of a new auditor, any material change in the fee payable to such auditor from that paid to the outgoing auditor along with the rationale for such change	Not Applicable
Basis of recommendation for appointment including the details in relation to and credentials of the statutory auditor(s) and branch auditor proposed to be re-appointed	M/s. Lodha & Co, Chartered Accountants (Firm Regn. No. 301051E) and M/s. S.S. Kothari Mehta & Co., Chartered Accountants (Firm Regn. No. 000756N) (collectively referred as 'Joint Statutory Auditors') and M/s N.C. Aggarwal & Co, Chartered Accountants (Firm Regn. No. 003273N) ("Branch Auditor") are registered with the Institute of Chartered Accountants of India. Brief profile of the firm(s) is as under: - M/s Lodha & Co. is a well known firm of Chartered Accountants registered with the Institute of Chartered Accountants of India (ICAI) vide Firm Registration No. 301051E. The firm has presence in India for over seven decades with six offices across India and is also a member firm of UHY International Network. The firm apart from concluding audits provide cross sector expert services including internal audit/ risk advisory services, forensic/ management audit and due diligence services. The firm also provides advice on transition to IFRS, joint venture & collaborations, fund mobilization, taxation and have expertise in Merger & Amalgamation, Corporate Restructuring. The firm also has an experience of special audit for IAS / IFRS as required by International Monetary Funds (IMF) and is registered with PCAOB to conduct the audit of significant Indian subsidiaries/ associates of Companies listed in USA. The firm has carried out more than 250 financial model review assignments for European clients and has an experience of over 12,500 hours of model review. The staff strength is approx. 300 personnel.

Details	Particulars
	- M/s S.S Kothari Mehta & Company (SSKM) is an esteemed chartered accountant firm established in 1953 with offices in New Delhi, Kolkata, Chandigarh and Mumbai. With its head office in New Delhi, the firm currently has a diversified and passionate team of about 500 persons lead by talented partners and directors having professional experience ranging from 20 to 50 years in their respective fields. SSKM has been consistently amongst India's eminent chartered accountancy firms since last few decades. Apart from its core offices, SSKM has a strong pan India presence through network of prominent associates. Its clients include diversified large and medium Businesses & multinational promoters which indicates its acceptability in the business world. SSKM's service strategy is to provide clients single window by Partners, specializing in their respective fields, in an IT friendly environment. SSKM's emphasis has been on Knowledge based Development with Specialist Partner-driven client services. SSKM has an established quality assurance process where its practice quality is regularly reviewed resulting in constant upgradation of service quality and deliverables. Its service quality is evidenced through its association with some of the clientele for decades altogether. SSKM's range of professional services include Audit & Assurance; Tax & Regulatory Services; Business Advisory; Accounting & Business Support, IT Risk Advisory etc. - M/s N.C. Aggarwal & Co, chartered accountant firm duly registered under the Institute of Chartered Accountants of India and empanelled under CAG & RBI, is having a work experience of more than 38 years in carrying on the profession of auditing of listed and non listed companies as well as firms, Accounting, Direct & Indirect taxation, Management Consultancy Services and company law matters. The Firm has 4 assurance partners as at March 31, 2020. The firm complies with the relevant requirements of quality control as per the Standard on Quality Control 1, Quality Control for Firms that perform audits and reviews of financial statements, and other assurance and related services engagements; and Indian SQC 1, Quality Control for firms that perform audits and reviews of historical financial information.

M/s. Lodha & Co. and M/s. S.S. Kothari Mehta & Co. have conveyed their consent to be re-appointed as the Statutory Auditors of the Company for the second term of five consecutive years along with the confirmation that, their appointment, if approved by the members, would be within the limits prescribed under the Act. M/s. N.C. Aggarwal & Co. has also conveyed its consent to be re-appointed as the Branch Auditor of Company's branch located at Kothavalasa in Vizianagaram district, Andhra Pradesh for the second term of five consecutive years along with the confirmation that they are eligible for reappointment as per provisions of the Act.

Your Directors recommend passing of the Ordinary Resolutions as set out at item no. 3 of this Notice for your approval.

None of the Directors or Key Managerial Personnel of the Company or their relatives is in any way, concerned or interested, financially or otherwise, in the said resolutions.

ITEM NO. 4

Pursuant to Section 148 of the Companies Act 2013 read with the Companies (Cost Records and Audit) Rules, 2014 as amended and Rule 14 of the Companies (Audit and Auditors) Rules, 2014, the remuneration payable to Cost Auditors should be ratified by the shareholders of the Company. The Board of Directors, in its meeting held on 10th June, 2020, on the basis of recommendation of the Audit Committee appointed M/s. Ramanath Iyer & Co., Cost Accountants, as Cost Auditors to conduct audit of cost records of the Company for the financial year 2020-21 and subject to ratification by Members, fixed their remuneration at ₹ 1,92,500/- (Rupees One Lakh Ninety Two Thousand and Five Hundred only).

Your Directors recommend passing of the resolution as set out at item no. 4 of this Notice as an Ordinary Resolution for your approval.

None of the Directors, Key Managerial Personnel of the Company or their relatives is, in any way, concerned or interested, financially or otherwise in the said resolution.

NOTICE

ITEM NO. 5

The Company in the ordinary course of its business and on arm's length basis, enters into transactions for sale / purchase of goods / services/ allocating common corporate expenditure with Jindal Stainless Limited **("JSL")**, Jindal Stainless Steelway Limited **("JSSL")**, JSL Global Commodities Pte. Ltd. **("JSL Global")** and Prime Stainless DMCC **("Prime")**, related parties of the Company.

The value of the transactions proposed, which will be on an arm's length basis, are based on the Company's estimated transaction value for the financial year 2020-21.

Regulation 23(4) of SEBI (Listing Obligations and Disclosure Requirements) Regulations, 2015 **("SEBI Regulations")** provides that all material related party transactions shall require approval of the shareholders through Ordinary Resolution. The explanation to Regulation 23 (1) of the SEBI Regulations provides that a transaction with a related party shall be considered material if the transaction(s) to be entered into individually or taken together with previous transactions during a financial year, exceeds ten percent of the annual consolidated turnover of the listed entity as per the last audited financial statements of the listed entity.

The above mentioned contracts between the Company and the 'Related Parties' are likely to exceed the thresholds of materiality limits as defined under the SEBI Regulations and the Policy on dealing with Related Party Transactions of the Company during the financial year 2020-21.

Your Directors recommend passing of the resolution as set out at item no. 5 of this Notice as an Ordinary Resolution for your approval.

Except Mr. Ratan Jindal, Chairman and Managing Director of Jindal Stainless Limited and Mr. Abhyuday Jindal, Managing Director of Jindal Stainless Limited (referred as 'related parties') and their relatives, to the extent of their shareholding interest in the Company, none of the other Directors, Key Managerial Personnel(s) and their relatives, are in any way, concerned or interested, financially or otherwise in the said resolution.

ITEM NO. 6

The members of the Company are hereby informed that Jindal Stainless Limited **("JSL")**, an associate company, approached the Company to provide Corporate Guarantee to inter-alia secure JSL's fresh long term borrowing of ₹ 800 Crore.

JSL has successfully exited the Corporate Debt Restructuring **("CDR"**) framework effective from March 31, 2019. JSL had earlier issued 142,830,637 nos. of 0.01% Optionally Convertible Redeemable Preference Shares having face value of ₹ 2/- each (OCRPS) to CDR lenders vide Conversion cum Subscription Agreement dated 18th May, 2017 **("the Agreement")**. As per the terms of the Agreement, OCRPS were redeemable, interalia, at the option of JSL, anytime upto 31st October 2020. Exercising its right, JSL redeemed the aforesaid OCRPS at the issue price i.e. ₹ 39.10 (including premium of ₹ 37.10 per OCRPS aggregating to ₹ 529.90 Crore) alongwith the recompense on OCRPS calculated in accordance with the CDR Guidelines and as approved by CDR lenders.

The lenders of JSL considered its proposal for exit from CDR and allowed JSL to raise long term debt in the form of Non-Convertible Debentures and term loan to the extent of ₹ 800 Crore. Subsequently, JSL raised debt of ₹ 400 Crore from Kotak Special Situations Fund **("KSSF")** in the form of Non-Convertible Debentures which assisted in redemption of OCRPS. JSL also raised term loan of ₹ 400 Crore from IndusInd Bank Limited **("IBL")** to shore up its long term working capital. The security terms stipulated by KSSF and IBL include a corporate guarantee of JSHL.

The Board of Directors, in its meeting held on 10th June, 2020, on the basis of recommendation of the Audit Committee, subject to the approval of the members of the Company, approved to issue corporate guarantee in favour of KSSF and IBL to secure the following:

- term loan of ₹ 400 Crore sanctioned by IBL to JSL;
- Non Convertible Debentures amounting to ₹ 400 Crore issued by JSL to KSSF on private placement basis

Providing aforesaid guarantee for JSL will be within the overall limits of ₹ 20,000 crore as approved by the members through passing a special resolution under the provisions of Section 186 of the Companies Act, 2013 by way of Postal Ballot on 9th March, 2016. Since JSL is a related party of the Company, amount of corporate guarantee given / to be given alongwith the other transactions proposed to be executed with JSL during the current financial year would exceed the threshold of materiality as provided under the SEBI (Listing Obligations and Disclosure Requirements) Regulations, 2015. Accordingly, the proposal of providing such corporate guarantee is being placed before members of the Company for approval.

Your Directors recommend passing of the resolution as set out at item no. 6 of this Notice as an Ordinary Resolution for your approval.

Except Mr. Ratan Jindal, Chairman and Managing Director of Jindal Stainless Limited and Mr. Abhyuday Jindal, Managing Director of Jindal Stainless Limited (referred as 'related parties') and their relatives, to the extent of their shareholding interest in the Company, none of the other Directors, Key Managerial Personnel(s) and their relatives, are in any way, concerned or interested, financially or otherwise in the said resolution.

NOTICE

ITEM NO. 7

The Members of the Company at the 2nd Annual General Meeting held on 30th December, 2015 had approved appointment of Mr. Ratan Jindal as a Director in the capacity of Non Executive Chairman of the Company. The Members had also accorded their approval for payment of commission upto 4% of the net profits of the Company, as calculated in terms of provisions of Section 198 of the Companies Act, 2013, every year for a period of five years commencing from 1st April, 2015 till 31st March, 2020.

Since the term of payment of commission to Mr. Ratan Jindal was upto the financial year ended 31st March, 2020, the Board of Directors, at its meeting held on 10th June, 2020, keeping in view his rich industrial experience of more than three decades and valuable contribution made by Mr. Ratan Jindal during his tenure as Chairman of the Company and on recommendation of the Audit Committee and Nomination and Remuneration Committee, considered seeking approval of the Members of the Company for payment of commission to him upto 4% of the net profits of the Company, as calculated in terms of provisions of Section 198 of the Companies Act, 2013, every year for a further period of three years commencing from 1st April, 2020 till 31st March, 2023.

Payment of commission for every year would be determined by the Board of Directors and/or Nomination and Remuneration Committee based on the overall performance of the Company and would be upto 4% of the net profits of the Company, as calculated in terms of provisions of Section 198 of the Companies Act, 2013.

The Members may further note that Regulation 17(6)(ca) of the SEBI (Listing Obligations and Disclosure Requirements) Regulations, 2015 ("SEBI LODR Regulations") provides that the approval of shareholders by way of special resolution shall be obtained every year, in the event if the annual remuneration payable to a single non-executive director exceeds fifty per cent of the total annual remuneration payable to all non-executive directors and giving details of the remuneration thereof.

The Board of Directors at its meeting held on 10th June, 2020, approved seeking consent of Members by way of special resolution in terms of provisions of SEBI LODR Regulations also.

The members may please note that a commerce graduate and alumnus of the Wharton School of Management, Mr. Ratan Jindal is Chairman of the Company. He is also the Chairman and Managing Director of Jindal Stainless Limited.

Known for his technical proficiency and intimate knowledge of customers and markets, Mr. Ratan Jindal is synonymous with stainless steel in India. As a vanguard of innovation in stainless steel industry, his focus has not only been on producing world class stainless steel products but also on promoting the usage of stainless steel in myriad applications. His vision for the Company is to improve the lives of people by producing and promoting a metal that is corrosion resistant, durable, infinitely recyclable and inherently stainless.

Social commitments remain as central to Mr. Ratan Jindal's businesses as they were to the founder of the Jindal Group, Shri O.P. Jindal. Established by the group, the 600-bedded multispecialty charitable hospital, the famed VDJ School (VDJS) and the O.P. Jindal Modern School in Hisar (Haryana, India) stand testimony to this commitment. The Company undertakes several initiatives at the plant level to empower local communities through self-reliance. The interventions include technical & vocational training, micro- financing & livelihood generation, tailoring, farming & poultry training, and environment conservation drives. True to his sportsman spirit, Mr. Ratan Jindal is a keen golfer, and takes avid interest in tennis and cricket.

Your Directors recommend passing of the resolution as set out at item no. 7 of this Notice as Special Resolution for your approval.

Mr. Ratan Jindal, Chairman of the Company, is interested in the resolution as set out at item no. 7 of this Notice. Mrs. Deepika Jindal, Director and Mr. Abhyuday Jindal, Managing Director of the Company, being relatives of Mr. Ratan Jindal, may deemed to be interested in the said resolution. The other relatives of Mr. Ratan Jindal may be deemed to be interested to the said resolution to the extent of their shareholding interest, if any, in the Company. Save and except the above, none of the other Directors / key managerial personnel of the Company/ their relatives are, in any way, concerned or interested, financially or otherwise, in the above referred resolution.

Registered Office:

O.P. Jindal Marg
Hisar-125005, Haryana.
July 22, 2020

By order of the Board
For Jindal Stainless (Hisar) Limited

Bhartendu Harit
Company Secretary
Membership No. A15123

NOTICE

INSTRUCTIONS FOR E-VOTING:

Pursuant to Section 108 of the Companies Act, 2013 read with the Companies (Management and Administration) Rules, 2014 and as amended, the Company is pleased to provide remote e-voting facility to enable the members to cast their votes electronically on the resolutions mentioned in the Notice of the 7th AGM of the Company to be held on Friday, the 21st day of August, 2020. The Company has appointed Mr. Kamal Gupta, Advocate, as the Scrutinizer for conducting the remote e-voting process and e-voting during the AGM in a fair and transparent manner. The list of shareholders/ beneficial owners shall be reckoned on the equity shares as on 14th August, 2020.

The Member(s) requiring any assistance with regard to use of technology for remote e-voting or during the 7th AGM may contact Mr. Rajiv Ranjan (AVP) at the designated email ID: rajiv.ranjan@linkintime.co.in or contact at 022-49186000.

The remote e-voting period will commence on 18th August, 2020 at 9.00 a.m. (IST) and ends on 20th August, 2020 at 5.00 p.m. (IST). During this period shareholders of the Company, holding shares either in physical form or in dematerialized form, as on the cut-off date 14th August, 2020, may cast their vote electronically. The remote e-voting module shall be disabled by Link Intime India Private Limited ("Link Intime") for voting thereafter. Once the vote on a resolution is cast by a Member, whether partially or otherwise, it shall not be allowed to change subsequently.

Voting has to be done for each item of the Notice separately. In case you do not desire to cast your vote on any specific item, it will be treated as "ABSTAINED".

Shareholders who have already voted prior to the meeting date would not be entitled to vote during the meeting.

Remote e-Voting Instructions for shareholders:

1. Open the internet browser and launch the **URL: https://instavote.linkintime.co.in**

   Those who are first time users of Link Intime e-voting platform or holding shares in physical mode have to mandatorily generate their own Password, as under:

   ► Click on "Sign Up" under 'SHARE HOLDER' tab and register with your following details: -

   A. User ID: Enter your User ID

   - Shareholders/ members holding shares in **CDSL demat account shall provide 16 Digit Beneficiary ID**
   - Shareholders/ members holding shares in **NSDL demat account shall provide 8 Character DP ID followed by 8 Digit Client ID**
   - Shareholders/ members holding shares in **physical form shall provide** Event No + Folio Number registered with the Company

   B. PAN: Enter your 10-digit Permanent Account Number (PAN) (Members who have not updated their PAN with the Depository Participant (DP)/ Company shall use the sequence number provided to you, if applicable.

   C. DOB/DOI: Enter the Date of Birth (DOB) / Date of Incorporation (DOI) (As recorded with your DP / Company - in DD/MM/YYYY format)

   D. Bank Account Number: Enter your Bank Account Number (last four digits), as recorded with your DP/Company.

   - Shareholders/ members holding shares in **CDSL demat account shall provide either 'C' or 'D', above**
   - Shareholders/ members holding shares in **NSDL demat account shall provide 'D', above**
   - Shareholders/ members holding shares in **physical form** but have not recorded 'C' and 'D', shall provide their Folio number in 'D' above

   ► Set the password of your choice (The password should contain minimum 8 characters, at least one special Character (@!#$&*), at least one numeral, at least one alphabet and at least one capital letter).

   ► Click "confirm" (Your password is now generated).

   NOTE: If Shareholders/ members are holding shares in demat form and have registered on to e-Voting system of Link Intime: https://instavote.linkintime.co.in, and/or voted on an earlier event of any company then they can use their existing password to login.

2. Click on 'Login' under '**SHARE HOLDER**' tab.
3. Enter your User ID, Password and Image Verification (CAPTCHA) Code and click on '**Submit'**.
4. After successful login, you will be able to see the notification for e-voting. Select '**View**' icon.
5. E-voting page will appear.
6. Refer the Resolution description and cast your vote by selecting your desired option '**Favour / Against**' (If you wish to view the entire Resolution details, click on the '**View Resolution**' file link).
7. After selecting the desired option i.e. Favour / Against, click on '**Submit**'. A confirmation box will be displayed. If you wish to confirm your vote, click on '**Yes**', else to change your vote, click on '**No**' and accordingly modify your vote.

8. Institutional shareholders (i.e. other than Individuals, HUF, NRI etc.) and Custodians are required to log on the e-voting system of Link Intime at https://instavote.linkintime.co.in and register themselves as '**Custodian / Mutual Fund / Corporate Body**'. They are also required to upload a scanned certified true copy of the board resolution /authority letter/power of attorney etc. together with attested specimen signature of the duly authorised representative(s) in PDF format in the '**Custodian / Mutual Fund / Corporate Body**' login for the Scrutinizer to verify the same.

If you have forgotten the password:

- Click on '**Login**' under '**SHARE HOLDER**' tab and further Click '**forgot password**?'
- Enter **User ID**, select **Mode** and Enter Image Verification (CAPTCHA) Code and Click on '**Submit**'.
  - In case shareholders/ members is having valid email address, Password will be sent to his / her registered e-mail address.
  - Shareholders/ members can set the password of his/her choice by providing the information about the particulars of the Security Question and Answer, PAN, DOB/DOI, Bank Account Number (last four digits) etc. as mentioned above.
  - The password should contain minimum 8 characters, at least one special character (@!#$&*), at least one numeral, at least one alphabet and at least one capital letter.
  - It is strongly recommended not to share your password with any other person and take utmost care to keep your password confidential.

General Guidelines for shareholders:

- For shareholders/ members holding shares in physical form, the details can be used only for voting on the resolutions contained in the Notice.
- During the voting period, shareholders/ members can login any number of time till they have voted on the resolution(s) for a particular "Event".
- Shareholders/ members holding multiple folios/demat account shall choose the voting process separately for each of the folios/demat account.
- In case shareholders/ members have any queries regarding e-voting, they may refer the **Frequently Asked Questions ('FAQs')** and **InstaVote e-Voting manua**l available at https://instavote.linkintime.co.in, under **Help** section or send an email to enotices@linkintime.co.in or contact on: - Tel: 022 –4918 6000.

Process and manner for attending the Annual General Meeting through InstaMeet:

Shareholders/Members are entitled to attend and participate in the Annual General Meeting through VC/OAVM Facility being provided by Link Intime by following the below mentioned process:

1. Facility for joining the Annual General Meeting through VC/OAVM shall open 15 minutes before the time scheduled for the Annual General Meeting and shall be kept open till the expiry of 15 minutes after the schedule time on first come first basis.
2. Up to 1,000 members will be able to join on a first come first served basis to the AGM.

   Shareholders/Members with >2% shareholding, Promoters, Institutional Investors, Directors, KMPs, Chairpersons of Audit Committee, Nomination and Remuneration Committee, Stakeholders Relationship Committee and Auditors etc. may be allowed to the meeting without restrictions of first come first basis.
3. Shareholders/ Members will be provided with InstaMeet facility wherein Shareholders/ Members shall register their details and attend the Annual General Meeting as under:

   1. Open the internet browser and launch the URL: https://instameet.linkintime.co.in

   □ Select the "**Company**" and '**Event Date**' and register with your following details: -

   A. Demat Account No. or Folio No: Enter your 16 digit Demat Account No. or Folio No

   - Shareholders/ members holding shares in **CDSL demat account shall provide 16 Digit Beneficiary ID**
   - Shareholders/ members holding shares in **NSDL demat account shall provide 8 Character DP ID followed by 8 Digit Client ID**
   - Shareholders/ members holding shares in **physical form shall provide** Folio Number registered with the Company

   B. PAN: Enter your 10-digit Permanent Account Number (PAN) (Members who have not updated their PAN with the Depository Participant (DP)/ Company shall use the sequence number provided to you, if applicable.

   C. Mobile No.: Enter your mobile number.

   D. Email ID: Enter your email id, as recorded with your DP/Company.

   □ Click "Go to Meeting" (You are now registered for InstaMeet and your attendance is marked for the meeting).

   Please refer below instructions for the software requirements and kindly ensure to install the same on the device which would be used to attend the meeting. Please read the instructions carefully and participate in the meeting. You may also call upon the InstaMeet Support Desk for any support on the dedicated number provided to you hereunder/ InstaMEET website.

NOTICE

Guidelines to attend the AGM proceedings of the Company at InstaMEET of Link Intime India Pvt. Ltd.

For a smooth experience of viewing the AGM proceedings at InstaMEET, shareholders/ members who are registered as speakers for the event are requested to download and install the Webex application in advance by following the instructions as under:

Please download and install the Webex application by clicking on the link https://www.webex.com/downloads.html/

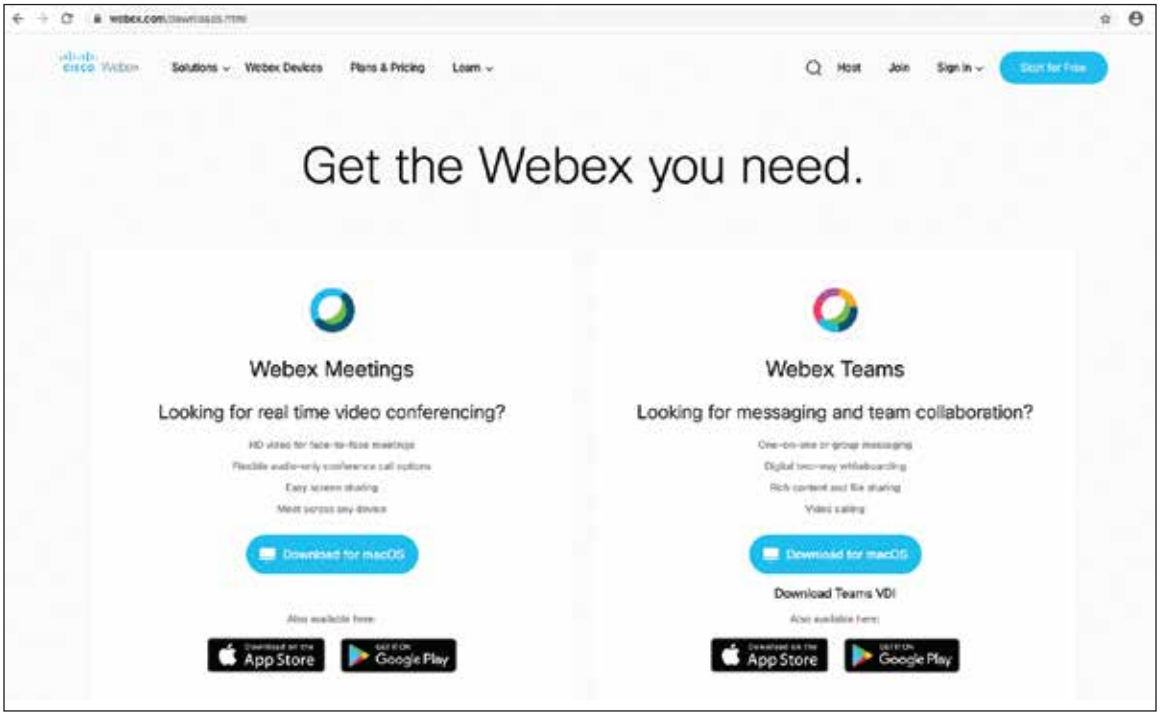



NOTICE


Solutions
Webex Devices
Plans & Pricing
Learn
Host
Join
Sign in
Start for Free
Cisco Webex Meetings - InstallShield Wizard
Welcome to the InstallShield Wizard for Cisco Webex Meetings
The InstallShield(R) Wizard will install Cisco Webex Meetings on your computer. To continue, click Next.
WARNING: This program is protected by copyright law and international treaties.
< Back
Next >
Cancel
Step 1
Step 3
To open the app double-click
the Webex Meetings icon on your

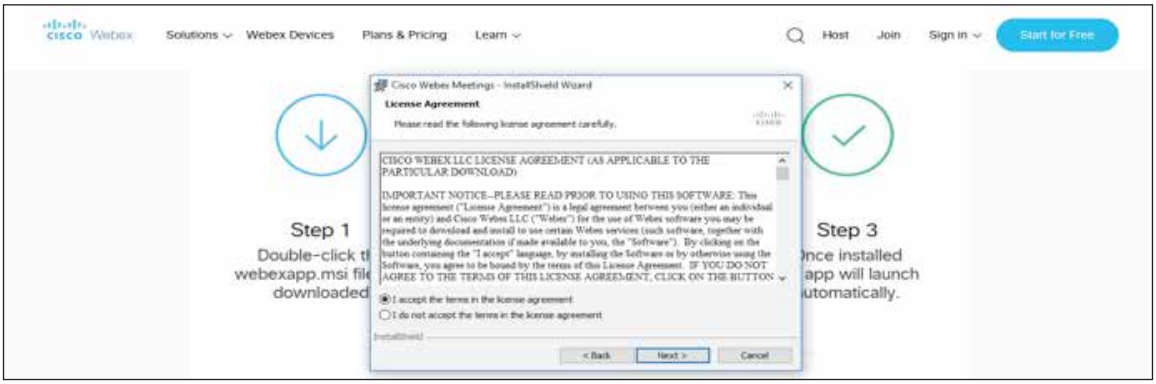
Solutions
Webex Devices
Plans & Pricing
Learn
Host
Join
Sign in
Start for Free
Cisco Webex Meetings - InstallShield Wizard
License Agreement
Please read the following license agreement carefully.
CISCO WEBEX LLC LICENSE AGREEMENT (AS APPLICABLE TO THE PARTICULAR DOWNLOAD)
IMPORTANT NOTICE--PLEASE READ PRIOR TO USING THIS SOFTWARE: This license agreement ("License Agreement") is a legal agreement between you (either an individual or an entity) and Cisco Webex LLC ("Webex") for the use of Webex software you may be required to download and install to use certain Webex services (such software, together with the underlying documentation if made available to you, the "Software"). By clicking on the button containing the "I accept" language, by installing the Software or by otherwise using the Software, you agree to be bound by the terms of this License Agreement. IF YOU DO NOT AGREE TO THE TERMS OF THIS LICENSE AGREEMENT, CLICK ON THE BUTTON
I accept the terms in the license agreement
I do not accept the terms in the license agreement
< Back
Next >
Cancel
Step 1
Step 3

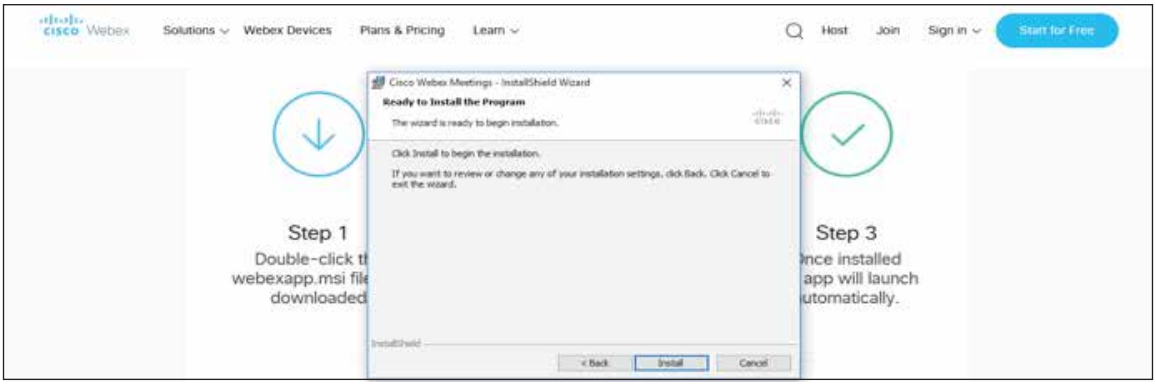
Solutions
Webex Devices
Plans & Pricing
Learn
Host
Join
Sign in
Start for Free
Cisco Webex Meetings - InstallShield Wizard
Ready to Install the Program
The wizard is ready to begin installation.
Click Install to begin the installation.
If you want to review or change any of your installation settings, click Back. Click Cancel to exit the wizard.
< Back
Install
Cancel
Step 1
Step 3

OR

a) If you do not want to download and install the Webex application, you may join the meeting by following the process mentioned as under:

Step 1: Enter your First Name, Last Name and Email ID and click on Join Now.

1 (A) : If you have already installed the Webex application on your device, join the meeting by clicking on Join Now

Click on Run a temporary application, an exe file will be downloaded. Click on this exe file to run the application and join the meeting by clicking on Join Now

1 (B) : If Webex application is not installed, a new page will appear giving you an option to either Add Webex to chrome or Run a temporary application.



Instructions for Shareholders to Speak during the Annual General Meeting through InstaMeet:

1. Shareholders who would like to speak during the meeting must register their request 5 days in advance with the Company on the Email Id. investorcare.jshl@jindalstainless.com.
2. Shareholders will get confirmation on first cum first basis depending upon the provision made by the Company.
3. Shareholders will receive “speaking serial number” once they mark attendance for the meeting.
4. Other shareholder may ask questions to the panellist, via active chat-board during the meeting.
5. Please remember speaking serial number and start your conversation with panellist by switching on video mode and audio of your device.

Shareholders are requested to speak only when moderator of the meeting/ management will announce the name and serial number for speaking.

Instructions for Shareholders/ Members to Vote during the Annual General Meeting through InstaMeet:

Once the electronic voting is activated by the scrutinizer/ moderator during the meeting, shareholders/ members who have not exercised their vote through the remote e-voting can cast the vote as under:

1. On the Shareholders VC page, click on the link for e-Voting “Cast your vote”
2. Enter your 16 digit Demat Account No. / Folio No. and OTP (received on the registered mobile number/ registered email Id) received during registration for InstaMEET and click on 'Submit'.
3. After successful login, you will see “Resolution Description” and against the same the option “Favour/ Against” for voting.
4. Cast your vote by selecting appropriate option i.e. “Favour/Against” as desired. Enter the number of shares (which represents no. of votes) as on the cut-off date under ‘Favour/Against'.
5. After selecting the appropriate option i.e. Favour/Against as desired and you have decided to vote, click on “Save”. A confirmation box will be displayed. If you wish to confirm your vote, click on “Confirm”, else to change your vote, click on “Back” and accordingly modify your vote.
6. Once you confirm your vote on the resolution, you will not be allowed to modify or change your vote subsequently.

Note: Shareholders/ Members, who will be present in the Annual General Meeting through InstaMeet facility and have not casted their vote on the Resolutions through remote e-Voting and are otherwise not barred from doing so, shall be eligible to vote through e-Voting facility during the meeting. Shareholders/ Members who have voted through Remote e-Voting prior to the Annual General Meeting will be eligible to attend/ participate in the Annual General Meeting through InstaMeet. However, they will not be eligible to vote again during the meeting.

Shareholders/ Members are encouraged to join the Meeting through Tablets/ Laptops connected through broadband for better experience.

Shareholders/ Members are required to use Internet with a good speed (preferably 2 MBPS download stream) to avoid any disturbance during the meeting.

Please note that Shareholders/ Members connecting from Mobile Devices or Tablets or through Laptops connecting via Mobile Hotspot may experience Audio/Visual loss due to fluctuation in their network. It is therefore recommended to use stable Wi-FI or LAN connection to mitigate any kind of aforesaid glitches.

In case shareholders/ members have any queries regarding login/ e-voting, they may send an email to instameet@linkintime.co.in or contact on: - Tel: 022-49186175.

FOR ATTENTION OF SHAREHOLDERS

1. Those Members, who hold shares in physical form or who have not registered their email address with the Company and who wish to participate in the 7th AGM or cast their vote through remote e-Voting or through the e-Voting system during the meeting, may obtain the login ID and password by sending scanned copy of (i) a signed request letter mentioning the name, folio number and complete address; and (ii) self attested scanned copy of the PAN Card and any document (such as Driving Licence, Bank Statement, Election Card, Passport, Aadhar Card) in support of the address of the Member as registered with the Company; to the email address of the Company investorcare.jshl@jindalstainless.com.

   In case shares are held in demat mode, Members may obtain the login ID and password by sending scanned copy of (i) a signed request letter mentioning their name, DP ID-Client ID (16 digit DP ID + Client ID or 16 digit beneficiary ID); (ii) self attested scanned copy of client master or Consolidated Demat Account statement; and (iii) self attested scanned copy of the PAN Card, to the email address of the Company investorcare.jshl@jindalstainless.com
2. Members are requested to immediately notify to the Registrar any change in their address, in respect of equity shares held in physical mode and to their depository participants (DPs) in respect of equity shares held in dematerialised form.
3. As per provisions of the Companies Act, 2013 read with relevant Rules thereof, facility for making nomination is available to individuals holding shares in the Company. Members holding shares in physical form may obtain Nomination Form No. SH-13 from the Company's RTA. Members holding shares in electronic form are required to approach their DPs for the nomination.
4. The Company's equity shares are compulsorily traded in dematerialised form by all investors. Shareholders are requested to get the shares dematerialised in their own interest.
5. The Company has created an Email Id. 'investorcare.jshl@jindalstainless.com', which is being used exclusively for the purpose of redressing the complaints of the investors.
6. Members should quote their Folio No. / DP Id-Client Id, email addresses, telephone / fax numbers to get a prompt reply to their communications.
7. The annual accounts and other related documents of the subsidiaries are available at the website of the Company and will be made available to any member of the Company who may be interested in obtaining the same. The consolidated financial statements of the Company include the financial results of all the subsidiary companies. The annual accounts of the subsidiary companies would be open and accessible for inspection by shareholder / investor at registered office of the Company and registered office of the subsidiary companies on any working day except holidays.
8. The Scrutinizer shall after the conclusion of e-Voting at the 7th AGM, first download the votes cast at the AGM and thereafter unblock the votes cast through remote e-Voting and shall make a consolidated scrutinizer's report of the total votes cast in favour or against, invalid votes, if any, and whether the resolution has been carried or not, and such Report shall then be sent to the Chairman or a person authorized by him, within 48 (forty eight) hours from the conclusion of the 7th AGM, who shall then countersign and declare the result of the voting forthwith.
9. Members who wish to inspect the Register of Directors and Key Managerial Personnel and their shareholding maintained under section 170 of Companies Act, 2013 and Register of Contracts or arrangements in which directors are interested maintained under section 189 of the Companies Act, 2013 and Relevant documents referred to in this Notice of AGM and explanatory statement on the date of AGM in electronic mode can send an email to investorcare.jshl@jindalstainless.com.
10. Mandatory updating of PAN and Bank details against your physical holding

    The Securities and Exchange Board of India (SEBI) vide its circular SEBI/HO/DOP1/CIR/P/2018/73 dated 20th April, 2018, mandated that the companies through their Registrar and Transfer Agents ("RTA") should take special efforts for collecting copies of PAN and bank account details for the security of the holders holding securities in physical form. Those security holders whose folio(s) do not have complete details relating to their PAN and Bank Account, or where there is any change in the bank account details provided earlier, have to compulsorily furnish the details to RTA/ Company for registration /updating.

    You are therefore requested to submit the following to update the records:

    - KYC Format duly filled in and signed by all the shareholders.
    - Self-attested copy of PAN Card of all the shareholders.
    - Cancelled Cheque leaf with name (if name is not printed, self-attested copy of the pass book showing the name of the account holder) of the first holder.
    - Address proof (self-attested Aadhar-card) of the first holder.
    - Any change in the name of the holders.

    Note: You are requested to Ignore this communication if you have already updated you details with RTA / Company.

NOTICE

ADDITIONAL INFORMATION

Information as required in terms of Regulation 36(3) of the SEBI (Listing Obligations and Disclosure Requirements) Regulations, 2015 and Secretarial Standard - 2 issued by the Institute of Company Secretaries of India for Item No. 2:

Brief Profile of director, who retires by rotation and eligible for re-appointment:

Name of Director	Mrs. Deepika Jindal
DIN	00015188
Brief Resume	Mrs. Deepika Jindal is an Art graduate. She has versatile experience in corporate and business management. Mrs. Deepika Jindal, Managing Director of JSL Lifestyle Limited (brand arttdinox and ARC), subsidiary of the Company, is a name to reckon with when it comes to design. She initiated her design journey with manufacturing lifestyle products in Stainless Steel under the brand name of 'arttd'inox'. It is under her able guidance and vision that arttdinox is one of India's first blended lifestyle stainless steel accessories company having a world standard manufacturing unit producing products exclusively designed by a very able and talented team of designers. Nurturing the brand arttd'inox has grown on to give the country first Luxury Stainless steel modular kitchens and Stainless steel furniture. Under her aegis arttd'inox has won lot of highly acclaimed awards such as EDIDA, India Design Mark, Red Dot (honorary award). Following her passion to promote stainless steel in all its forms, she founded 'The Stainless' an art gallery, where she patronizes artists to create beautiful pieces of art in this material, giving them all infrastructural and financial support. Mrs. Jindal is also the Chairperson of O.P. Jindal Modern School and Vidya Devi Jindal School, Hisar. She has been constantly mentoring the schools into very good educational institutions. She is also the Chairperson of O.P. Jindal Cancer Hospital, N.C. Jindal Institute of Medical Care & Research, a Multi Specialty Hospital – giving them the vision and guiding them to provide the best medical care to the people of Hisar and around. Always wanting to give back to the society Mrs. Jindal is the Chairperson of Jindal Stainless Foundation – a CSR wing of Jindal Stainless Limited. Under the same arena JSL Lifestyle Limited won the PDH Astitva award under Mrs. Jindal's leadership.
Date of Birth (Age in years)	February 18, 1965 (55 years)
Qualification	B.A.
Experience and expertise in specific functional area	Corporate and business management
Terms and conditions of appointment	Mrs. Deepika Jindal is Non-Executive Director, liable to retire by rotation.
Details of remuneration and remuneration last drawn	Sitting Fee of ₹ 2 Lakh was paid to Mrs. Deepika Jindal for attending Board meetings during FY 2019-20.
Date on which first appointed on the Board	May 1, 2016
Details of shareholding in the Company (as on 31st March, 2020)	69,265 equity shares of ₹ 2 each
Relationship with other Directors/ Key Managerial Personnel (if any)	Wife of Mr. Ratan Jindal, Chairman and Mother of Mr. Abhyuday Jindal, Managing Director of the Company.
Number of Board Meetings attended during the year 2019-20	2
Details of Directorships / Committee Chairmanship and Memberships in other companies (as on 31st March, 2020)	As detailed herein below

Type of Company	Directorship held	Committee Membership	Committee Chairmanship
Unlisted Public Limited Company	JSL Lifestyle Limited	-	Corporate Social Responsibility Committee, Sub Committee
	Jindal Stainless Steelway Limited	Corporate Social Responsibility Committee	-
	Synergy Environics Limited	-	-

DIRECTORS' REPORT

TO

THE MEMBERS,

Your Directors have pleasure in presenting the 7th Annual Report on the business and operations of your Company together with the Audited Statement of Accounts for the financial year ended 31st March, 2020.

FINANCIAL RESULTS

Your Company's performance for the financial year ended 31st March, 2020 is summarized below:

(₹ in Crore)

Sl. No.	Particulars	For the financial year ended (Standalone)		For the financial year ended (Consolidated)	
		31.3.2020	**31.3.2019**	**31.3.2020**	**31.3.2019**
I	Revenue from operations	**8339.69**	8,956.40	**9379.00**	10,288.86
II	Other Income	**97.88**	95.67	**132.86**	102.11
III	Total Income	**8437.57**	9,052.07	**9511.86**	10,390.97
IV	Total Expenses	**8054.72**	8,680.13	**9061.18**	9,906.53
V	EBITDA*	**861.77**	899.61	**935.17**	1038.74
VI	Profit before exceptional Items, share of profit of an associate and tax	**382.85**	371.94	**450.68**	484.44
VII	Share of Profit from Associates	**-**	-	**25.92**	51.66
VIII	Exceptional items - Gain	**18.71**	31.81	**20.09**	33.71
IX	Profit after exceptional items but before tax	**401.56**	403.75	**496.69**	569.81
X	Tax expense	**81.23**	142.10	**95.91**	173.61
XI	Net Profit for the year	**320.33**	261.65	**400.78**	396.20
XII	Total Other Comprehensive Income	**(0.79)**	(0.95)	**13.65**	(1.93)
XIII	Total Comprehensive Income for the year (comprising Profit and other Comprehensive Income for the year)	**319.54**	260.70	**414.43**	394.27

*EBITDA = Earnings before Interest, Tax, Depreciation & Amortization and Other Income

FINANCIAL HIGHLIGHTS

During the year, the revenue from operations of your Company on standalone basis stood at ₹ 8339.69 Crore as compared to ₹ 8,956.40 Crore during previous financial year 2018-19. The Profit before other income, Finance Cost, Exceptional Items, Tax, Depreciation & Amortisation (EBITDA) on standalone basis stood at ₹ 861.77 Crore as compared to ₹ 899.61 Crore during previous year. The Net profit on standalone basis stood at ₹ 320.33 Crore as compared to a net profit of ₹ 261.65 Crore during previous year.

Further, during the year, the consolidated revenue from operations of your Company stood at ₹ 9379.00 Crore as compared to ₹ 10,288.86 Crore during previous financial year 2018-19. Consolidated Profit before other income, Finance Cost, Exceptional Items, Tax Depreciation & Amortization (EBITDA) stood at ₹ 935.17 Crore as compared to ₹ 1038.74 Crore during previous year. The Net profit on consolidated basis stood at ₹ 400.78 Crore as compared to ₹ 396.20 Crore during previous year.

The performance of your Company was stable despite global uncertainties and weak growth in the last quarter of FY 2019-20. Annual sales volume was impacted on account of global slowdown and trade wars. Demand from auto and utensils segment was subdued throughout the year. Sales degrew by 10%, from 6.67 lakh tonnes in FY18-19 to 6 lakh tones in FY19-20, also due to continuous dumping of irrationally priced imports, forcing Indian manufacturers to under-utilize capacities.

OPERATIONS

Hisar Division:

Your Company performed creditably during the financial year 2019-20 in spite of very challenging business scenario. Global Economic activity during the year were clouded due to US- China Trade tensions, Liquidity issues and Covid 19 pandemic. Company not only managed to tide over these challenging times but also further enhanced upon its facilities & processes.

Company has always focussed on contributing to nation building by making it self-reliant in the field of stainless steel .It has been supplying materials to various key segments , Company has now further increased its offerings to key strategic sectors like 'Defence' & 'Nuclear'.

Company has put lot of focus on high value added segment & achieved highest ever dispatch numbers in precision strips segment .Company is already working on increasing its manufacturing capacities for precision strips which would assist in increasing numbers substantially .Company also managed to consolidate & expand Coin blanking business , It is now serving to major mints like Finland , Dutch , Brazil etc. Domestically company is now serving complete bouquet by catering to requirements of INR 5, INR 10 & INR 20 Coins respectively.

DIRECTORS' REPORT

Your Company undertook various capacity enhancement & efficiency improvement initiatives during the year. Company took giant leap in reducing its cost of conversion as well as immunizing itself from volatility in prices of key raw material like Graphite Electrode & Refractories by commissioning of 'Induction furnace' during the year. This has added greater flexibility to company's operational capabilities.

Environment, Health & Safety has always been focal point around which company has built its business processes. Company's efforts towards sustainable Environment were acknowledged & It was bestowed with prestigious "Golden Peacock Environment Management" award during the year. Company continued to put a paramount focus on health & Safety and undertook numerous initiatives in this regard. Company's immense efforts in the field of Safety resulted in global recognition in the form of "International Safety Award, 2020 Merit" from British Safety Council, considered as benchmark in the field of safety.

Your Company continued its tradition of Excellent Quality and was duly recognized by the industrial bodies for the same. Numerous "PAR EXCELLENCE" awards were given to your Company in Quality circle front by NCQC (National Convention on Quality Circles). Company also shown brightly at CCQC & won major honours.

Your Company has put great emphasis on reducing energy consumption , thereby reducing not only cost's but also carbon footprints .Company's efforts in this direction has resulted in improving efficiencies further .Company Won "Energy efficient Unit" Award in 20th National Award for Excellence in Energy management, it also got awarded with "Innovation in Energy Efficiency" in Large Scale Industries.

Having managed to overcome challenging times, your Company today is on a very strong footing to embark on a new Cycle of Success & Growth.

Vizag Division:

Vizag Division produces High Carbon Ferro Chrome ("HCFC") with an annual capacity of 40000 MT. Vizag Division uses Chrome Ore purchased from Odisha Mining Corporation Ltd. Tata Steel Limited & others and transfers output to Hisar plant and exports also. The Unit could produce 22589 MT of HCFC during F.Y. 2019-20 as compared to 27547 MT during the previous F.Y. 2018-19. The production is less in current F.Y. 2019-20 due to the reasons as below:

- The 5.5 mva was switched off for 47 days for refractory relining work of Furnace during April & May.

- The 12.5 mva was switched off for 58 days for Shed Structural Strengthening work during December to February.

- Both Furnaces were operated at low load for 40 days during whole year due to shortage of chrome ore & poor market of Ferro Chrome.

Also the Unit could recover a quantity 3338 ton HCFC by processing of 205393 ton of Ferro Chrome slag through 50TPH Crushing unit & 40TPH Tenova Delkor Jig Machine during F.Y. 2019-20 with recovery of 1.62%, whereas the Unit could recover a qty. of 2833 MT of HCFC by processing of 180355 MT of Ferro Chrome Slag during previous F.Y. 2018-19 with recovery of 1.56%.

The Vizag Division could dispatch/sell total qty. of 27894 ton of HC Ferro Chrome (25994 ton to Hisar plant, 486 ton in domestic & export 1414 ton) during current year 2019-20 as compared to 28258 ton during previous year 2018-19.

The Vizag Division is producing HC Ferro Chrome from the beginning, but keeping in view of poor market of Ferro Chrome the Vizag Division has planned to produce other Ferro Alloys Products i.e. HC Ferro Manganese & MC Silicon Manganese in addition to HC Ferro Chrome in the coming period as the market of both the products is good.

CREDIT RATING

During the year, CARE has reaffirmed the credit rating of your Company at 'CARE A-' for long term banking facilities and 'CARE A2+' for short term banking facilities.

DIVIDEND AND TRANSFER TO RESERVES

In terms of the Dividend Distribution Policy, as per SEBI (Listing Obligations and Disclosure Requirements) Regulations, 2015, equity shareholders of the Company may expect dividend if the Company is having surplus funds and after taking into consideration the relevant internal and external factors as mentioned in the said Policy. Accordingly, considering the cash position, fund requirements for growth of business of your Company and agreement with the Lenders, the Board of Directors has not recommended any dividend for the financial year ended 31st March, 2020. Accordingly, no amount is also proposed to be transferred to the reserves of your Company. The Dividend Distribution Policy is available on Company's website at the following link: www.jshlstainless.com/pdf/Dividend-Distribution-Policy20818.pdf

SHARE CAPITAL

As on 31st March, 2020, paid up share capital of the Company was ₹ 47,18,69,370 divided into 23,59,34,685 equity shares of ₹ 2/- each. There was no change in share capital of the Company during the Financial Year 2019-20.

MANAGEMENT DISCUSSION AND ANALYSIS REPORT

Management Discussion and Analysis Report as required under the Securities and Exchange Board of India (Listing Obligations and Disclosure Requirements) Regulations, 2015 ("SEBI LODR") forms part of this Annual Report.

INFORMATION TECHNOLOGY

Your Company has been a forerunner in leveraging the benefits of Information Technology (IT) revolution for long. IT has been instrumental in enabling smoother, faster, and transparent processes across multiple divisions of JSHL's major operations and activities. Details are given elsewhere in the Annual Report.

DIRECTORS' REPORT

CONSOLIDATED FINANCIAL STATEMENTS

In accordance with the Companies Act, 2013 ("the Act"), SEBI LODR and Ind-AS-110 on Consolidated Financial Statements read with Ind-AS-28 on investments in Associates and Ind-AS-31 on interests in Joint Ventures, the Audited Consolidated Financial Statements for the financial year ended 31st March, 2020 are provided in the Annual Report.

SUBSIDIARY COMPANIES / JOINT VENTURES / ASSOCIATE COMPANIES

As on 31st March, 2020, your Company has five subsidiaries, namely (i) JSL Lifestyle Limited, (ii) Jindal Stainless Steelway Limited, (iii) Green Delhi BQS Limited, (iv) JSL Media Limited and (v) JSL Logistics Limited and two associate companies namely (i) Jindal Stainless Limited; and (ii) Jindal Stainless Corporate Management Services Private Limited. There is no joint venture of the Company. Jindal Stainless Steelway Limited is material subsidiary of your Company.

In terms of the provisions of Section 136 of the Act, the standalone financial statements of the Company, consolidated financial statements of the Company, along with other relevant documents and separate audited accounts of the subsidiaries, are available on the website of the Company, at the link: viz. www.jshlstainless.com.

The members, if they desire, may write to the Secretarial Department of the Company at O.P. Jindal Marg, Hisar – 125005 (Haryana) to obtain the copy of the financial statements of the subsidiary companies. A statement containing the salient features of the financial statement of the subsidiaries and associate companies in the prescribed Form AOC - 1 is attached along with financial statements. The statement also provides the details of performance and financial position of each of the subsidiary company. Your Company has framed a policy for determining "Material Subsidiary" in terms of Regulation 16(6) of SEBI LODR, which is available at the website of the Company at the link:
http://www.jshlstainless.com/pdf/Policy%20for%20determining%20material%20subsidiaries.pdf

DIRECTORS & KEY MANAGERIAL PERSONNEL

During the year, the Board of Directors approved appointment of Mr. Girish Sharma, whose 1st term was upto 30th April, 2019, as a non-executive Independent Director, to hold office for a 2nd term of 3 (three) years w.e.f. 1st May, 2019. The Board of Directors also approved appointment of Mr. Nirmal Chandra Mathur, whose 1st term was upto 4th August, 2019, as a non-executive Independent Director, to hold office for a 2nd term of 3 (three) years w.e.f. 5th August, 2019. The resolutions for their appointment as Independent Directors were approved by the Members at the 6th AGM.

Mrs. Deepika Jindal, as a Director retires by rotation at the ensuing AGM under the provisions of the Companies Act, 2013 and being eligible, offers herself for re-appointment.

Brief resume of the abovementioned Director being re-appointed, nature of her expertise in specific functional areas, detail of Directorship in other companies, membership / chairmanship of committees of the board and other details, as stipulated under Regulation 36(3) of SEBI LODR and Secretarial Standard - 2 issued by The Institute of Company Secretaries of India, are given in the Notice forming part of the Annual Report.

All Independent Directors have given declaration to the Company that they meet the criteria of independence as provided in Section 149(6) of the Companies Act, 2013 and Regulation 16 of SEBI LODR. Further, all the Directors have also confirmed that they are not debarred to act as a Director by virtue of any SEBI order or any other statutory authority.

Your Company has also devised a Policy on Familiarization Programme for Independent Directors which aims to familiarize the Independent Directors with your Company, nature of the industry in which your Company operates, business operations of your Company etc. The said Policy may be accessed on your Company's website at the link:
http://jshlstainless.com/pdf/Policy%20on%20familiarisation%20programme%20for%20independent%20directors-%20JSHL.pdf

BOARD EVALUATION

An annual performance evaluation of all Directors, the Committees of Directors and the Board as a whole was carried out during the year. For the purpose of carrying out performance evaluation, assessment questionnaires were circulated to all Directors and their feedback was obtained and recorded.

FIXED DEPOSITS

Your Company has not accepted any deposit from the public. Hence, no information is required to be appended to this report.

TRANSFER TO INVESTOR EDUCATION AND PROTECTION FUND

During the year, there was no unclaimed amount required to be transferred to Investor Education and Protection Fund of Government of India.

EMPLOYEES STOCK OPTION SCHEME

Since the Company has not issued any stock options, the requirement of disclosure under Regulation 14 of Securities and Exchange Board of India (Share Based Employee Benefits) Regulations, 2014 is not applicable to the Company.

PARTICULARS REGARDING THE CONSERVATION OF ENERGY, TECHNOLOGY ABSORPTION, FOREIGN EXCHANGE EARNINGS AND OUTGO

The information on conservation of energy, technology absorption and foreign exchange earnings and outgo stipulated under Section 134(3) (m) of the Companies Act, 2013 read with Rule 8 of The Companies (Accounts) Rules, 2014, is annexed herewith as **Annexure – I** forming part of this Report.

DIRECTORS' REPORT

PARTICULARS OF EMPLOYEES

Disclosures pertaining to remuneration and other details as required under Section 197(12) of the Act read with Rule 5(1) of the Companies (Appointment and Remuneration of Managerial Personnel) Rules, 2014 are provided in the prescribed format and annexed herewith as **Annexure - II** to this Report.

The statement containing particulars of employees as required under Section 197(12) of the Act read with Rule 5(2) & (3) of the Companies (Appointment and Remuneration of Managerial Personnel) Rules, 2014, is provided in a separate annexure forming part of this Report. Having regard to the provisions of the second proviso to Section 136(1) of the Act, the Annual Report excluding the aforesaid information is being sent to the members of the Company. The said information is available for inspection at the Registered Office of the Company during working hours and any member interested in obtaining such information may write to the Secretarial Department of the Company and the same will be furnished on request.

STATUTORY AUDITORS AND AUDITORS' REPORT

M/s. Lodha & Co. and M/s. S.S. Kothari Mehta & Co., Joint Statutory Auditors of the Company and M/s. N.C. Aggarwal & Co., Branch Auditor of the Company's branch located at Kothavalasa in Vizianagaram district, Andhra Pradesh (hereinafter referred to as "Branch Auditor"), were appointed by the Shareholders at the 2nd Annual General Meeting of the Company held on 30th December, 2015, for a period of five consecutive years i.e. until the conclusion of the 7th Annual General Meeting of the Company. Accordingly, M/s. Lodha & Co. and M/s. S.S. Kothari Mehta & Co., Joint Statutory Auditors and M/s. N.C. Aggarwal & Co., Branch Auditor will hold office till the conclusion of the ensuing Annual General Meeting of your Company.

M/s Lodha & Co. and M/s S.S. Kothari Mehta & Co. have conveyed their consent to be re-appointed as the Statutory Auditors of the Company for the second term of five consecutive years alongwith the confirmation that they are eligible for re-appointment as per provisions of the Act and their appointment, if approved by the Members, would be within the limits prescribed under the Act. M/s N.C. Aggarwal & Co. has also conveyed its consent to be re-appointed as Branch Auditor of the Company for the second term of five consecutive years alongwith the confirmation that they are eligible for re-appointment.

The Board of Directors of your Company at its meeting held on 10th June, 2020 has approved and recommended reappointment of M/s. Lodha & Co. and M/s. S.S. Kothari Mehta & Co., as Joint Statutory Auditors of the Company and M/s. N.C. Aggarwal & Co., as Branch Auditor of the Company for a period of five consecutive years from the conclusion of 7th Annual General Meeting until the conclusion of 12th Annual General Meeting your Company. Accordingly, requisite resolutions for their reappointment as Joint Statutory Auditors and Branch Auditor of your Company are placed for your approval.

The Notes on financial statement referred to in the Auditors' Report are self-explanatory and do not call for any further comments. The Auditors' Report does not contain any qualification, reservation or adverse remark. During the year under review, the Statutory Auditors have not reported any incident related to fraud to the Audit Committee or the Board under section 143 (12) of the Act.

COST AUDITORS

In accordance with the provisions of Section 148 of the Companies Act, 2013 read with Companies (Cost Records and Audit) Rules, 2014, your Company is required to get its cost accounting records audited by a Cost Auditor. The Company has appointed M/s. Ramanath Iyer & Co., Cost Accountants, for this purpose for FY 2020-21.

The remuneration of the Cost Auditors shall be placed for ratification by members in terms of Section 148 of the Companies Act, 2013 read with Rule 14 of the Companies (Audit and Auditors) Rules, 2014.

SECRETARIAL AUDITORS

The Board had appointed M/s Vinod Kothari & Co., Practicing Company Secretaries to conduct Secretarial Audit for the financial year 2019-20. The Secretarial Audit Report for the financial year ended March 31, 2020 is annexed herewith marked as **Annexure – III(a)** to this Report. The Secretarial Audit Report does not contain any qualification, reservation or adverse remark.

Jindal Stainless Steelway Limited, material subsidiary of your Company, has undertaken its secretarial audit for the financial year ended 31st March, 2020 by M/s Khadriya & Co., Practicing Company Secretaries, which is annexed herewith marked as **Annexure – III(b)**. The Secretarial Audit Report does not contain any qualification, reservation or adverse remark.

In line with the Circular dated February 08, 2019 issued by the Securities and Exchange Board of India, Annual Secretarial Compliance Report for the year ended 31st March, 2020 confirming compliance of all applicable SEBI Regulations, Circulars and Guidelines by the Company was issued by M/s Vinod Kothari & Co., Practicing Company Secretaries and filed with the Stock Exchanges on June 11, 2020. The same is available on the website of the Company at www.jshlstainless.com.

RISK MANAGEMENT

Though the Regulation 21 of the SEBI LODR, as amended, is not applicable to the Company based on the market capitalisation as on 31st March, 2020, it has voluntarily constituted a Risk Management Committee which has been entrusted inter alia with the following functions: (a) Framing of Risk Management Plan and Policy; (b) Overseeing implementation / Monitoring of Risk Management Plan and Policy; (c) Identifying emerging risks and reviewing risk mitigation strategies; and (d) Formulating a cyber security plan and overseeing its implementation.

Your Company has laid down procedures to inform Board members about risk assessment and minimization strategy. The Board doesn't foresee any immediate risk which threatens the existence of the Company. The details of Risk Management Committee are mentioned in the Corporate Governance Report.

INTERNAL FINANCIAL CONTROLS

Your Company has in place adequate internal financial controls with reference to financial statements. During the year, such controls were tested and no reportable material weakness in the design or operation was observed.

AUDIT COMMITTEE

The Audit Committee comprises of the four Directors out of which three are Independent Directors:

Sl. No.	Name of Director	Status	Category
1	Mr. Girish Sharma	Chairman	Independent Director
2	Mr. Jagmohan Sood	Member	Whole Time Director, Non-Independent
3	Mr. Kanwaljit Singh Thind	Member	Independent Director
4	Mrs. Arti Luniya	Member	Independent Director

All the recommendations made by the Audit Committee during the financial year 2019-20 were accepted by the Board.

CORPORATE SOCIAL RESPONSIBILITY

The Corporate Social Responsibility Committee ("CSR Committee") has formulated and recommended to the Board, a Corporate Social Responsibility Policy ("CSR Policy") indicating the focus areas of Company's CSR activities.

In line with the CSR philosophy and all the focus areas, your Company has planned interventions in the fields of education & vocational training, integrated health care, women empowerment, social projects, rural infrastructure development, environment sustainability, sports, preservation of art and culture.

The Disclosure as per Rule 9 of the Companies (Corporate Social Responsibility Policy) Rules, 2014 is annexed to this Report at **Annexure-IV.**

The CSR Policy can be accessed on the Company's website at the link: http://jshlstainless.com/pdf/JSHL%20CSR%20Policy.pdf

CSR COMMITTEE

As on 31st March, 2020, the CSR Committee comprises of the following members:

Sl. No.	Name of Director	Status	Category
1	Mrs. Deepika Jindal	Chairperson	Non-Executive, Non Independent
2	Mr. Kanwaljit Singh Thind	Member	Non- Executive, Independent Director
3	Mr. Jagmohan Sood	Member	Executive, Non Independent

BUSINESS RESPONSIBILITY REPORT

Your Company is committed to grow the business responsibly with a long term perspective as well as to the nine principles enshrined in the National Voluntary Guidelines (NVGs) on social, environmental and economic responsibilities of business, as notified by the Ministry of Corporate Affairs, Government of India, in July, 2011.

The Business Responsibility Report ("BRR") of the Company as per the requirements of Regulation 34(2)(f) of the SEBI LODR describing the initiatives taken by the Company from an environmental, social and governance perspective, along with all the related policies can be viewed on the Company's website at: www.jshlstainless.com.

POLICY ON PREVENTION OF SEXUAL HARASSMENT

Your Company has in place a policy on prevention of sexual harassment at work place in accordance with the provisions of Prevention, Prohibition and Redressal of Sexual Harassment of Women at Workplace Act, 2013. The policy aims at prevention of harassment of women employees and lays down the guidelines for identification, reporting and prevention of sexual harassment. There is an Internal Complaints Committee (ICC) which is responsible for redressal of complaints related to sexual harassment and follows the guidelines provided in the policy.

No complaint was received during the year. There are no pending complaints either at the beginning or end of the financial year. To create awareness and sensitivity among employees of all genders, the Company has been extensively undertaking induction and POSH Training programmes on a continuous basis.

DIRECTORS' REPORT

STOCK EXCHANGES WHERE THE SHARES ARE LISTED

National Stock Exchange of India Limited ("NSE"),
Exchange Plaza, 5th Floor, Plot No. C/1,
G – Block, Bandra-Kurla Complex,
Bandra (E), Mumbai – 400 051

BSE Limited ("BSE")
Phiroze Jeejeebhoy Towers,
Dalal Street
Mumbai – 400 001

The Company pays annual listing fee to NSE and BSE. No shares of your Company were delisted during the financial year 2019-20. The Global Depository Shares ("GDS") are listed on Luxembourg Stock Exchange.

EXTRACT OF ANNUAL RETURN

The extract of annual return in Form MGT-9 in terms of the provisions of Section 92 (3) of the Companies Act, 2013 is annexed herewith as **Annexure –V** and is also posted on the website of your Company which can be accessed at the link: http://jshlstainless.com/annualreports.html

NUMBER OF BOARD MEETINGS

The Board of Directors met four times during the financial year ended on 31st March, 2020. The details of Board Meetings and the attendance of the Directors are provided in the Corporate Governance Report forming part of this Annual Report.

WHISTLE BLOWER POLICY / VIGIL MECHANISM

Pursuant to the provisions of Section 177(9) of the Companies Act, 2013 read with Rule 7 of the Companies (Meetings of Board and its Powers) Rules, 2014 and Regulation 22 of the SEBI LODR, your Company has a Vigil Mechanism namely, Whistle Blower Policy for directors, employees and business partners to report genuine concerns about unethical behavior, actual or suspected fraud or violation of your Company's Code of Conduct or ethics policy.

The Whistle Blower Policy can be accessed on the Company's website at the link: http://jshlstainless.com/pdf/Whistle%20Blower%20Policy-JSHL.pdf

PARTICULARS OF LOANS, GUARANTEES OR INVESTMENTS BY THE COMPANY UNDER SECTION 186 OF THE COMPANIES ACT, 2013

The particulars of loans, guarantees or investments by the Company under Section 186 of the Companies Act, 2013 are stated in Notes to Accounts, forming part of the Annual Report.

CONTRACTS OR ARRANGEMENTS WITH RELATED PARTIES

All related party transactions that were entered and executed during the year under review were at arms' length basis. As per the provisions of Section 188 of the Companies Act, 2013 and Rules made thereunder read with Regulation 23 of SEBI LODR, your Company had obtained approval of the Audit Committee under omnibus approval route and / or under specific agenda before entering into such transactions.

Particulars of contracts or arrangements entered into by the Company with the related parties referred to in Section 188(1) of the Companies Act, 2013, in prescribed form AOC-2, is attached as **Annexure – VI** to this Report.

Your Directors draw attention of the members to Notes to the financial statements, which inter alia set out related party disclosures. The Policy on materiality of related party transactions and dealing with related party as approved by the Board may be accessed on your Company's website at the link: http://www.jshlstainless.com/pdf/Policy%20on%20dealing%20with%20Related%20Party%20Transactions%20JSHL.pdf

In terms of Regulation 23 of the SEBI LODR, approval of the members for all material related party transactions will be taken at the ensuing AGM. During the Financial year 2019-20, there was no transaction with person or entity belonging the promoter/promoter group which hold(s) 10% or more shareholding in the Company.

THE CHANGE IN THE NATURE OF BUSINESS, IF ANY

There has been no change in the nature of Company's business during the financial year ended on 31st March, 2020.

COVID 19 IMPACT

Due to the outbreak of Coronavirus Disease 2019 (COVID-19), declared a pandemic by the World Health Organization, the nationwide lockdown was imposed by the Central and State Government(s) to control the spread of the disease. Accordingly the manufacturing facilities of the Company remained closed from 25th March, 2020 to 6th May, 2020. In compliance with the directives issued by the Government, the Company resumed partial operations on 7th May, 2020 in a phased manner. The Company ensured the health and safety of all involved stakeholders by enforcing all published Government guidelines for social distancing and safety. As per the resumption plan of the Company, operations will be ramped-up gradually aligned with the market outlook.

The aforesaid lockdown has disturbed the economic activity through interruption in manufacturing process, disruption in supply chain, etc. The Company believes that due to strong business fundamentals, this pandemic may not have a significantly adverse impact on the operations and performance of the Company in the long term. Furthermore, the Company has also constituted an internal cross-functional COVID task force that is monitoring the situation on a real time basis for immediate course corrections and stabilising business operations.

POLICY ON DIRECTORS' APPOINTMENT AND REMUNERATION POLICY

The Company's policy on directors' appointment and remuneration and other matters provided in Section 178(3) of the Act has been disclosed in the Corporate Governance Report.

The NRC considers the best remuneration practice in the industry and while fixing the appropriate remuneration package and for administering the long-term incentive plans. Further, the compensation and packages of the Directors, key Managerial Personnel, Senior Management and other employees is designed in terms of remuneration policy framed by the NRC. The remuneration policy of your company can be viewed at the following link: www. jshlstainless.com/pdf/Remuneration%20Policy.pdf

MATERIAL CHANGES AND COMMITMENTS, IF ANY, AFFECTING THE FINANCIAL POSITION OF THE COMPANY

There were no material changes and commitments affecting the financial position of the Company which occurred between the end of the financial year to which this financial statement relates on the date of this report.

ANY SIGNIFICANT AND MATERIAL ORDERS PASSED BY THE REGULATORS OR COURTS OR TRIBUNALS IMPACTING THE GOING CONCERN STATUS AND COMPANY'S OPERATIONS IN FUTURE

During the financial year 2019-20, there were no such significant material orders passed by the regulators or courts or tribunals impacting the going concern status and company's operations in future.

SECRETARIAL STANDARDS

The Directors state that applicable Secretarial Standards, i.e., SS-1 and SS-2, relating to 'Meetings of the Board of Directors' and 'General Meetings', respectively, have been duly followed by the Company.

DIRECTORS' RESPONSIBILITY STATEMENT

Pursuant to the requirement under Section 134(5) of the Companies Act, 2013 with respect to Directors' Responsibility Statement, it is hereby confirmed that:

(a) in the preparation of the annual accounts, the applicable accounting standards have been followed along with proper explanation relating to material departures;

(b) the Directors have selected such accounting policies and applied them consistently and made judgments and estimates that are reasonable and prudent so as to give a true and fair view of the state of affairs of the Company as at 31st March, 2020 and of the profit and loss of the Company for the year ended on that date;

(c) the Directors have taken proper and sufficient care for the maintenance of adequate accounting records in accordance with the provisions of the Companies Act, 2013 for safeguarding the assets of the Company and for preventing and detecting fraud and other irregularities;

(d) the Directors have prepared the annual accounts of the Company on a 'going concern' basis.

(e) the Directors have laid down internal financial controls to be followed by the Company and such internal financial controls are adequate and were operating effectively.

(f) the Directors have devised proper systems to ensure compliance with the provisions of all applicable laws and such systems were adequate and operating effectively.

CORPORATE GOVERNANCE

A separate section on Corporate Governance and certificate from the Practicing Company Secretary regarding compliance of conditions of Corporate Governance as stipulated under Securities and Exchange Board of India (Listing Obligations and Disclosure Requirements) Regulations, 2015, form part of the Annual Report.

OTHER DISCLOSURES

Your Directors state that no disclosure or reporting is required in respect of the following items as there were no transactions pertaining to the below items during the period under review:

a) Issue of equity shares with differential voting rights as to dividend, voting or otherwise.

b) Issue of shares (including sweat equity shares) to the employees of the Company under any Scheme.

c) Neither the Managing Director(s) nor the Whole-time Director of the Company receive any remuneration or commission from any of the subsidiary companies.

ACKNOWLEDGEMENT

Your Directors would like to express their gratitude for the valuable assistance and co-operation received from shareholders, banks, government authorities, customers and vendors. Your Directors also wish to place on record their appreciation for the committed services of all the employees of the Company.

For and on behalf of the Board of Directors

Abhyuday Jindal
Managing Director
DIN: 07290474

Jagmohan Sood
Whole Time Director
DIN: 08121814

Place : Hisar
Date : June 10, 2020

Annexure - I to Directors Report

CONSERVATION OF ENERGY, TECHNOLOGY ABSORPTION AND FOREIGN EXCHANGE EARNINGS AND OUTGO PURSUANT TO PROVISIONS OF SECTION 134 OF THE COMPANIES ACT, 2013 READ WITH THE COMPANIES (ACCOUNTS) RULES, 2014.

(A) CONSERVATION OF ENERGY

As a part of continued efforts towards energy conservation, some of the important energy conservation initiatives taken during the year 2019-20 in different areas are as under:

(a) The steps taken or impact on conservation of energy

- Adopted the ISO 50001:2018 to improve the energy management system and energy performance by improving the "Convenience", "Adequacy", and "Efficiency"
- Variable frequency enabled rotary screw type air compressor to avoid poor capacity utilization, thus improved specific power consumption.
- Energy efficient centrifugal compressors leading to a reduction in specific power consumption (kW/CFM) resulting in savings in energy consumption.
- Reduction in the utilisation of compressed air by which achieved substantial conservation of energy, arrested leakages in the distribution network, replaced faulty pneumatic instrumentation and removed dead network, resulting in conservation of natural resources.
- Installed separate descaling water pumping system units in stakle and strip mills and automated with the process parameters avoid continuous full load working of descaling system
- Replacement of metallic blades in the process cooling tower fans with Fiber Reinforced Plastic (FRP) blades to reduce the power consumption
- To reduce energy consumption in plant and other facility illumination, replacement of conventional fluorescent lighting with LED lighting were undertaken during the year.
- Process cooling water pumps of the capacity of 185 kW replaced by 139 kW Pumps in SPD division, resulting in the conservation of natural resources.
- Improvements in fuel efficiency of the furnaces by modification in bullnose design.
- The above schemes are expected to result in total energy savings of 1,350 tonnes of oil equivalent per annum of fuel oil.

(b) The steps taken by the Company for utilising alternate sources of energy

In continuation of the steps taken last year, we expanded the use of natural resources of solar power in plant and support facilities. Also, the increased use of green fuels in place of conventional fossil fuels in the reheating furnaces. An alternative source of water resources was tapped by optimisation of rainwater harvesting.

- Installation of a rooftop solar PV system of the capacity of 200 kWp to increase the renewable energy capacity.
- Increase the share of environment-friendly green biofuel by 3% in total thermal energy consumption.
- The adoption of alternate sources of energy initiative will mitigate 3,850 Tons of CO_2.

(c) The capital investment on energy conservation equipments

Keeping our plans for a long term energy conservation goal, this year we invested in many areas of energy conservation and environmental preservation;

- Total investment towards energy efficiency and technology upgradations including inverter type air compressors, centrifugal air compressors, descaling pumping system, etc. was ₹ 575 lakh.
- Investment incurred to retrofitting of energy conservation measures and adoption of best-operating practices is about ₹ 425 lakh.
- Beyond the above, the company has invested a total of ₹ 95 lakh towards harnessing energy from renewable energy sources.

(d) Awards

The efforts of the company towards energy and environment conservation aspect has been recognised and awarded by various societies and organisations

- Awarded 'Best Energy Efficient Unit' Award in 20th National Award for Excellence in Energy Management organized by Confederation of Indian Industry (CII) Hyderabad.
- Won Platinum Award in "Iron & Steel Sector" in SEEM National Energy Management Award 2019.
- Won Innovation category award in 3rd CII energy circle completion 2019 Delhi.
- Won 7 excellence & 1 par excellence at NCQC-2019.

(e) Impact Created

- Impact on cost of production: The implemented energy conservation measures and adoption of alternate energy resources have resulted in reduced consumption of electrical and thermal energy at various load centers and helped in containing the energy costs despite the hike in fuel price and electricity tariff. The cumulative monetary benefits are estimated to be ₹ 2,560 lakh during the financial year.
- Total energy consumption and specific energy consumption: The reduction in the specific power consumption (energy per tonne of product) during the PAT cycle – 2 was 6.3%, even though our operations are energy-intensive in nature.

Annexure - I to Directors Report

(B) TECHNOLOGY ABSORPTION

(i) The efforts made towards technology absorption; and the benefits derived like product improvement, cost reduction, product development or import substitution.

Development of new products to diversify product mix:

- Development of EN 1.4547 (Super austenitic) grade in 0.5 mm thickness.
- Development of anti microbial grade 430-Cu for utensil application.
- Development of new electrode quality grades EQ316L & EQ309LMo for weld overlay application.
- Development of high sulfur (S >0.15%) grade 316F for food and pharmaceutical processing equipment.
- Development of grade 430J1L for BS6 auto exhausts application.
- Development of grade 304J1 for water purifier tank application.

Development of customized & value added products:

- Development of customized variant of 441 grade for automotive tube application.
- Development of roll bonded clad plate using Ni based super-alloys for FGD application.
- Surface quality improvement for 15CDV6 grade in cold rolled product (< 6 mm).
- Established welding process parameters of ultra high strength martensite steel using different welding electrodes.

Benefits derived from process improvement:

- Minimization of hydrogen content in martensitic steel through modification of steel making practice.
- Optimization of properties of grade 201 (4% Ni) for precision strip application.
- Quality improvement of JT grade through modification of annealing parameters.
- Yield improvement of EQ24.13LNb by modification of hot rolling process parameters.
- Established hot rolling process parameters for manufacturing of UNS S32205 Grade in 4 mm thickness, leading to improve productivity in thinner gauge.
- Quality improvement of EN 1.4116 grade for knife application

Future plan of action:

- Manufacturing of Ni based super-alloy.
- Development of High Aluminium (>4%) Ferritic Stainless Steels for automotive catalytic converter.
- Maximize cost reduction through optimization of raw material.

Major technological projects completed in financial year 2019-20

- Induction furnace, 03 nos, Capacity 45 MT each- Market competitiveness and process cost saving project
- Homogenization furnace, 1200 MT/month - capacity enhancement and quality improvement project for JBS grades
- Tandem mill modification - Convert to Hydraulic semi Auto gauge control for minimize gauge variation & improve flatness
- Wider BA line modification in CRD-2 - capacity enhance and quality improvement project to achieve BA finish.

(ii) in case of imported technology (imported during the last three years reckoned from the beginning of the financial year):

- Schuler MRV 150 Ringmaster press for Capacity enhancement of Bimetallic Blanks
- Automatic Inspection Machine (By Proditec France) for Improvement in product inspection by use of a combination of matrix camera and laser.

(iii) Expenditure incurred on Research and Development (R&D)

(₹ in Crore)

		2019-20	2018-19
a)	Capital	0.00	0.04
b)	Revenue	10.39	17.09
	Total	**10.39**	**17.13**
c)	Total R&D expenditure as a percentage of turnover	0.12%	0.19%

Foreign Exchange Earnings & Outgo

(₹ in Crore)

	2019-20
Foreign Exchange Earnings	1103.84
Foreign Exchange Outgo	1247.45

Annexure - II to Directors Report

Details of remuneration under section 197(12) of Companies Act, 2013 read with Rule 5(1) of the Companies (Appointment and Remuneration of Managerial Personnel) Rules, 2014 for the year ended 31st March, 2020:

a. The ratio of the remuneration of each director to the median remuneration of the employees of the Company for the financial year:

Sl. No.	Name of Director	Designation	Ratio of Remuneration of Director to the median remuneration of Employees*
1	Mr. Ratan Jindal**	Chairman	213.6 : 1
2	Mr. Abhyuday Jindal	Managing Director	130.8 : 1
3	Mr. Jagmohan Sood	Whole-time Director	32.6 : 1

* *Since Non-executive Directors received no remuneration, except sitting fees for attending Board/Committee meetings, the required details are not applicable.*

** *Received remuneration by way of commission only, within the limits as approved by the shareholders of the Company.*

b. The percentage increase in remuneration of each Director, Chief Financial Officer, Chief Executive Officer, Company Secretary or Manager, if any, in the financial year:

Sl. No.	Name	Designation	Percentage increase in Remuneration*
1	Mr. Ratan Jindal**	Chairman	0.85%
2	Mr. Abhyuday Jindal	Managing Director	NIL
3	Mr. Jagmohan Sood	Whole-time Director	46.8%***
4	Mr. Ramnik Gupta	Chief Financial Officer	Not comparable as employed for part of FY 2018-19
5	Mr. Bhartendu Harit	Company Secretary	13.4%

* *Since Non-executive Directors received no remuneration, except sitting fees for attending Board/Committee meetings, the required details are not applicable.*

** *Received remuneration by way of commission only, within the limits as approved by the shareholders of the Company.*

*** *The increased remuneration includes compensation for entrusting additional responsibilities during the financial year 2019-20.*

c. The percentage increase in the median remuneration of employees in the financial year: 8.6%

d. The number of permanent employees on the rolls of the Company: 2,364 (excluding contractual employees)

e. **Average percentile increase already made in the salaries of employees other than the managerial personnel in the last financial year and its comparison with the percentile increase in the managerial remuneration and justification thereof and point out if there are any exceptional circumstances for increase in the managerial remuneration:** The median percentage increase made in the salaries of employees other than the managerial personnel was 8.76% while the increase in the remuneration of managerial personnel was 12.21%.

f. It is further affirmed that remuneration paid to Directors and Key Managerial Personnel was as per the Remuneration Policy of the Company.

For and on behalf of the Board of Directors

Abhyuday Jindal
Managing Director
DIN: 07290474

Jagmohan Sood
Whole Time Director
DIN: 08121814

Place : Hisar
Date : June 10, 2020

Annexure - III (a) to Directors Report

Form No. MR-3

SECRETARIAL AUDIT REPORT

FOR THE FINANCIAL YEAR ENDED ON MARCH 31, 2020

[Pursuant to Section 204(1) of the Companies Act, 2013 and Rule No.9 of the Companies (Appointment and Remuneration Personnel) Rules, 2014]

To,
The Members,
Jindal Stainless (Hisar) Limited
O.P. Jindal Marg
Hisar- 125005

We have conducted the secretarial audit of the compliance of applicable statutory provisions and the adherence to good corporate practices by **Jindal Stainless (Hisar) Limited** hereinafter called ("**the Company**") for the financial year ended 31st March, 2020 ['**Audit Period**']. Secretarial Audit was conducted in a manner that provided us a reasonable basis for evaluating the corporate conducts/statutory compliances and expressing our opinion thereon.

Based on our verification of the Company's books, papers, minute books, forms and returns filed and other records maintained by the Company as provided in Annexure- 1 and also the information provided by the Company, its officers, agents and authorized representatives during the conduct of secretarial audit, we hereby report that in our opinion, the Company has, during the audit period complied with the statutory provisions listed hereunder and also that the Company has proper Board-processes and compliance-mechanism in place to the extent, in the manner and subject to the reporting made hereinafter:

We have examined the books, papers, minutes book, forms and returns filed and other records as maintained by the Company for the financial year ended on 31st March, 2020 according to the provisions of:

1. The Companies Act, 2013 (the "Act") and the rules made thereunder including any re-enactment thereof;
2. The Securities Contracts (Regulation) Act, 1956 ("SCRA") and the rules made thereunder;
3. The Depositories Act, 1996 and the regulations and bye-laws framed thereunder;
4. Foreign Exchange Management Act, 1999 and the rules and regulations made thereunder to the extent of Foreign Direct Investment;
5. The following Regulations and Guidelines prescribed under the Securities and Exchange Board of India Act, 1992 ("SEBI Act"), to the extent applicable: -
   a. The Securities and Exchange Board of India (Listing Obligations and Disclosure Requirements) Regulations, 2015;
   b. The Securities and Exchange Board of India (Substantial Acquisition of Shares and Takeovers) Regulations, 2011;
   c. The Securities and Exchange Board of India (Prohibition of Insider Trading) Regulations, 2015;
   d. The Securities and Exchange Board of India (Registrars to an Issue and Share Transfer Agents) Regulations, 1993;
6. Laws specifically applicable to the Industry to which the Company belongs, as identified and compliance whereof as confirmed by the management, that is to say:
   a. Payment of Wages Act, 1936
   b. The Payment of Undisbursed Wages (Mines) Rules, 1989

   We have also examined compliance with the applicable clauses of the Secretarial Standards for Board Meetings (SS-1) and for General Meetings (SS-2) issued by the Institute of Company Secretaries of India.

During the audit period, the Company has complied with the provisions of the Act, Rules, Regulations, Guidelines, etc. as mentioned above.

Management and Auditor Responsibility:

1. Maintenance of secretarial records is the responsibility of the management of the Company. Our responsibility is to express an opinion on these secretarial records based on our audit;
2. We have followed the audit practices and the processes as were appropriate to obtain reasonable assurance about the correctness of the contents of the secretarial records. The verification was done on test basis to ensure that correct facts are reflected in secretarial records. We believe that the processes and practices, we followed provide a reasonable basis for our opinion;
3. Wherever our Audit has required our examination of books and records maintained by the Company, we have also relied upon electronic versions of such books and records, as provided to us through online communication. Wherever for the purposes of our Audit, there was a need for physical access to any of the places of business of the Company, the same has not been uniformly possible in view of the prevailing lockdown.
4. We have not verified the correctness and appropriateness of financial records and Books of Accounts of the Company as well as correctness of the values and figures reported in various disclosures and returns as required to be submitted by the Company under the specified laws, though we have relied to a certain extent on the information furnished in such returns;
5. Wherever required, we have obtained the Management Representation about the compliance of laws, rules and regulations and happening of events etc;
6. The compliance of the provisions of Corporate and other applicable laws, rules, regulations, standards is the responsibility of management. Our examination was limited to the verification of procedure on test basis;
7. Due to the inherent limitations of an audit including internal, financial, and operating controls, there is an unavoidable risk that some misstatements or material non compliances may not be detected, even though the audit is properly planned and performed in accordance with audit practice;

Annexure - III (a) to Directors Report

8. The contents of this Report has to be read in conjunction with and not in isolation of the observations, if any, in the report(s) furnished/to be furnished by any other auditor(s)/agencies/authorities with respect to the Company;
9. The Secretarial Audit report is neither an assurance as to the future viability of the Company nor of the efficacy or effectiveness with which the management has conducted the affairs of the Company.

Recommendations as a matter of best practice:

In the course of our audit, we have made certain recommendations for good corporate practices to the compliance team, for its necessary consideration and implementation by the Company.

We further report that:

The Board of Directors of the Company is duly constituted with proper balance of Executive Directors, Non-Executive Directors and Independent Directors. The changes in the composition of the Board of Directors that took place during the period under review were carried out in compliance with the provisions of the Act.

Adequate notice is given to all directors to schedule the Board Meetings, agenda and detailed notes on agenda were sent at least seven days in advance, and a system exists for seeking and obtaining further information and clarifications on the agenda items before the meeting and for meaningful participation at the meeting.

Majority decision was carried through, while there were no minuted instances of dissent in Board or Committee meetings.

We further report that there are adequate systems and processes in the Company commensurate with the size and operations of the Company to monitor and ensure compliance with applicable laws, rules, regulations and guidelines.

We further report that during the Audit Period, the Company has not undertaken any specific event/action that can have a major bearing on the company's compliance responsibility in pursuance of the above referred laws, rules, regulations, guidelines, standards, etc., except as follows:

1. **Alteration of object clause of Memorandum of Association (MoA) of the Company:**

   During the Audit, the shareholders approved alteration of MoA of the Company on January 12, 2020 by substituting Clause III (A)(4) of the Memorandum of Association of the Company to insert new clause enabling the Company to carry on the business concerning arms and ammunition, auto parts and rail coach/ wagon/ locomotives.

For M/s Vinod Kothari & Company
Practicing Company Secretaries

Vinita Nair
Senior Partner
Membership No. F10559
C P No.:11902
UDIN: F010559B000329350

Place: Mumbai
Dated: June 9, 2020

Annexure- 1

LIST OF DOCUMENTS

1. Minutes of the following meetings (final draft of signed minutes provided through electronic mode on account of lockdown due to COVID-19)
   a) Board Meeting;
   b) Audit Committee;
   c) Nomination and Remuneration Committee;
   d) Stakeholders Relationship Committee;
   e) Corporate Social Responsibility Committee;
   f) Sub –Committee of Board of directors meeting;
   g) Separate Meeting of Independent Directors;
   h) Annual General meeting;
2. Annual Report 2018-19;
3. Notice and Agenda for Board and Committee Meeting on sample basis.
4. Memorandum and Articles of Association;
5. Disclosures under Act, 2013 and Listing Regulations;
6. Policies framed under Act, 2013 and Listing Regulations;
7. Forms and returns filed with the ROC (and under FEMA);
8. Checklists duly filled for specific laws;
9. Registers maintained under Act, 2013;
10. Disclosures under SEBI (Prohibition of Insider Trading) Regulations, 2015
11. Disclosures under SEBI (Substantial Acquisition of Shares and Takeover) Regulations, 2011.

Annexure - III (b) to Directors Report

Form No. MR-3

SECRETARIAL AUDIT REPORT

FOR THE FINANCIAL YEAR ENDED ON MARCH 31, 2020

[Pursuant to Section 204(1) of the Companies Act, 2013 and Rule No.9 of the Companies (Appointment and Remuneration Personnel) Rules, 2014]

To,
The Members,
Jindal Stainless Steelway Limited
Village Pathredi, Bilaspur, Tauru Road
Gurgaon 122413
CIN: U27109HR2004PLC082454

We have conducted the Secretarial Audit of the compliance of applicable statutory provisions and the adherence to good corporate practices by M/s Jindal Stainless Steelway Limited (hereinafter called "the Company"), having its Registered Office at Village Pathredi, Bilaspur, Tauru Road Gurgaon 122413. Secretarial Audit was conducted in a manner that provided us a reasonable basis for evaluating the corporate conducts/statutory compliances and expressing our opinion thereon.

Based on our verification of the M/s Jindal Stainless Steelway Limited books, papers, minute books, forms and returns filed and other records maintained by the Company and also the information provided by the Company, its officers, agents and authorized representatives during the conduct of Secretarial Audit, we hereby report that in our opinion, the Company has, during the audit period covering the financial year ended on March 31, 2020 complied with the statutory provisions listed hereunder and also that the Company has proper Board processes and compliance-mechanism in place to the extent, in the manner and subject to the reporting made hereinafter:

We have examined the books, papers, minute books, forms and returns filed and other records maintained by M/s Jindal Stainless Steelway Limited ("the Company") for the financial year ended on March 31, 2020 according to the applicable provisions of:

I. The Companies Act, 2013 & The Companies Act,1956 ("the Acts") and the rules made there under;

II. The Securities Contracts (Regulation) Act, 1956 ('SCRA') and the rules made there under;

III. The Depositories Act, 1996 and the Regulations and Bye-laws framed there under;

IV. Foreign Exchange Management Act, 1999 and the rules and regulations made there under to the extent of Foreign Direct Investment, Overseas Direct Investment and External Commercial Borrowings;

V. The following Regulations and Guidelines to the extent applicable as prescribed under the Securities and Exchange Board of India Act, 1992 ('SEBI Act')- Not applicable being an unlisted Company

   a. The Securities and Exchange Board of India (Substantial Acquisition of Shares and Takeovers) Regulations, 2011;

   b. The Securities and Exchange Board of India (Prohibition of Insider Trading) Regulations, 1992;

   c. The Securities and Exchange Board of India (Issue of Capital and Disclosure Requirements) Regulations, 2009;

   d. The Securities and Exchange Board of India (Employee Stock Option Scheme and Employee Stock Purchase Scheme) Guidelines, 1999;

   e. The Securities and Exchange Board of India (Issue and Listing of Debt Securities) Regulations, 2008;

   f. The Securities and Exchange Board of India (Registrars to an Issue and Share Transfer Agents) Regulations, 1993 regarding the Companies Act and dealing with client;

   g. The Securities and Exchange Board of India (Delisting of Equity Shares) Regulations, 2009; and

   h. The Securities and Exchange Board of India (Buyback of Securities) Regulations, 1998;

We have also examined compliance with the applicable clauses of the following:

I. Secretarial Standards issued by the Institute of Company Secretaries of India.

II. The Company has not entered into listing Agreement with any of the Stock Exchange(s). Therefore, there is no listing agreement with the Company for any compliance therewith.

During the period under review the Company has complied with the provisions of the Act, Rules, Regulations, Guidelines, Standards, etc. mentioned above subject to following observations: NIL

We further report that

The Board of Directors of the Company is duly constituted with proper balance of Executives Directors, Non- Executive Directors and Independent Directors. The changes in the composition of the Board of Directors that took place during the period under review were carried out in compliance with the provisions of the Act.

Adequate notice is given to all directors to schedule the Board Meetings, agenda and detailed notes on agenda were sent at least seven days in advance and a system exists for seeking and obtaining further information and clarifications on the agenda items before the meeting and for meaningful participation at the meeting.

Annexure - III (b) to Directors Report

Majority decision is carried through while the dissenting members' views are captured and recorded as part of the minutes.

We further report that there are adequate systems and processes in the Company commensurate with the size and operations of the Company to monitor and ensure compliance with applicable laws, rules, regulations and guidelines.

We further report that during the audit period, the Company has completed Buyback of shares as announced on 7th August, 2019. Pursuant to the offer, the company has bought back and extinguished 31,05,257 Equity Shares of ₹ 10 Each. Further during the Audit period Company has also altered its Memorandum of Association for shifting of its Registered office from NCT of Delhi to State of Haryana and same has been approved by Regional Director, Northern Region vide its order dated 14th August, 2019. Except the above there were no other specific events / actions occurred having major impact on the Company Affairs.

FOR KHADRIYA & CO.
COMPANY SECRETARIES
FRN: S2017DE470400

(CS RAHUL KHADRIYA)
PROPRIETOR
M. NO. FCS- 8558
CP No. 10166
UDIN: F008558B000314754

Date: 03.06.2020
Place: New Delhi

Note: This report is to be read with our letter of even date which is annexed as Annexure -A and forms an integral part of this report.

ANNEXURE -A TO THE SECRETARIAL AUDIT REPORT

To,
The Members,
Jindal Stainless Steelway Limited
Village Pathredi, Bilaspur, Tauru Road
Gurgaon 122413
CIN: U27109HR2004PLC082454

Our Report of even date is to be read along with this letter.

1. Maintenance of secretarial record is the responsibility of the Management of the Company. Our responsibility is to express an opinion on these secretarial records based on our audit.
2. We have followed the audit practices and processes as were appropriate to obtain reasonable assurance about the correctness of the contents of the secretarial records. The verification was done on the random test basis to ensure that correct facts are reflected in secretarial records. We believe that the processes and practices, we followed provide a reasonable basis for our opinion.
3. We have not verified the correctness and appropriateness of Financial Records and Books of Accounts of the Company.
4. Wherever required, we have obtained the Management representation about the compliance of laws, rules and regulations and happening of events etc.
5. The compliance of the provisions of Corporate and other applicable laws, rules, regulations, standards, is the responsibility of Management. Our examination was limited to the verification of procedures on random test basis.
6. The Secretarial Audit Report is neither an assurance as to the future viability of the Company nor of the efficiency or effectiveness with which the Management has conducted the affairs of the Company.

FOR KHADRIYA & CO.
COMPANY SECRETARIES
FRN: S2017DE470400

(CS RAHUL KHADRIYA)
PROPRIETOR
M. NO. FCS- 8558
CP No. 10166
UDIN: F008558B000314754

Date: 03.06.2020
Place: New Delhi

Annexure - IV to Directors Report

ANNUAL REPORT ON CORPORATE SOCIAL RESPONSIBILITY

1. A brief outline of the company's CSR policy, including overview of projects or programs proposed to be undertaken and a reference to the weblink to the CSR policy and projects or programs.

   A brief outline of the Company's CSR Policy is given in the Directors' Report.

   Web-link: http://jshlstainless.com/pdf/JSHL%20CSR%20Policy.pdf

2. The composition of the CSR Committee:

Mrs. Deepika Jindal	-	Chairperson of the Committee
Mr. Jagmohan Sood	-	Member
Mr. Kanwaljit Singh Thind	-	Member

3. Average net profit ** of the Company for last three financial years: ₹ 44,454.74 Lakh
4. Prescribed CSR Expenditure (two percent of the amount as in item 3 above): ₹ 889.09 Lakh
5. Details of CSR spent during the financial year.
   a. Total amount to be spent for the financial year: ₹ 889.09 Lakh
   b. Total amount spent in the financial year: ₹ 892.17 Lakh
   c. Amount unspent, if any: Nil
   d. Manner in which the amount spent during the financial year is detailed below:

(Amount in ₹)

1	2	3	4	5	6	7	8
S. No.	**CSR project or activity identified**	**Sector in which the project is covered**	**Projects or programs Local area or other. Specify the state and district where projects or programs was undertaken**	**Amount actually outlay (budget) project or programs wise**	**Amount spent on the project or programs sub-heads: (1) Direct Expenditure on projects or programs (2) Overheads:**	**Cumulative expenditure upto the reporting period**	**Amount spent: Direct or through implementing agency ##**
1	Deaf School Empowerment; Computer aided Learning Station; Smart Classes for Schools; Scholarship & fees assistance to needy persons; Educational institutional support, Skill Training - for local Youths in Beauty & Wellness, Dress Designing & Fashion Technology Course / Sewing centers, IT, Advance Electrical; Early Childhood Education; Students to Scholar Programme; Village Library; Digital Equaliser Programme; Subject teachers for School; Computer Education for School; Documentation of the data in mobile app; Road Safety program in Schools; Educational Books Distribution; community based educational shows/ events and exhibitions: Support for sensitization and awareness program on disability & Human Rights.	Promoting Education & Enhancing Vocational Skills	Local area of District Hisar & Sonipat of Haryana Local area of District Delhi Local area of District Jajpur of Odisha Local area of Dausa District of Rajasthan	3,16,10,992	3,15,10,992	8,06,19,964	Both Direct and through implementing Agency

Annexure - IV to Directors Report

(Amount in ₹)

1	2	3	4	5	6	7	8
S. No.	CSR project or activity identified	Sector in which the project is covered	Projects or programs Local area or other. Specify the state and district where projects or programs was undertaken	Amount actually outlay (budget) project or programs wise	Amount spent on the project or programs sub-heads: (1) Direct Expenditure on projects or programs (2) Overheads:	Cumulative expenditure upto the reporting period	Amount spent: Direct or through implementing agency ##
2	Stitching & Tailoring training Centres; Women Self help Groups; Livelihood Promotion Activities such as food processing unit; ASMITA Boutique, ASMITA Production centre, Sahaja Sanitary Napkin unit; Boutique centers, Income generating activities through diary, goat and sheep rearing project, poultry farming, mushroom cultivation etc. are promoted through SHGs; Create awareness on women's health and nutrition at village level; Promotion of Golden Grass Project among artisans to retain traditional art & craft at village level.	Promoting Gender Equality & Empowering Women	Local area of District Hisar of Haryana Local area of District Jajpur of Odisha	48,30,609	47,30,276	1,50,94,368	Both Direct and through implementing Agency
3	Restoration and maintenance of park and other public places; Support to the Gaushala	Ensuring environmental sustainability, ecological balance and Animal welfare	Local area of District Hisar of Haryana	89,13,088	89,13,088	1,87,32,199	Both Direct and through implementing Agency
4	Save the Girl Child; Improving Maternal & Child Health; Cancer awareness & early detection camps; school program on adolescent health & hygiene; Promotion of preventive healthcare for the underprivileged; Static and Mobile Health Clinics with free dispense of medicines in villages; Dental Care Units; Creating and sensitization on health awareness on various issues at community level.	Promoting Health Care	Local area of District Hisar of Haryana Local area of District Jajpur of Odisha	58,38,788	57,13,338	1,51,87,730	Both Direct and through implementing Agency

Annexure - IV to Directors Report

(Amount in ₹)

1	2	3	4	5	6	7	8
S. No.	CSR project or activity identified	Sector in which the project is covered	Projects or programs Local area or other. Specify the state and district where projects or programs was undertaken	Amount actually outlay (budget) project or programs wise	Amount spent on the project or programs sub-heads: (1) Direct Expenditure on projects or programs (2) Overheads:	Cumulative expenditure upto the reporting period	Amount spent: Direct or through implementing agency ##
5	Improving Farmers Income project, Safe Drinking Water project in Park and School; Solar water system for agriculture development, Doubling Farmers Income through farmers development project in 4 districts, Creation of Producer Group among SHG members in village and cluster level, Promotion of village sports for local youths	Rural Development Programme	Local area of District Hisar, Mewat and Gurugram of Haryana. Local areas of District Cuttack, Jajpur, Khurda and Puri of Odisha.	1,31,24,675	1,31,24,675	2,86,60,380	Both Direct and through implementing Agency
6	Financial assistance to the Odisha State Disaster Management Authority for relief work due to Cyclone Fani; Support to the needy families during the spread of COVID 19	Emergencies and Relief work	Local area of District Hisar of Haryana Local area of District Jajpur of Odisha Local area of District Delhi	2,19,76,855	2,19,76,855	2,19,76,855	Both Direct and through implementing Agency
7	Administration Expenses	Admin. Overheads		8,62,782	32,47,629	51,03,776	Direct
	Total			**8,71,57,789**	**8,92,16,853**	**18,53,75,272**	

6. In case the Company has failed to spend the two per cent of the average net profit of the last financial years or any part thereof, the reasons for not spending the amount in its Board Report: Not Applicable.

7. A responsibility statement of the CSR Committee of the Company that the implementation and monitoring of CSR Policy, is in compliance with the CSR Objectives and Policy of the Company: It is herby stated that the implementation and monitoring of the CSR Policy, is in compliance with CSR Objectives and Policy of the Company.

***** For the purpose of Section 135," average net profit" has been calculated in accordance with the provisions of Section 198 of the Companies Act, 2013***

Name of implementing agency: Jindal Stainless Foundation having Registered Office at SCF No. 126, C U E - 1, Hisar - 125001.

Annexure - V to Directors Report

Form No. MGT-9

EXTRACT OF ANNUAL RETURN
as on the financial year ended on 31st March, 2020

[Pursuant to section 92(3) of the Companies Act, 2013 and rule 12(1) of the Companies (Management and Administration) Rules, 2014]

I. REGISTRATION AND OTHER DETAILS:

(i)	CIN	L27205HR2013PLC049963
(ii)	Registration Date	30th July, 2013
(iii)	Name of the Company	Jindal Stainless (Hisar) Limited
(iv)	Category / Sub-category of the Company	Public company limited by shares
(v)	Address of the Registered office and contact details	O.P. Jindal Marg, Hisar – 125005, Haryana Tel No.: (01662) 222471-83 Fax No.: (01662) 220499 Email:investorcare.jshl@jindalstainless.com
(vi)	Whether listed company Yes / No	Yes
(vii)	Name, Address and Contact details of Registrar and Transfer Agent, if any	Link Intime India Private Limited Noble Heights, 1st Floor, Plot NH2, C-1 Block LSC, Near Savitri Market, Janakpuri, New Delhi – 110 058 Phone No. (011) 41410592/93/94 Fax No. (011) 41410591 Email : delhi@linkintime.co.in

II. PRINCIPAL BUSINESS ACTIVITIES OF THE COMPANY:

All the business activities contributing 10% or more of the total turnover of the Company shall be stated:

Sl. No.	Name and Description of main products / services	NIC Code of the product / service	% to total turnover of the company
1.	Steel	2410	100%

III. PARTICULARS OF HOLDING, SUBSIDIARY AND ASSOCIATE COMPANIES:

Sl.	Name and address of the company	CIN/GLN	Holding / Subsidiary / Associate	% of shares held	Applicable Section
1	Jindal Stainless Steelway Limited Village Pathredi, Bilaspur, Tauru Road Gurgaon 122413	U27109HR2004PLC082454	Subsidiary	100.00	2(87)(ii)
2	JSL Lifestyle Limited 48th K.M. Stone, Delhi Rohtak Road, Village Rohad Tehsil Bahadurgarh Jhajjar, PIN: 124507	U74920HR2003PLC035976	Subsidiary	78.70	2(87)(ii)
3	Green Delhi BQS Limited Jindal Centre,12, Bhikaiji Cama Place, New Delhi – 110066	U45400DL2007PLC164938	Subsidiary	95.09	2(87)(ii)
4	JSL Media Limited 28, Najafgarh Road, New Delhi – 110015	U70102DL2007PLC170019	Subsidiary	99.94	2(87)(ii)
5	JSL Logistics Limited 28, Najafgarh Road,New Delhi – 110015	U63030DL2008PLC180599	Subsidiary	100.00	2(87)(ii)
6	Jindal Stainless Corporate Management Services Private Limited O.P. Jindal Marg, Hisar – 125005	U74140HR2013PTC049340	Associate	50	2(6)
7	Jindal Stainless Limited O.P. Jindal Marg, Hisar – 125005	L26922HR1980PLC010901	Associate	34.54	2(6)

Annexure - V to Directors Report

IV. SHARE HOLDING PATTERN (EQUITY SHARE CAPITAL BREAKUP AS PERCENTAGE OF TOTAL EQUITY):

i) Category-wise Share Holding (please refer notes)

	Category of Shareholders	No. of Shares held at the beginning of the year - 1st April, 2019 (Face value of ₹ 2/- each)				No. of Shares held at the end of the year- 31st March, 2020 (Face value of ₹ 2/- each)				% Change during the year
		Demat	Physical	Total	% of total shares	Demat	Physical	Total	% of total shares	
A.	**Promoters**									
(1)	**Indian**									
a.	Individual / HUF	637,469	-	637,469	0.27	637,469	-	637,469	0.27	-
b.	Central Govt.	-	-	-	-	-	-	-	-	-
c.	State Govt.(s)	-	-	-	-	-	-	-	-	-
d.	Bodies Corp.	56,891,250	-	56,891,250	24.38	56,891,250	-	56,891,250	24.38	-
e.	Banks / FI	-	-	-	-	-	-	-	-	-
f.	Any Other	-	-	-	-	-	-	-	-	-
	Sub-total (A) (1)	**57,528,719**	**-**	**57,528,719**	**24.39**	**57,528,719**	**-**	**57,528,719**	**24.39**	**-**
(2)	**Foreign**									
a.	NRIs – Individuals	7,532,171	-	7,532,171	3.19	7,532,171	-	7,532,171	3.19	-
b.	Other – Individuals	-	-	-	-	-	-	-	-	-
c.	Bodies Corp.	56,760,440	-	56,760,440	24.06	56,760,440	-	56,760,440	24.06	-
d.	Banks / FI	-	-	-	-	-	-	-	-	
e.	Any Other	-	-	-	-	-	-	-	-	-
	Sub-total (A) (2)	**64,292,611**	**-**	**64,292,611**	**27.25**	**64,292,611**	**-**	**64,292,611**	**27.25**	**-**
	Total shareholding of Promoter (A) = (A)(1)+(A)(2)	**121,821,330**	**-**	**121,821,330**	**51.63**	**121,821,330**	**-**	**121,821,330**	**51.63**	**-**
B.	**Public Shareholding**									
(1)	**Institutions**									
a.	Mutual Funds	5,167,542	14,300	5,181,842	2.20	5,101,899	14,300	5,116,199	2.17	0.03
b.	Banks / FI	347,355	22,560	369,915	0.16	92,374	22,560	114,934	0.05	0.11
c.	Central Govt.	-	-	-	-	-	-	-	-	-
d.	State Govt.(s)	-	-	-	-	-	-	-	-	-
e.	Venture Capital Funds	-	-	-	-	-	-	-	-	-
f.	Insurance Companies	-	-	-	-	182,745	-	182,745	0.08	0.08
g.	FIIs/ Foreign Portfolio Investors	49,386,888	13,520	49,400,408	20.94	486,01,883	13,520	48,615,403	20.61	0.33
h.	Foreign Venture Capital Funds	-	-	-	-	-	-	-	-	-
i.	Any Others: Alternate Investment Fund	3,195,000	-	3,195,000	1.35	7,345,000	-	7,345,000	3.11	1.76
	Sub-total (B) (1)	**58,096,785**	**50,380**	**58,147,165**	**24.65**	**61,323,901**	**50,380**	**61,374,281**	**26.01**	**1.36**
(2)	**Non-Institutions**									
a.	Bodies Corp.									
(i)	Indian	10,381,932	61,091	10,443,023	4.43	7,517,411	60,936	7,578,347	3.21	1.22
(ii)	Overseas	-	1,690	1,690	0.00	-	1,690	1,690	0.00	-
b.	Individuals									
(i)	Individual shareholders holding nominal share capital upto ₹ 2 lakh	20,370,660	2,434,035	22,804,695	9.67	20,232,234	2,319,450	22,551,684	9.56	0.11
(ii)	Individual shareholders holding nominal share capital in excess of ₹ 2lakh	3,902,951	-	3,902,951	1.65	3,809,478	-	3,809,478	1.61	0.04
(iii)	Others	31,69,117	5,40,380	3,709,497	1.57	3,172,831	520,710	3,693,541	1.57	-
	Sub-total (B) (2)	**37,824,660**	**3,037,196**	**40,861,856**	**17.32**	**34,731,954**	**2,902,786**	**37,634,740**	**15.95**	**1.37**
	Total shareholding of Public (B) = (B)(1)+(B)(2)	**95,921,445**	**3,087,576**	**99,009,021**	**41.96**	**96,055,855**	**2,953,166**	**99,009,021**	**41.96**	**-**
C.	**Shares held by Custodian for GDRs & ADRs**									
	Promoter & Promoter Group	14,234,984	-	14,234,984	6.03	14,234,984	-	14,234,984	6.03	-
	Public	869,350	-	869,350	0.37	869,350	-	869,350	0.37	-
	Grand Total (A)+(B)+(C)	**232,847,109**	**3,087,576**	**235,934,685**	**100**	**232,981,519**	**2,953,166**	**235,934,685**	**100**	**-**

Annexure - V to Directors Report

(ii) Shareholding of Promoters

S. No.	Shareholder's Name	No. of Shares held at the beginning of the year - 1st April, 2019 (Face value of ₹ 2/- each)			No. of Shares held at the end of the year - 31st March, 2020 (Face value of ₹ 2/- each)			
		No. of Shares	% of total Shares of the Company	% of Shares Pledged / encumbered to total shares	No. of Shares	% of total Shares of the Company	% of Shares Pledged / encumbered to total shares	% change in share holding during the year
1	Abhinandan Investments Limited	811,350	0.34	0.34	811,350	0.34	0.34	-
2	Abhyuday Jindal	22,180	0.01	-	22,180	0.01	-	-
3	Arti Jindal	14,390	0.01	-	14,390	0.01	-	-
4	Colarado Trading Co Ltd	2,074,930	0.88	0.88	2,074,930	0.88	0.88	-
5	Deepika Jindal	69,265	0.03	-	69,265	0.03	-	-
6	Ever Plus Securities & Finance Limited	1,157,835	0.49	0.49	1,157,835	0.49	0.49	-
7	Gagan Trading Company Limited	2,454,295	1.04	1.04	2,454,295	1.04	1.04	-
8	Goswamis Credits & Investments Ltd	877,795	0.37	0.37	877,795	0.37	0.37	-
9	Hexa Securities & Finance Co Ltd.	4,931,175	2.09	2.09	4,931,175	2.09	2.09	-
10	Jindal Equipment Leasing and Consultancy Services Limited	5,735,555	2.43	2.43	5,735,555	2.43	2.43	-
11	JSW Holdings Limited	460,720	0.2	-	460,720	0.2	-	-
12	Nalwa Sons Investments Limited	347,945	0.15	-	347,945	0.15	-	-
13	Kamal Kishore Bhartia	2,050	0.00	-	2,050	0.00	-	-
14	Manjula Finances Ltd	1,012,080	0.43	0.43	1,012,080	0.43	0.43	-
15	Mansarover Investments Limited	3,797,210	1.61	1.61	3,797,210	1.61	1.61	-
16	Meredith Traders Pvt Ltd	422,210	0.18	-	422,210	0.18	-	-
17	Nalwa Engineering Co Ltd	747,290	0.32	0.32	747,290	0.32	0.32	-
18	Nalwa Investment Limited	1,707,110	0.72	0.72	1,707,110	0.72	0.72	-
19	Naveen Jindal	12,768	0.01	-	12,768	0.01	-	-
20	Naveen Jindal HUF	107,860	0.05	-	107,860	0.05	-	-
21	Parth Jindal	27,575	0.01	-	27,575	0.01	-	-
22	Prithavi Raj Jindal	31,298	0.01	-	31,298	0.01	-	-
23	P R Jindal HUF	58,290	0.02	-	58,290	0.02	-	-
24	Ratan Jindal	7,424,148	3.15	3.15	7,424,148	3.15	3.15	-
25	R K Jindal & Sons HUF	13,940	0.01	-	13,940	0.01	-	-
26	Renuka Financial Services Ltd	886,620	0.38	0.38	886,620	0.38	0.38	-
27	Rohit Tower Building Ltd	31,200	0.01	-	31,200	0.01	-	-
28	S K Jindal and Sons HUF	33,330	0.01	-	33,330	0.01	-	-
29	Sangita Jindal	94,658	0.04	-	94,658	0.04	-	-
30	Sarika Jhunjhunwala	76,725	0.03	-	76,725	0.03	-	-
31	Saroj Bhartia	40	0.00	-	40	0.00	-	-
32	Savitri Devi Jindal	88,573	0.04	-	88,573	0.04	-	-

Annexure - V to Directors Report

S. No.	Shareholder's Name	No. of Shares held at the beginning of the year - 1st April, 2019 (Face value of ₹ 2/- each)			No. of Shares held at the end of the year - 31st March, 2020 (Face value of ₹ 2/- each)			
		No. of Shares	% of total Shares of the Company	% of Shares Pledged / encumbered to total shares	No. of Shares	% of total Shares of the Company	% of Shares Pledged / encumbered to total shares	% change in share holding during the year
33	Seema Jajodia	900	0.00	-	900	0.00	-	-
34	Sminu Jindal	43,875	0.02	-	43,875	0.02	-	-
35	Stainless Investments Limited	1,442,895	0.61	0.61	1,442,895	0.61	0.61	-
36	Sun Investments Private Limited	9,296,780	3.94	3.94	9,296,780	3.94	3.94	-
37	Tanvi Shete	11,995	0.01	-	11,995	0.01	-	-
38	Tarini Jindal Handa	12,000	0.01	-	12,000	0.01	-	-
39	Tripti Jindal	12,175	0.01	-	12,175	0.01	-	-
40	Urvi Jindal	11,605	0.00	-	11,605	0.00	-	-
41	Vrindavan Services Private Limited	4,946,705	2.10	2.10	4,946,705	2.10	2.10	-
42	JSL Overseas Holding Limited*	30,200,000	12.80	12.59	30,200,000	12.80	12.59	-
43	JSL Overseas Limited	26,560,440	11.26	11.26	26,560,440	11.26	11.26	-
44	Jindal Strips Limited	5,314,090	2.25	2.25	5,314,090	2.25	2.25	-
45	Siddeshwari Tradex Private Limited	2,755,890	1.17	1.17	2,755,890	1.17	1.17	-
46	Jindal Rex Exploration Private Limited	929,730	0.39	0.39	929,730	0.39	0.39	-
47	JSL Limited	2,374,620	1.01	1.01	2,374,620	1.01	1.01	-
48	Jindal Infrastructure and Utilities Limited	2,374,620	1.01	1.01	2,374,620	1.01	1.01	-
49	Sajjan Jindal (as a Trustee for Sajjan Jindal Family Trust)	100	0.00	-	100	0.00	-	-
50	Sajjan Jindal (as a Trustee for Sajjan Jindal Lineage Trust)	100	0.00	-	100	0.00	-	-
51	Sajjan Jindal (as a Trustee for Sangita Jindal Family Trust)	100	0.00	-	100	0.00	-	-
52	Sajjan Jindal (as a Trustee for Tarini Jindal Family Trust)	100	0.00	-	100	0.00	-	-
53	Sajjan Jindal (as a Trustee for Tanvi Jindal Family Trust)	100	0.00	-	100	0.00	-	-
54	Sajjan Jindal (as a Trustee for Parth Jindal Family Trust)	100	0.00	-	100	0.00	-	-
	Total	**121,821,330**	**51.63**	**50.57**	**121,821,330**	**51.63**	**50.57**	**-**

* JSL Overseas Holding Limited also holds 7,117,492 GDS representing 14,234,984 underlying equity shares of ₹ 2/- each.

Annexure - V to Directors Report

(iii) Change in Promoters' Shareholding (please specify, if there is no change)

S. No.	Name of Shareholders	As on 1.4.2019		As on 31.3.2020		Date wise increase / decrease in promoter shareholding during the year			
		No. of Shares	% of total Shares of the Company	No. of Shares	% of total Shares of the Company	Date of issue of share/ disposed off	No. of shares disposed off	No. of shares acquired/ issue	No. of shares at the end of the year
1	Abhinandan Investments Limited	811,350	0.34	811,350	0.34	-	-	-	811,350
2	Abhyuday Jindal	22,180	0.01	22,180	0.01	-	-	-	22,180
3	Arti Jindal	14,390	0.01	14,390	0.01	-	-	-	14,390
4	Colarado Trading Co Ltd	2,074,930	0.88	2,074,930	0.88	-	-	-	2,074,930
5	Deepika Jindal	69,265	0.03	69,265	0.03	-	-	-	69,265
6	Ever Plus Securities & Finance Limited	1,157,835	0.49	1,157,835	0.49	-	-	-	1,157,835
7	Gagan Trading Company Limited	2,454,295	1.04	2,454,295	1.04	-	-	-	2,454,295
8	Goswamis Credits & Investments Limited	877,795	0.37	877,795	0.37	-	-	-	877,795
9	Hexa Securities & Finance Co Ltd	4,931,175	2.09	4,931,175	2.09	-	-	-	4,931,175
10	Jindal Equipment Leasing and Consultancy Services Limited	5,735,555	2.43	5,735,555	2.43	-	-	-	5,735,555
11	JSW Holdings Limited	460,720	0.2	460,720	0.2	-	-	-	460,720
12	Nalwa Sons Investments Limited	347,945	0.15	347,945	0.15	-	-	-	347,945
13	Kamal Kishore Bhartia	2,050	0.00	2,050	0.00	-	-	-	2,050
14	Manjula Finances Ltd	1,012,080	0.43	1,012,080	0.43	-	-	-	1,012,080
15	Mansarover Investments Limited	3,797,210	1.61	3,797,210	1.61	-	-	-	3,797,210
16	Meredith Traders Pvt Ltd	422,210	0.18	422,210	0.18	-	-	-	422,210
17	Nalwa Engineering Co Ltd	747,290	0.32	747,290	0.32	-	-	-	747,290
18	Nalwa Investment Limited	1,707,110	0.72	1,707,110	0.72	-	-	-	1,707,110
19	Naveen Jindal	12,768	0.01	12,768	0.01	-	-	-	12,768
20	Naveen Jindal HUF	107,860	0.05	107,860	0.05	-	-	-	107,860
21	Parth Jindal	27,575	0.01	27,575	0.01	-	-	-	27,575
22	Prithavi Raj Jindal	31,298	0.01	31,298	0.01	-	-	-	31,298
23	P R Jindal HUF	58,290	0.02	58,290	0.02	-	-	-	58,290
24	Ratan Jindal	7,424,148	3.15	7,424,148	3.15	-	-	-	7,424,148
25	R K Jindal & Sons HUF	13,940	0.01	13,940	0.01	-	-	-	13,940
26	Renuka Financial Services Ltd	886,620	0.38	886,620	0.38	-	-	-	886,620
27	Rohit Tower Building Ltd	31,200	0.01	31,200	0.01	-	-	-	31,200
28	S K Jindal & Sons HUF	33,330	0.01	33,330	0.01	-	-	-	33,330
29	Sangita Jindal	94,658	0.04	94,658	0.04	-	-	-	94,658
30	Sarika Jhunjhunwala	76,725	0.03	76,725	0.03	-	-	-	76,725
31	Saroj Bhartia	40	0.00	40	0.00	-	-	-	40
32	Savitri Devi Jindal	88,573	0.04	88,573	0.04	-	-	-	88,573

Annexure - V to Directors Report

S. No.	Name of Shareholders	As on 1.4.2019		As on 31.3.2020		Date wise increase / decrease in promoter shareholding during the year			
		No. of Shares	% of total Shares of the Company	No. of Shares	% of total Shares of the Company	Date of issue of share/ disposed off	No. of shares disposed off	No. of shares acquired/ issue	No. of shares at the end of the year
33	Seema Jajodia	900	0.00	900	0.00	-	-	-	900
34	Sminu Jindal	43,875	0.02	43,875	0.02	-	-	-	43,875
35	Stainless Investments Limited	1,442,895	0.61	1,442,895	0.61	-	-	-	1,442,895
36	Sun Investments Limited	9,296,780	3.94	9,296,780	3.94	-	-	-	9,296,780
37	Tanvi Shete	11,995	0.01	11,995	0.01	-	-	-	11,995
38	Tarini Jindal Handa	12,000	0.01	12,000	0.01	-	-	-	12,000
39	Tripti Jindal	12,175	0.01	12,175	0.01	-	-	-	12,175
40	Urvi Jindal	11,605	0.00	11,605	0.00	-	-	-	11,605
41	Vrindavan Services Private Limited	4,946,705	2.10	4,946,705	2.10	-	-	-	4,946,705
42	JSL Overseas Holding Limited*	30,200,000	12.80	30,200,000	12.80	-	-	-	30,200,000
43	JSL Overseas Limited	26,560,440	11.26	26,560,440	11.26	-	-	-	26,560,440
44	Jindal Strips Limited	5,314,090	2.25	5,314,090	2.25	-	-	-	5,314,090
45	Siddeshwari Tradex Private Limited	2,755,890	1.17	2,755,890	1.17	-	-	-	2,755,890
46	Jindal Rex Exploration Private Limited	929,730	0.39	929,730	0.39	-	-	-	929,730
47	JSL Limited	2,374,620	1.01	2,374,620	1.01	-	-	-	2,374,620
48	Jindal Infrastructure and Utilities Limited	2,374,620	1.01	2,374,620	1.01	-	-	-	2,374,620
49	Sajjan Jindal (as a Trustee for Sajjan Jindal Family Trust)	100	0.00	100	0.00	-	-	-	100
50	Sajjan Jindal (as a Trustee for Sajjan Jindal Lineage Trust)	100	0.00	100	0.00	-	-	-	100
51	Sajjan Jindal (as a Trustee for Sangita Jindal Family Trust)	100	0.00	100	0.00	-	-	-	100
52	Sajjan Jindal (as a Trustee for Tarini Jindal Family Trust)	100	0.00	100	0.00	-	-	-	100
53	Sajjan Jindal (as a Trustee for Tanvi Jindal Family Trust)	100	0.00	100	0.00	-	-	-	100
54	Sajjan Jindal (as a Trustee for Parth Jindal Family Trust)	100	0.00	100	0.00	-	-	-	100
	Total	**121,821,330**	**51.63**	**121,821,330**	**51.63**	**-**	**-**	**-**	**121,821,330**

* JSL Overseas Holding Limited also holds 7,117,492 GDS representing 14,234,984 underlying equity shares of ₹ 2/- each.

Annexure - V to Directors Report

(iv) Shareholding Pattern of top ten Shareholders (other than Directors, Promoters and Holders of GDRs and ADRs):

S. No.	Name of Shareholder	As on 1.4.2019		As on 31.3.2020		Date wise increase / decrease in shareholding during the year			
		No. of Shares	% of total Shares of the Company	No. of Shares	% of total Shares of the Company	Date	No. of shares disposed off	No. of shares acquired	No. of shares at the end of the year
1	Hypnos Fund Limited	12,587,711	5.34	12,587,711	5.34	-	-	-	12,587,711
2	Reliance Capital Trustee Co. Ltd. A/C Reliance Power & Infra Fund	5,077,117	2.15	5,077,117	2.15	-	-	-	5,077,117
3	ELM Park Fund Limited	19,432,160	8.24	19,432,160	8.24	-	-	-	19,432,160
4	India Max Investment Fund Limited	3,882,980	1.65	0	0	27.03.2020	3,882,980	-	-
5	Albula Investment Fund Ltd.	3,609,070	1.53	10,247,050	4.34	27.03.2020	-	5,809,070	10,247,050
						31.03.2020	-	4,437,980	
6	Elara India Opportunities Fund Limited	6,775,000	2.87	4,020,000	1.70	27.03.2020	2,755,000	-	4,020,000
7	Aggarwal Finlease Pvt Ltd	1,429,122	0.61	482,026	0.20	17.01.2020	1,150,000	-	482,026
						24.01.2020	-	202,904	
8	Abakkus Growth Fund-1	2,700,000	1.14	5,000,000	2.12	05.04.2019	-	100,000	5,000,000
						10.05.2019	-	50,000	
						17.05.2019	-	750,000	
						26.07.2019	-	224,247	
						02.08.2019	-	100,753	
						09.08.2019	-	28,048	
						16.08.2019	-	21,952	
						23.08.2019	-	46,173	
						30.08.2019	-	28,827	
						13.09.2019	-	79,268	
						20.09.2019	-	20,732	
						11.10.2019	-	50,000	
						18.10.2019	-	75,000	
						25.10.2019	-	25,000	
						08.11.2019	-	25,000	
						06.12.2019	-	25,000	
						03.01.2020	-	100,000	
						07.02.2020	-	150,000	
						21.02.2020	-	50,000	
						28.02.2020	-	175,000	
						06.03.2020	-	125,000	
						13.03.2020	-	50,000	
9	Sunil Kant Munjal	895,000	0.38	895,000	0.38	-	-	-	895,000
10	Emerging Markets Core Equity Portfolio of DFA Investments Dimensions Group Inc.	888,373	0.38	888,373	0.38	-	-	-	888,373

Annexure - V to Directors Report

S. No.	Name of Shareholder	As on 1.4.2019		As on 31.3.2020		Date wise increase / decrease in shareholding during the year			
		No. of Shares	% of total Shares of the Company	No. of Shares	% of total Shares of the Company	Date	No. of shares disposed off	No. of shares acquired	No. of shares at the end of the year
11	Abakkus Emerging-Opportunities Fund-1	-	-	1,850,000	0.78	06.03.2020	-	800,000	1,850,000
						13.03.2020	-	200,000	
						20.03.2020	-	400,000	
						27.03.2020	-	150,000	
						31.03.2020	-	300,000	
12	Sanatan Financial Advisory Services Private Limited	-	-	1,100,000	0.47	20.03.2020	-	1,100,000	1,100,000

(v) Shareholding of Directors and Key Managerial Personnel:

S. No.	Name of Shareholder	As on 1.4.2019		As on 31.3.2020		Date wise increase / decrease in shareholding during the year			
		No. of Shares	% of total Shares of the Company	No. of Shares	% of total Shares of the Company	Date	No. of shares disposed off	No. of shares acquired	No. of shares at the end of the year
1	Mr. Ratan Jindal	7,424,148	3.15	7,424,148	3.15	-	-	-	7,424,148
2	Mr. Abhyuday Jindal	22,180	0.01	22,180	0.01	-	-	-	22,180
3	Mrs. Deepika Jindal	69,265	0.03	69,265	0.03	-	-	-	69,265
4	Mr. Jagmohan Sood	1,294	0.00	1,294	0.00	-	-	-	1,294
5	Mr. Kanwaljit Singh Thind	515	0.00	515	0.00	-	-	-	515
6	Mr. Girish Sharma	-	-	-	-	-	-	-	-
7	Mr. Nirmal Chandra Mathur	955#	0.00	955#	0.00	-	-	-	955#
8	Mrs. Arti Luniya	-	-	-	-	-	-	-	-
9	Mr. Bhartendu Harit (Company Secretary)	-	-	-	-	-	-	-	-
10	Mr. Ramnik Gupta(CFO)	-	-	-	-	-	-	-	-

Mr. N.C. Mathur holds 9,330 shares of the Company (including 8,375 shares held as joint holder alongwith his spouse, Mrs. Aruna Mathur)

Annexure - V to Directors Report

V. INDEBTEDNESS

Indebtedness of the Company including interest outstanding / accrued but not due for payment **(Amount ₹ in Crore)**

Particulars	Secured Loans excluding deposits	Unsecured Loans	Deposits	Total Indebtedness
Indebtedness at the beginning of the financial year – 1st April, 2019				
(i) Principal Amount	2,181.20	-	-	2,181.20
(ii) Interest due but not paid	-	-	-	-
(iii) Interest accrued but not due	0.34	-	-	0.34
Total (i+ii+iii)	**2,181.54**	**-**	**-**	**2,181.54**
Change in Indebtedness during the financial year				
- Addition	35.01	-	-	35.01
- Reduction	180.63	-	-	180.63
Net Change	(145.62)	-	-	(145.62)
Indebtedness at the end of the financial year – 31st March, 2020				
(i) Principal Amount	2,018.97	-	-	2,018.97
(ii) Interest due but not paid	-	-	-	-
(iii) Interest accrued but not due	16.95	-	-	16.95
Total (i+ii+iii)	**2,035.92**	**-**	**-**	**2,035.92**

VI. REMUNERATION OF DIRECTORS AND KEY MANAGERIAL PERSONNEL

A. Remuneration to Managing Director, Whole-time Directors and/or Manager:

(₹ in lakhs)

Sl.	Particulars of Remuneration	Name of MD / WTD / Manager		Total Amount
		Mr. Abhyuday Jindal	Mr. Jagmohan Sood	
1.	**Gross Salary**	**600.00**	**148.64**	**748.64**
(a)	Salary as per provisions contained in Section 17(1) of the Income-tax Act, 1961	599.60	144.26	743.86
(b)	Value of perquisites u/s 17(2) of Income-tax Act, 1961	0.40	4.38	4.78
(c)	Profits in lieu of salary u/s 17(3) of Income-tax Act, 1961	-	-	-
2.	Stock Option	-	-	-
3.	Sweat Equity	-	-	-
4.	Commission			
	- as % of profit	54.00	-	54.00
	- others, specify	-	-	-
5.	Others (Contribution to PF, NPS and other annual compensation)	-	16.06	16.06
	Total (A)	**654.00**	**164.70**	**818.70**
	Ceiling as per the Act: 10% of the net profits as per Section 198 of the Companies Act, 2013 : 4270.14			

Annexure - V to Directors Report

B. Remuneration to other Directors

1. Independent Directors

(₹ in lakhs)

Particulars of Remuneration	Name of Directors				Total Amount
	Mr. Girish Sharma	Mr. Kanwaljit Singh Thind	Mr. Nirmal Chandra Mathur	Mrs. Arti Lunia	
• Fee for attending board/ committee meetings	4.90	4.20	5.10	4.90	19.10
• Commission	-	-	-	-	-
• Others, please specify	-	-	-	-	-
Total (B)(1)	**4.90**	**4.20**	**5.10**	**4.90**	**19.10**

2. Other Non-Executive Directors

(₹ in lakhs)

Other Non-Executive Directors	Mr. Ratan Jindal	Mrs. Deepika Jindal
• Fee for attending board /committee meetings	2.10	2.00
• Commission	1,068.00	-
• Others, please specify	-	-
Total (B)(2)	**1,070.10**	**2.00**
Total Managerial Remuneration (excluding sitting fee) (A+B) *		**1,886.70**
Overall Ceiling as per the Act: 11% of the net profits as per Section 198 of the Companies Act, 2013		4,697.15

* Fee for attending the Board / Committee meetings is not part of managerial remuneration.

C. REMUNERATION TO KEY MANAGERIAL PERSONNEL OTHER THAN MD / MANAGER / WTD

(₹ in lakhs)

Sl. No.	Particulars of Remuneration	Key Managerial Personnel		Total Amount
		Mr. Ramnik Gupta (CFO)	Mr. Bhartendu Harit (Company Secretary)	
1.	Gross Salary	**84.01**	**26.88**	**110.89**
(a)	Salary as per provisions contained in Section 17(1) of the Income-tax Act, 1961	83.80	26.56	110.36
(b)	Value of perquisites u/s 17(2) of Income-tax Act, 1961	0.21	0.32	0.53
(c)	Profits in lieu of salary u/s 17(3) of Income-tax Act, 1961	-	-	-
2.	Stock Option	-	-	-
3.	Sweat Equity	-	-	-
4.	Commission			
	- as % of profit	-	-	-
	- others, specify	-	-	-
5.	Others (Contribution to PF, NPS and other annual compensation)	6.52	6.70	13.22
	Total	**90.53**	**33.58**	**124.11**

Annexure - V to Directors Report

VII. PENALTIES / PUNISHMENT / COMPOUNDING OF OFFENCES:

Type	Section of the Companies Act	Brief Description	Details of Penalty / Punishment / Compounding	Authority [RD/ NCLT / COURT]	Appeal made, if any (give details)
A. COMPANY					
Penalty	NIL				
Punishment	NIL				
Compounding	NIL				
B. DIRECTORS					
Penalty	NIL				
Punishment	NIL				
Compounding	NIL				
C. OTHER OFFICERS IN DEFAULT					
Penalty	NIL				
Punishment	NIL				
Compounding	NIL				

Annexure - VI to Directors Report

Form No. AOC-2

(Pursuant to Clause (h) of sub-section (3) of section 134 of the Act and Rule 8(2) of the Companies (Accounts)Rules, 2014)

Form for disclosure of particulars of contracts/arrangements entered into by the company with related parties referred to in sub-section (1) of Section 188 of the Companies Act, 2013 including certain arm's length transactions under third proviso thereto.

DETAILS OF CONTRACTS OR ARRANGEMENTS OR TRANSACTIONS NOT AT ARM'S LENGTH BASIS:

(a)	Name(s) of the related party and nature of relationship	**NIL** (All contract or arrangement or transactions with related parties are at arm's length basis)
(b)	Nature of contracts/ arrangements/ transactions	
(c)	Duration of the contracts / arrangements/transactions	
(d)	Salient terms of the contracts or arrangements or transactions including the value, if any	
(e)	Justification for entering into such contracts or arrangements or transactions	
(f)	Date(s) of approval by the Board	
(g)	Amount paid as advances, if any	
(h)	Date on which the special resolution was passed in general meeting as required under first proviso to Section 188	

2. DETAILS OF MATERIAL CONTRACTS OR ARRANGEMENT OR TRANSACTIONS AT ARM'S LENGTH BASIS:

(a)	Name(s) of the related party and nature of relationship	Jindal Stainless Limited [Jindal Stainless Limited ("JSL") is a public limited company in which two directors of the Company are also directors. Further, the Company holds more than 20% shareholding of Jindal Stainless Limited and therefore, it is an Associate Company of Jindal Stainless (Hisar) Limited].
(b)	Nature of contracts/ arrangements/ transactions	Sale, purchase or supply of materials and services etc.
(c)	Duration of the contracts/ arrangements/ transactions	April, 2019 to March, 2020
(d)	Salient terms of the contracts or arrangements or transactions including the value, if any	Sale, purchase or supply of materials and services etc. amounting to approx. ₹ 1,610 Crore.
(e)	Date(s) of approval by the Board, if any	30th January, 2019
(f)	Amount paid as advances, if any	

REPORT ON CORPORATE GOVERNANCE

In accordance with Regulation 34(3) read with Schedule V to the Securities and Exchange Board of India (Listing Obligations and Disclosure Requirements) Regulations, 2015 ("SEBI LODR"), the report containing the details of Corporate Governance systems and processes at Jindal Stainless (Hisar) Limited ("JSHL/Company") is as follows:

1. Company's philosophy on the code of corporate governance:

Your Company recognizes communication as a key element of the overall corporate governance framework and therefore, emphasizes on seamless and efficient flow of relevant communication to all external constituencies. Your Company follows the principles of fair representation and full disclosure in all its dealings and communications. The Company's annual reports, results presentations and other forms of corporate and financial communications provide extensive details and convey important information on a timely basis. Your Company's philosophy on corporate governance envisages the attainment of the highest levels of transparency, accountability and equity, in all facets of its operations and in all its interactions with its stakeholders including shareholders, employees, government and lenders. The Company believes that all its operations and actions must serve the underlying goal of enhancing overall shareholders value, over a sustained period of time.

2. Board of Directors:

(i) Composition and Category of Directors

The Board of Directors of your Company has an optimum combination of Executive and Non-Executive Directors, in conformity with Regulation 17 of the SEBI LODR. As at 31st March, 2020, the Board of your Company consisted of eight Directors, out of which four are Independent Directors including one Women Independent Director.

Details with respect to size and composition of Board of Directors are given hereunder:

Category	Name of Directors
Promoter Directors	Mr. Ratan Jindal, Chairman
	Mrs. Deepika Jindal, Director
	Mr. Abhyuday Jindal, Managing Director
Executive Director	Mr. Jagmohan Sood
Independent Non-Executive Directors	Mr. Girish Sharma[1]
	Mr. Kanwaljit Singh Thind
	Mr. Nirmal Chandra Mathur[2]
	Mrs. Arti Luniya

1. Mr. Girish Sharma was reappointed as Director of the Company w.e.f. 1st May, 2019. The shareholders approved his appointment as an Independent Director at Annual General Meeting held on 11th September, 2019.
2. Mr. Nirmal Chandra Mathur was reappointed as Director w.e.f. 5th August, 2019. The shareholders approved his appointment as an Independent Director at Annual General Meeting held on 11th September, 2019.

(ii) Independent Directors

The Company has received declarations as stipulated under Section 149(7) of the Companies Act, 2013 ("the Act") and Regulation 16 of the SEBI LODR from the Independent Directors confirming that:

a. They are independent, and

b. They are not disqualified.

The Independent Directors had confirmed that they fulfill the conditions specified in the SEBI LODR/ the Act and they are independent to the management of the Company. Further, in terms of Regulation 25(8) of SEBI LODR, the Independent Directors have also confirmed that they are not aware of any circumstance or situation which exists or may be reasonably anticipated that could impair or impact their ability to discharge their duties. Further, no Independent Director resigned during the year under review.

Your Company had also issued formal appointment letters to the Independent Directors in the manner provided under the Act and the SEBI LODR. The terms and conditions of the appointment of Independent Directors have been displayed on the website of the Company and can be accessed through the following link:

http://jshlstainless.com/appointmentofindependentdirectors.html

(iii) Board Meetings

During the financial year 2019-20, four Board meetings were held on 24th May, 2019, 8th August, 2019, 14th November, 2019 and 14th February, 2020. The gap between any two consecutive meetings was within the limit prescribed under the Act. The necessary quorum was present during all the meetings.

(iv) Attendance of Directors, Directorships and other details

Attendance of Directors at the Board Meetings, last Annual General Meeting and number of Directorships and Chairmanships / Memberships of Committee(s) in other companies as on 31st March, 2020 are given below:

Name of Director	No. of Board Meeting attended	Attendance at last AGM	No. of Directorship held in other public Companies	No. of Memberships (M) / Chairmanship (C) in other Board Committee(S)	No. of shares and Convertible Instruments held by Non-Executive Directors
Mr. Ratan Jindal	2	No	5	Nil	74,24,148 shares
Mrs. Deepika Jindal	2	No	3	Nil	69,265 shares
Mr. Abhyuday Jindal	4	Yes	1	1(M)	N.A.
Mr. Jagmohan Sood	4	Yes	-	Nil	N.A.
Mr. Kanwaljit Singh Thind	3	Yes	-	Nil	515 shares
Mr. Girish Sharma[1]	4	No	5	6(M)	Nil
Mr. Nirmal Chandra Mathur[2]	4	No	3	1(M)	955 shares
Mrs. Arti Luniya	4	No	1	Nil	Nil

Mrs. Deepika Jindal is wife of Mr. Ratan Jindal; and Mr. Abhyuday Jindal is their son. None of the other Directors are related to any other Director on the Board.

1. Mr. Girish Sharma was reappointed as Director of the Company w.e.f. 1st May, 2019. The shareholders approved his appointment as an Independent Director at Annual General Meeting held on 11th September, 2019.
2. Mr. Nirmal Chandra Mathur was reappointed as Director w.e.f. 5th August, 2019. The shareholders approved his appointment as an Independent Director at Annual General Meeting held on 11th September, 2019. Mr. Mathur holds 9,330 shares of the Company (including 8,375 shares held as joint holder alongwith his spouse, Mrs. Aruna Mathur).
3. Directorships do not include directorships in foreign companies, private limited companies and companies under Section 8 of the Act.
4. N.A. Not Applicable

None of the Directors on the Board is a Director in more than 20 companies (including not more than 10 public limited companies) as specified in Section 165 of the Act. In terms of the regulations of SEBI LODR, none of the Directors of the Company:

i. holds Directorship in more than eight listed entities, and ;

ii. are member in more than 10 committees or acting as a Chairperson of more than 5 committees across all listed entities

Further, for the purpose of determining the limit of the Board Committee, chairpersonship and membership of the Audit Committee and the Stakeholders' Relationship Committee alone has been considered as per Regulation 26 (1) (b) of SEBI LODR.

Also, none of the Independent Directors of the Company:

i. serves as an Independent Director in more than seven listed companies, and;

ii. acts as a whole-time Director in any listed entity

Names of the other listed entities where the Directors of the Company are Directors, are mentioned hereunder:

S. No.	Name of Directors	Number of Directorship	Name of Listed entity	Category of Directorship in other listed entity
1.	Mr. Ratan Jindal	1	Jindal Stainless Limited	Executive, Non-Independent
2.	Mrs. Deepika Jindal	Nil	N.A.	N.A.
3.	Mr. Abhyuday Jindal	1	Jindal Stainless Limited	Executive, Non-Independent
4.	Mr. Jagmohan Sood	Nil	N.A.	N.A.
5.	Mr. Girish Sharma	3	Jindal Saw Limited	Non-Executive, Independent
			Hexa Tradex Limited	Non-Executive, Independent
			JITF Infralogistics Limited	Non-Executive, Independent
6.	Mr. Kanwaljit Singh Thind	Nil	N.A.	N.A.
7.	Mr. Nirmal Chandra Mathur	Nil	N.A.	N.A.
8.	Mrs. Arti Luniya	1	Jindal Stainless Limited	Non-Executive, Independent

(v) Board Meetings, its Committee Meetings and Procedures thereof:

A. Scheduling and selection of agenda items for Board Meetings

i. The Board meets at least once in a quarter to review the financial results, performance of the Company and other items on the agenda. Apart from the four Board Meetings, additional Board Meetings are also convened as and when required to address the specific needs of the Company by giving appropriate notice to the Directors. The Board also approves permitted urgent matters by passing the resolutions through circulation.

ii. The meetings are usually held at the Company's Corporate Office at New Delhi.

iii. All divisions/departments in the Company are encouraged to plan their functions well in advance, particularly with regard to matters requiring discussion/ approval/decision in the Board/Committee meetings. All such matters are communicated to the Company Secretary in advance so that the same could be included in the agenda for the Board meetings.

iv. The Board is given presentations on finance, sales and marketing, risk management, performance of subsidiaries and the major business segments and operations of the Company, while considering the results of the Company.

v. The Company Secretary, in consultation with the Chairman / Managing Director / Whole Time Director and other concerned persons in the top management, finalizes the agenda papers for the Board / Committee meetings.

B. Circulation of Board Agenda

ii. Agenda papers are circulated to the Directors, in advance, in the defined agenda format. All material information is incorporated in the agenda papers for facilitating meaningful, informed and focused discussions at the meeting. Where it is not possible to attach any document to the agenda, the same is placed on the table at the meeting with specific reference to this effect in the agenda.

ii. With the permission of Chairman and other directors present at the Meeting, additional or supplementary item(s) in the agenda are taken up for discussion and consideration. Sensitive matters may be discussed at the meeting without written material being circulated in advance for the meeting.

C. Recording minutes of proceedings at Board / Committee meeting

The Company Secretary records the minutes of the proceedings of each Board and Committee Meetings. Draft minutes of the meetings are circulated to the Directors within 15 days of the meetings for their comments / inputs. Thereafter, the minutes of the proceedings of meeting are entered in the minute's book within 30 days from the conclusion of the meeting and signed by the Chairman of the next Board / Committee Meeting.

Further, the signed and certified true copy of the minutes of the meetings are circulated to all the Directors within 15 days of signing of the minutes.

D. Post meeting follow up mechanism

There is an effective post meeting follow-up, review and reporting process for the action taken on decisions of the Board and Committees. Important decisions taken at Board / Committee meetings are communicated promptly to the concerned departments / divisions. Action Taken Report on the decisions taken during a Board meeting is placed at the next Board Meeting.

E. Compliance

The Company is in compliance of the applicable provisions of the SEBI LODR including compliance with Corporate Governance requirements.

F. During the period under review the Board has accepted all the recommendations made by the Committees of the Board.

Further, the certificates relating to compliance of applicable provisions of laws, signed by the Heads of the Departments are placed in every Board Meeting.

(vi) Familiarization Programme for Board Members and Independent Directors

The Board members are provided with necessary documents/ brochures, reports and internal policies to enable them to familiarize with Company's procedures and practices.

Periodic presentations are made at the Board and Board Committee meetings, on business and performance updates of the Company, global business environment, business strategy and risks involved. The Company through its Key Managerial Personnel / Senior Managerial Personnel conducts programs / presentations periodically to familiarize the Independent Directors with the strategy, operations and functions of the Company and to apprise them about their roles, rights and responsibilities in the Company to enable them to make effective contribution and discharge their functions as a Board Member.

The Independent Directors are given every opportunity to interact with the Key / Senior Management Personnel and are given all the documents sought by them for enabling a good understanding of the Company, its various operations and the industry of which it is a part.

The familiarization programme for Independent Directors in terms of the provisions of Regulations 25 and 46 of the SEBI LODR is uploaded on the website of the Company and can be accessed through following link:
https://www.jshlstainless.com/pdf/DETAILS%20OF%20FAMILIARIZATION%20%20PROGRAMMES%20IMPARTED%20TO%20INDEPENDENT%20DIRECTORS%20JSHL.pdf

(vii) Desired skill/ expertise/ competence of the Board of Directors

In terms of SEBI (Listing Obligations and Disclosure Requirements) (Amendment) Regulations, 2018, the Board of Directors at their meeting held on 24th May, 2019 had identified the kills/expertise/competencies within the Board as a whole. Further, the Board of Directors at their meeting held on 10th June, 2020 has identified the names of directors who have such skills/expertise/competencies available with respective Board member of the Company as per below matrix:

Areas of Core Skills/ Expertise/ Competence	Mr. Ratan Jindal	Mr. Abhyuday Jindal	Mrs. Deepika Jindal	Mr. Girish Sharma	Mr. K.J.S. Thind	Mr. N.C. Mathur	Mrs. Arti Luniya	Mr. Jagmohan Sood
Project management	Yes	Yes	Yes	Yes	Yes	Yes	Yes	Yes
Supply Chain Management	Yes	Yes	Yes	No	No	Yes	Yes	Yes
Strategic & General Management	Yes	Yes	Yes	Yes	Yes	Yes	Yes	Yes
Credit Management & Forex	Yes	Yes	Yes	No	No	No	No	Yes
Project Finance & Debt Syndication	Yes	Yes	Yes	Yes	No	No	No	Yes
Economics	Yes	Yes	Yes	Yes	Yes	Yes	Yes	Yes
Administrative Reforms	Yes	Yes	Yes	Yes	Yes	Yes	Yes	Yes
Law	Yes	Yes	Yes	Yes	Yes	Yes	Yes	Yes
Corporate Governance	Yes	Yes	Yes	Yes	Yes	Yes	Yes	Yes
Sales & marketing	Yes	Yes	Yes	No	No	Yes	Yes	Yes
Global Business	Yes	Yes	Yes	No	No	Yes	Yes	Yes
Technology	Yes	Yes	Yes	No	No	No	Yes	Yes
Merger & Amalgamation	Yes	Yes	Yes	Yes	Yes	Yes	Yes	Yes
Human Resource	Yes	Yes	Yes	Yes	Yes	Yes	Yes	Yes

(viii) Independent Directors' meeting

In accordance with the provisions of Schedule IV (Code for Independent Directors) to the Act and Regulation 25 of the SEBI LODR, a meeting of the Independent Directors of the Company was held on 9th June, 2020 without the presence of Non-Independent Directors and representatives of the management. The Independent Directors inter alia, reviewed the performance of non independent directors, Chairman and the Board of Directors as a whole, for the financial year 2019-20, taking into account the views of the Executive and Non-Executive Directors. The Independent Directors also evaluated the quality, contents and timelines of flow of information, between the management and the Board that is necessary for the Board to effectively and reasonably perform its duties.

(ix) Evaluation of Board Effectiveness

In terms of the provisions of the Act read with relevant rules thereof and Regulation 19(4) read with Part D of Schedule II of the SEBI LODR, the Board of Directors, on recommendation of the Nomination and Remuneration Committee, have to evaluate the effectiveness of the Board. Accordingly, the performance evaluation of the Board, each Director and the Committees was carried out for the financial year ended 31st March, 2020.

The purpose of the Board evaluation is to achieve persistent and consistent improvement in the governance of the Company at the Board level with the participation of all concerned in an environment of harmony. The Board acknowledges its intention to establish and follow best practices in Board Governance in order to fulfill its fiduciary obligation to the Company. The Board believes the evaluation will lead to a closer working relationship among the Board members, greater efficiency in the use of the Board's time and increased effectiveness of the Board as a governing body.

The evaluation of the Directors was based on various aspects, inter-alia, including the level of participation in the Board Meetings, understanding of their roles and responsibilities, business of the Company along with the environment and effectiveness of their contribution.

3. Board Committees

The Committees constituted by the Board plays a very important role in the governance structure of the Company. The composition and the terms of reference of these Committees are approved by the Board and are in line with the requirement of the Act and Regulations 18, 19 and 20 of the SEBI LODR. The Board is updated on the discussions held at the Committee meetings and the recommendations made by various Committees. Further, the minutes of the Committee meetings are placed at the Board meetings. Currently there are 7 (seven) committees of the Board viz. Audit Committee, Nomination and Remuneration Committee, Stakeholders' Relationship Committee, Corporate Social Responsibility Committee, Share Transfer Committee, Sub-Committee and Risk Management Committee.

Meetings of Board Committees held during the year and Member's attendance:

Particulars	Audit Committee	Nomination & Remuneration Committee	Stakeholders Relationship Committee	Corporate Social Responsibility Committee	Risk Management Committee	Sub-Committee of Directors
Meetings held	4	4	4	1	0	15
Members' Attendance						
Mr. Ratan Jindal	N.A.	1	N.A.	N.A.	N.A.	N.A.
Mrs. Deepika Jindal	N.A.	N.A.	N.A.	1	N.A.	N.A.
Mr. Abhyuday Jindal	N.A.	N.A.	4	N.A.	0	13
Mr. Jagmohan Sood	4	N.A.	4	0	0	15
Mr. Kanwaljit Singh Thind	3	4	N.A.	1	N.A.	0
Mr. Girish Sharma	4	N.A.	N.A.	N.A.	N.A.	N.A.
Mrs. Arti Luniya	4	N.A.	N.A.	N.A.	0	N.A.
Mr. Nirmal Chandra Mathur	N.A.	4	4	N.A.	N.A.	2

(i) Audit Committee

Composition and Terms of Reference:

The composition and terms of reference of the Audit Committee are in conformity with the provisions of Section 177 of the Act read with Rule 6 of the Companies (Meetings of Board and its Powers) Rules, 2014 and Regulation 18 of the SEBI LODR. The composition of the Audit Committee as on 31st March, 2020 is as under:

Name of Director	Category	Status
Mr. Girish Sharma	Independent Director	Chairman
Mr. Jagmohan Sood	Whole Time Director, Non-Independent	Member
Mr. Kanwaljit Singh Thind	Independent Director	Member
Mrs. Arti Luniya	Independent Director	Member

Meetings & functions of Audit Committee:

The Audit Committee met four times during the financial year 2019-20 on 24th May, 2019, 8th August, 2019, 14th November, 2019 and 14th February, 2020. Requisite quorum was present during the meetings.

The functions of the Audit Committee inter-alia include:

- reviewing the quarterly and annual financial results/statements before submission to the Board for approval;
- recommending to the Board, the appointment, re-appointment or removal of the statutory auditors and their remuneration;
- overseeing the Company's financial reporting process;
- overseeing compliance with listing and other legal requirements relating to the financial statements;
- reviewing and monitoring the auditor's independence and performance, and effectiveness of the audit process;
- scrutiny of the inter-corporate loans and investments;
- evaluation of internal financial controls and the risk management systems;
- reviewing performance of the statutory and internal auditors, adequacy of the internal control systems;
- reviewing the adequacy of the internal audit;
- reviewing the findings of any internal investigations by the internal auditors;
- discussion with the statutory auditors, before the audit commences, the nature and the scope of audit as well as post-audit discussion to ascertain any area of concern;
- reviewing the functioning of the whistle blower mechanism;
- approving the appointment of the Chief Financial Officer;
- reviewing the Management Discussion and Analysis of financial condition and results of operations;
- reviewing the statement of significant related party transactions, submitted by the Management;
- reviewing any risks and steps to mitigate them;
- reviewing the appointment, removal and terms of remuneration of the internal auditor.

The Chief Financial Officer regularly attends the Committee meetings and the Company Secretary acts as the Secretary of the Committee. Meetings were also attended by the Internal Auditors and the Statutory Auditors.

(ii) Nomination and Remuneration Committee:

Composition and Terms of Reference:

The Composition and terms of reference of the Nomination and Remuneration Committee (NRC) are in conformity with Section 178 of the Act and Regulation 19 of the SEBI LODR. The composition of the NRC as on 31st March, 2020 is as under:

Name of Director	Category	Status
Mr. Kanwaljit Singh Thind	Independent Director	Chairman
Mr. Ratan Jindal	Non-Independent	Member
Mr. Nirmal Chandra Mathur	Independent Director	Member

Brief terms of reference:

The terms of reference for the Nomination and Remuneration Committee of the Company inter-alia include:

- formulation of the criteria for determining qualifications and independence of a director and recommending to the Board a policy relating to the remuneration of the Directors, Key Managerial Personnel and other employees;
- formulation of criteria for evaluation of performance of the Independent Directors and the Board of Directors and carry out evaluation of every director's performance;
- devising a policy to ensure diversity among the Board of Directors;
- identifying persons who are qualified to become Directors;
- deciding on the term of appointment of the Independent Directors on the basis of the report of performance evaluation of the independent directors.

Meetings:

During the financial year ended 31st March, 2020, four meetings of the Nomination and Remuneration Committee were held on 24th May, 2019, 8th August, 2019, 14th November, 2019 and 5th March, 2020. Requisite quorum was present during all the meetings. . The Company Secretary acts a Secretary of the Committee.

Performance Evaluation Criteria for Independent Directors:

The policy framework for nomination, election and performance review of Independent Directors is duly approved by the Board of Directors upon the recommendation of the NRC. The performance of the Independent Directors is being evaluated by the entire Board, except for the director being evaluated. A brief description of the performance evaluation of the same is mentioned elsewhere in the Directors' Report.

(iii) Stakeholders Relationship Committee:

Composition and Terms of Reference:

The Composition and Terms of Reference of the Stakeholders Relationship Committee are in conformity with Section 178 of the Act and Regulation 20 of the SEBI LODR. The composition of the Stakeholders' Relationship Committee as on 31st March, 2020 is as under:

Name of Director	Category	Status
Mr. Nirmal Chandra Mathur	Independent Director	Chairman
Mr. Abhyuday Jindal	Non-Independent	Member
Mr. Jagmohan Sood	Whole Time Director, Non-Independent	Member

Meetings

During the financial year ended 31st March, 2020, four meetings were held on 24th May, 2019, 8th August, 2019, 14th November, 2019 and 14th February, 2020. Requisite quorum was present during the meetings.

The Stakeholders Relationship Committee oversees, inter-alia, redressal of shareholders and investor's grievances, transfer/transmission of shares, non-receipt of annual report or declared dividend, issue of duplicate shares, recording dematerialisation/ rematerialization of shares and related matters. The Company Secretary acts a Secretary of the Committee.

The details of the investors compliant(s) received and resolved during the financial year 2019-20 are as follows:

Opening Balance	Received during the year	Resolved during the year	Closing balance
0	3	3	0

The Company has appointed Registrar & Share Transfer Agent (R&T Agent) for servicing the shareholders holding shares in physical or dematerialized form. All requests for dematerialization of shares are likewise processed and confirmations thereof are communicated to the investors within the prescribed time.

(iv) Corporate Social Responsibility Committee:

Composition and Terms of Reference:

The Composition and terms of reference of the Corporate Social Responsibility Committee ("CSR Committee") are in conformity with Section 135 of the Act read with the Companies (Corporate Social Responsibility Policy) Rules, 2014. The CSR Committee consists of three Directors, out of which one is Independent. The composition of the CSR Committee as on 31st March, 2020 is as under:

Name of Director	Category	Status
Mrs. Deepika Jindal	Non-Independent	Chairperson
Mr. Jagmohan Sood	Whole Time Director, Non-Independent	Member
Mr. Kanwaljit Singh Thind	Independent Director	Member

Meetings

During the financial year ended 31st March, 2020, one meeting of the Committee was held on 24th May, 2019. Requisite quorum was present during the meeting. The Company Secretary acts as a Secretary to the Committee.

(v) Sub-Committee of Directors:

The Board has constituted a Sub-Committee of Directors which has been delegated with certain powers of the Board of Directors in accordance with the provisions of the Act and the rules framed thereunder. The Committee meets from time to time on need base to transact the matters of urgency.

Names of Members of the Committee, their category and status as on 31st March, 2020 are given below:

Name of Director	Category	Status
Mr. Abhyuday Jindal	Managing Director, Non-Independent	Chairman
Mr. Jagmohan Sood	Whole Time Director, Non-Independent	Member
Mr. Kanwaljit Singh Thind	Independent Director	Member
Mr. Nirmal Chandra Mathur	Independent Director	Member

Meetings

During the financial year 2019-20, the Sub-Committee of Directors met 15 times on 15th April, 2019, 17th May, 2019, 29th May, 2019, 27th June, 2019, 24th July, 2019, 1st August, 2019, 30th August, 2019, 27th September, 2019, 23rd October, 2019, 29th November, 2019, 7th December, 2019, 3rd January, 2020, 8th February, 2020, 21st February, 2020 and 20th March, 2020. The decisions taken at the Sub Committee meetings are reviewed by the Board at its meetings. Requisite quorum was present during the meetings. The Company Secretary acts as a Secretary to the Committee.

(vi) Share Transfer Committee:

The Board of Directors has delegated the power of approving transfer / transmission / transposition of securities and other related formalities to the Share Transfer Committee. The Committee meets from time to time on need basis.

Name of Member	Category	Status
Mr. Abhyuday Jindal	Managing Director, Non-Independent	Chairman
Mr. Jagmohan Sood	Whole Time Director, Non-Independent	Member
Mr. Bhartendu Harit	Company Secretary	Member
Representative of Registrar and Transfer Agent	-	Member

Pursuant to a Circular dated 27th March, 2019, SEBI had effective from 1st April, 2019 mandated transfer of shares only in dematerialized form except where the claim is lodged for transmission or transposition of shares or where the transfer deed(s) was lodged prior 1st April, 2019 and returned due to deficiency in the document. During the financial year ended 31st March, 2020, all the valid requests for transfer / transmission / transposition of shares were processed in time and there were no pending request.

(vii) Risk Management Committee

Composition and Terms of Reference:

Pursuant to the provisions of SEBI (Listing Obligations and Disclosure Requirements) (Amendment) Regulations, 2018, top 500 listed entities, determined on the basis of market capitalization as at the end of immediate previous financial year are required to constitute a Risk Management Committee.

The Company ranked 536th position among the top 1000 listed entities, based on the market capitalization as on 31st March, 2020. However, in order to ensure the Companies strategies and risk appetite for the governance prospective the Board of Directors at its meeting held on 30th October, 2018 constituted the Risk Management Committee of the Company. The Company Secretary acts as a Secretary to the Committee.

The composition and "Terms of Reference" of the Risk Management Committee are in conformity with the provisions of Regulation 21 of the SEBI LODR, which inter-alia includes cyber security. The composition of the Risk Management Committee as on 31st March, 2020 is as under:

Name of Member	Category	Status
Mr. Abhyuday Jindal	Managing Director, Non-Independent	Chairman
Mr. Jagmohan Sood	Whole Time Director, Non-Independent	Member
Mrs. Arti Luniya	Independent Director	Member
Mr. Bhartendu Harit	Company Secretary	Member
Mr. Ajay Goyal	AVP (Finance & Accounts)	Member

4. REMUNERATION OF DIRECTORS

Remuneration Policy

The Company has in place a Remuneration Policy duly approved by the Board of Directors on the recommendation of the Nomination and Remuneration Committee of the Company. Remuneration given to the Directors of the Company is based on the principles of performance, equitableness and competitiveness. The Remuneration Policy has been designed to reflect these principles and to attract, motivate and retain quality manpower for driving the Company successfully.

The remuneration of the Executive Directors, KMPs and Senior Management Personnel is based on Company's financial position, industrial trends and remuneration paid by peer companies. Remuneration to Executive Directors is paid by way of salary/commission (including fixed pay and variable pay), perquisites and retirement benefits, based on recommendation of the Nomination and Remuneration Committee and approval of the Board and Shareholders. The Non-executive directors are paid commission / sitting fee for attending the meetings of the Board and Committees thereof.

(i) Details of Remuneration paid to the Directors during the financial year ended 31st March 2020:

(a) Executive Directors:

(Amount ₹ in Lakh)

Name of Director	Designation	Salary	Perquisites	Commission	Others (Contribution to PF, NPS and other annual compensation)	Total	Notice Period
Mr. Abhyuday Jindal	Managing Director	599.60	0.40	54.00	-	654.00	N.A.
Mr. Jagmohan Sood	Whole Time Director	144.26	4.38	-	16.06	164.70	2 months

(b) Non-Executive Directors:

Particulars of commission / sitting fee paid to the Non Executive Directors during financial year ended 31st March, 2020 are as follows:

Name of Director	Commission (₹ in lakhs)	Sitting fee paid Amount (₹ in Lakhs)
Mr. Ratan Jindal	1,068	2.10
Mrs. Deepika Jindal	-	2.00
Mr. Kanwaljit Singh Thind	-	4.20
Mr. Girish Sharma	-	4.90
Mr. Nirmal Chandra Mathur	-	5.10
Mrs. Arti Luniya	-	4.90

There has been no material pecuniary relationship or transactions between the Company and Non Executive Directors during the financial year 2019-20, except as stated above.

(ii) Stock Options granted to Directors:

The Company has not issued any stock options.

5. GENERAL BODY MEETINGS:

The last three Annual General Meetings were held at the registered office of the Company at O.P. Jindal Marg, Hisar – 125005 (Haryana), as per details given below:

Year	Date	Day	Time	Special resolution(s) Passed
2016-17	26.09.2017	Tuesday	1:00 P.M.	No special resolution was passed.
2017-18	27.09.2018	Thursday	12:30 P.M.	- Appointment of Mr. Abhyuday Jindal as Managing Director of the Company.
				- Reappointment of Maj. Gen. Kanwaljit Singh Thind, VSM (Retd.) as an Independent Director
				- Approval for payment of commission to Mr. Ratan Jindal, Chairman (Non Executive) of the Company as per SEBI (Listing Obligations and Disclosure Requirements) Regulations, 2015, as amended.
				- Increase in the aggregate limit for investment into the Company by the Foreign Portfolio Investors ("FPIs") upto 100% of the paid-up Equity shares capital of the Company on a fully diluted basis.
2018-19	11.09.2019	Wednesday	12:00 Noon	- Reappointment of Mr. Girish Sharma as an independent director.
				- Reappointment of Mr. Nirmal Chandra Mathur as an independent director.

- Apart from the Annual General Meeting, members of the Company passed a special resolution through postal ballot during financial year ended 31st March, 2020 for alteration in object clause of Memorandum of Association of the Company.

The Board appointed Mr. Kamal Gupta, Advocate, as the Scrutinizer for conducting the voting through Postal Ballot and E- voting in a fair and transparent manner. The Scrutinizer submitted his Report and on the basis of the said Report, the result of the Postal Ballot including votes cast through E-voting through CDSL in respect of the aforesaid resolution was declared on 13th January, 2020.

Summary of the votes cast through Postal Ballot including votes cast through E-voting is as follows:

Sl. No.	Particulars	No. of Votes with Assent	% with Assent	No. of Votes with Dissent	% with Dissent
1	Alteration in Object Clause of Memorandum of Association of the Company.	16,03,54,175	99.9998	334	0.0002

There is no resolution proposed to be passed through postal ballot at the ensuing Annual General Meeting of the Company.

6. MEANS OF COMMUNICATION:

i	Quarterly Results	The quarterly, half yearly and yearly financial results of the Company are submitted with the stock exchanges after they are approved by the Board. These are also published in the Newspapers, in the prescribed format as per the provisions of the SEBI LODR.
ii	Newspapers wherein results normally published	Economic Times, Times of India (English); Navbharat Times (Hindi) for the year 2019-20
iii	Any website, where displayed	www.jshlstainless.com
iv	Whether it also displays official news releases	The Company gives Press Releases to the stock exchanges and displays the same on its website
v	The Presentations made to institutional investors or to the analysts	The Company holds Analysts' / Investors' Meetings from time to time. The presentations made at the said meetings are uploaded on Company's website. The necessary intimation in terms of Regulation 30 of SEBI LODR are also made to the stock exchanges.
vi	NSE Electronic Application Processing System (NEAPS)	The NEAPS is a web based application designed by NSE for corporate. All periodical compliance filings like shareholding pattern, corporate governance report, media releases, among others are filed electronically on NEAPS.
vii	BSE Corporate Compliance & Listing Centre (the 'Listing Centre')	BSE's Listing Centre is a web based application designed for corporate. All periodical compliance filings like shareholding pattern, corporate governance report, media releases, among others are filed electronically on the Listing Centre.
viii	SEBI Complaint Redressal System (SCORES)	The investor complaints are processed in a centralized web based complaint redressal system. The salient features of this system are: Centralized Data Base of all complaints, online upload of Action Taken Report (ATRs) by the concerned companies and online viewing by investors of action taken on the complaint and its current status.

7. General Shareholders' Information

7.1	Annual General Meeting : - Day, Date and Time - Venue	August 21, 2020 at 1:00 P.M. In accordance with the MCA Circulars, provisions of the Companies Act, 2013 ('the Act') and the Securities and Exchange Board of India (Listing Obligations and Disclosure Requirements) Regulations, 2015 ("SEBI Listing Regulations"), the AGM of the Company is being held through VC / OAVM. The deemed venue for the AGM shall be the Registered Office of the Company.	
7.2	Financial Year :	The Financial year of the Company starts from 1st April and ends on 31st March every year.	
7.3	Financial Calendar 2020-21 (Tentative) :	Annual General Meeting – (Next Year) Financial Reporting Results for quarter ended June 30, 2020 Results for quarter ending Sept. 30, 2020 Results for quarter ending Dec. 31, 2020 Results for year ending Mar. 31, 2021 (Audited)	September, 2021 On or before 14-08-2020 On or before 14-11-2020 On or before 14-02-2021 On or before 30-05-2021
7.4	Book Closure date :	Monday, August 17, 2020 to Tuesday, August 18, 2020 (both days inclusive) for Annual General Meeting.	
7.5	Dividend payment date :	No dividend has been recommended by the Board of Directors for the financial year 2019-20.	

7.6 Unclaimed Share:

In terms of Clause 5A of the erstwhile Listing Agreement, Jindal Stainless Limited (JSL) had through its RTA sent three reminders to its Shareholders, whose Share Certificates were lying unclaimed with JSL, requesting them to provide complete postal address and other relevant details to enable the RTA to dispatch such unclaimed Share Certificates to them. On the basis of non-receipt of response, unclaimed Equity Shares of ₹ 2/- each held by Shareholders of JSL were then transferred to its "Unclaimed Suspense Account" and were dematerialized.

At the time of allotment of shares by the Company on 25th November, 2015, corresponding Unclaimed Shares allotted by the Company were credited in "Unclaimed Suspense Account" of the Company. During the year 2019-20, 1,555 unclaimed Equity Shares of ₹ 2 each held by 9 Shareholders were transferred from the "Unclaimed Suspense Account" to the demat accounts of respective shareholders. Details of Unclaimed shares as required under Regulation 34(3) read with Schedule V of SEBI LODR is given hereunder:

Particulars	No. of Shareholders	No. of Shares
Aggregate number of shareholders and the outstanding shares in the suspense account as on 1st April, 2019	1,461	1,88,925
Number of shareholders who approached the Company / RTA for transfer of shares from suspense account during the year ended 31st March, 2020	9	1,555
Number of shareholders to whom shares were transferred from suspense account during the year ended 31st March, 2020	9	1,555
Aggregate number of shareholders and the outstanding shares in the suspense account lying as on 31st March, 2020	1,452	1,87,370

The voting rights on these shares shall remain frozen till the rightful owner of such shares claims the shares.

As and when the rightful owner of such shares approaches the Company or RTA, the Company shall to the extent of his/her entitlement, arrange to deliver the shares from the said account to the rightful owner after proper verification of his/her identity.

7.7	**(a) Listing of Equity Shares on Stock Exchanges**	:	National Stock Exchange of India Ltd., Exchange Plaza, 5th Floor, Plot No. C/1, G – Block, Bandra-Kurla Complex, Bandra (E), Mumbai – 400 051	BSE Limited, Phiroze Jeejeebhoy Towers, Dalal Street, Mumbai - 400 001
	The Company pays annual listing fees to NSE and BSE.			
	(b) Listing of GDS on Stock Exchange	:	Luxembourg Stock Exchange, P.O. Box 165, L – 2011, Luxembourg	
7.8	**Stock Code (Equity Shares)**	:	Trading Symbol – BSE Limited Trading Symbol – National Stock Exchange of India	539597 (Demat Segment) JSLHISAR (Demat Segment)
	International Securities Identification Number (ISIN) Equity Shares : INE455T01018 GDS : US47760U1043			

7.9	Stock Market Price Data	National Stock Exchange of India Ltd. (NSE)		BSE Limited (BSE)	
	Month	Month's High Price (In ₹)	Month's low Price (In ₹)	Month's High Price (In ₹)	Month's low Price (In ₹)
	April, 2019	101.45	85.70	101.25	85.95
	May, 2019	89.05	73.60	89.15	74.25
	June, 2019	85.90	72.85	85.50	73.05
	July, 2019	82.40	64.50	82.40	63.50
	August, 2019	74.50	59.70	74.80	58.00
	September, 2019	81.20	58.50	81.35	58.45
	October, 2019	68.80	59.15	68.85	59.45
	November, 2019	76.40	66.45	76.15	66.40
	December, 2019	77.40	63.30	77.50	63.25
	January, 2020	91.60	73.65	91.35	73.70
	February, 2020	79.00	65.50	79.00	65.60
	March, 2020	72.45	30.40	72.40	30.40

7.10 Share price performance in comparison to broad based indices – BSE Sensex

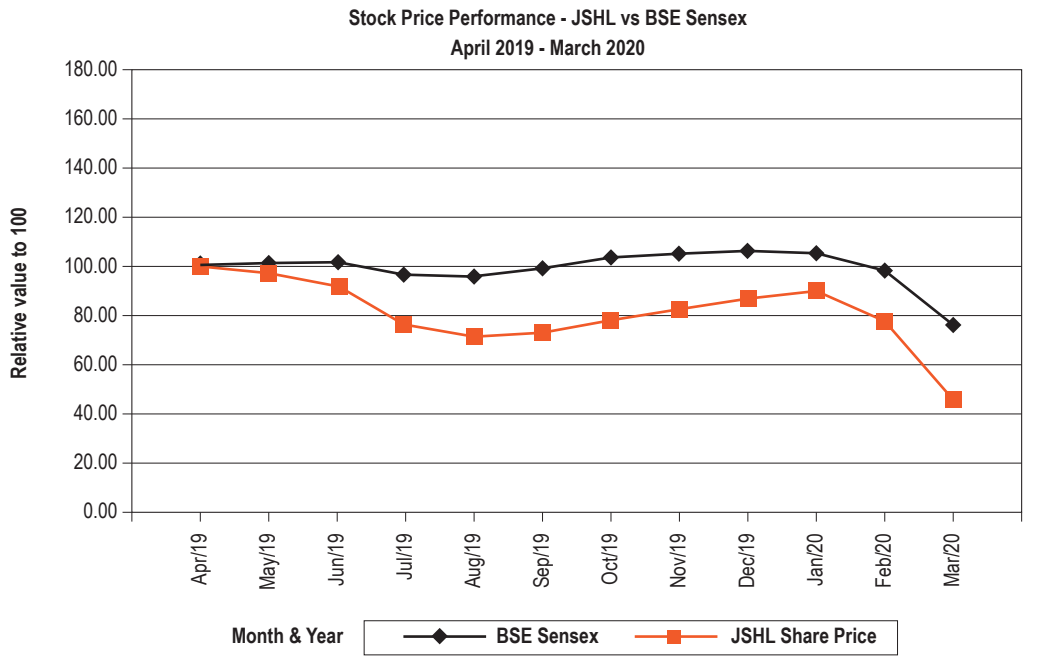

7.11 Registrar and Transfer Agents:

Link Intime India Private Limited
Noble Heights, 1st Floor, Plot NH2, C-1 Block LSC
Near Savitri Market, Janakpuri, New Delhi – 110 058
Phone No. (011) 41410592/93/94 Fax No. (011) 41410591
Email: delhi@linkintime.co.in

7.12 Share Transfer System:

As per SEBI LODR and directions issued by SEBI, effective from 1st April, 2019, the securities of listed companies can only be transferred in dematerialised form except where the claim is lodged for transmission or transposition of shares or where the transfer deed(s) was lodged prior 1st April, 2019 and returned due to deficiency in the document. In case of shares in electronic form, the transfers are processed by NSDL/CDSL through the respective Depository Participants. Shareholders are advised to dematerialise their shares held by them in physical form. Requests for dematerialisation of shares are processed and confirmation thereof is given to the respective depositories i.e. NSDL and CDSL within the statutory time limit, from the date of receipt of documents complete in all respects along with the share certificates.

7.13 Reconciliation of Share Capital Audit:

The reconciliation of Share Capital Audit is conducted by a Chartered Accountant in practice to reconcile the total admitted capital with National Securities Depository Limited and Central Depository Services (India) Ltd. ("Depositories") and the total issued and listed capital. The audit confirms that the total issued / paid up capital is in agreement with the aggregate of the total number of shares in physical form and the total number of shares in dematerialized form (held with Depositories) and that the requests for dematerialization of shares are processed by the R&T Agents within stipulated period of 21 days and uploaded with the concerned depositories.

7.14 Transfer of Unpaid / Unclaimed Amounts to Investor Education and Protection Fund:

Not Applicable

7.15 Distribution of shareholding as at 31st March, 2020:

By size of shareholding	Shareholders		Equity Shares held	
	Number	Percentage	Number	Percentage
1 - 2500	51,775	96.87	1,44,30,568	6.12
2501 - 5000	864	1.62	31,31,179	1.33
5001 - 10000	371	0.69	27,34,094	1.16
10001 - 15000	135	0.25	16,79,814	0.71
15001 - 20000	76	0.14	13,55,791	0.57
20001 - 25000	41	0.08	9,37,355	0.40
25001 - 50000	82	0.15	30,41,867	1.29
50001 & Above	106	0.20	20,86,24,017	88.42
TOTAL	**53,450**	**100.00**	**23,59,34,685**	**100.00**
Physical Mode	**10,295**	**19.26**	**29,53,166**	**1.25**
Electronic Mode	**43,155**	**80.74**	**23,29,81,519**	**98.75**

By Category of shareholders	Equity Shares held	
	Number	Percentage
Promoters	12,18,21,330	51.63
GDS held by promoters underlying shares	1,42,34,984	6.03
GDS held by others underlying shares	8,69,350	0.37
FIs/Banks/Mutual Funds/ Alternative Investment Fund etc.	1,27,58,878	5.41
Corporate Bodies	75,78,347	3.21
FIIs/ Foreign Portfolio Investor (Corporate)	4,86,15,403	20.61
NRIs/OCBs	17,91,035	0.76
Public /others	2,82,65,358	11.98
Total	**23,59,34,685**	**100.00**

7.16	**Dematerialisation of shares**	:	As on 31st March, 2020, 98.75% of the total share capital was in dematerialized form. Trading in equity shares of the Company is permitted only in dematerialized form.
7.17	**Outstanding GDRs/ADRs/ Warrants or any convertible instruments, conversion dates and likely impact on equity.**	:	Company's paid up capital includes 1,51,04,334 equity shares having face value of ₹2/- each, underlying 75,52,167 GDS. As at 31st March, 2020, the Company does not have any convertible instruments.
7.18	**Commodity price risk or foreign exchange risk and hedging activities**	:	Please refer Management Discussion and Analysis Report and notes to accounts to the financials mentioned in the Annual Report for details.

7.19	**Plant locations**	:	HISAR O.P. Jindal Marg, Hisar – 125 005 (Haryana). KOTHAVALASA Jindal Nagar, Kothavalasa – 535 183 Dist. Vizianagaram (A.P.)
7.20	**Investor Correspondence** **For transfer / dematerialisation of shares, payment of dividend on shares, query on Annual Report and any other query on the shares of the Company.**	:	Name: Mr. V.M. Joshi Designation: Vice President Address : Link Intime India Private Limited Noble Heights, 1st Floor, Plot NH2, C-1 Block LSC Near Savitri Market, Janakpuri, New Delhi – 110 058 Phone No. (011) 41410592/93/94 Fax No. (011) 41410591 Email : delhi@linkintime.co.in
7.21	**Address for correspondence**	:	Jindal Stainless (Hisar) Limited O.P. Jindal Marg, Hisar – 125 005 Telephone: (01662) 222471-83 Email: investorcare.jshl@jindalstainless.com Website: www.jshlstainless.com
	Shareholders holding shares in electronic mode should address all their correspondence relating to change of address, bank mandate and status to their respective Depository Participants (DPs).		
7.22	List of all credit ratings obtained by the entity along with any revisions thereto during the relevant financial year, for all debt instruments of such entity or any fixed deposit programme or any scheme or proposal of the listed entity involving mobilization of funds, whether in India or abroad.	:	During the year, CARE has reaffirmed credit rating of the Company at CARE A- for long term bank facilities and CARE A2+ for short term bank facilities

8. DISCLOSURES:

(i) Disclosures on materially significant related party transactions that may have potential conflict with the interests of Company at large.

The Company has not entered into any transaction of material nature with the promoters, the directors or the management, their subsidiaries or relatives etc. that may have any potential conflict with the interests of the Company. Related Party transactions are disclosed in the notes to Accounts forming part of this Annual Report. The Board has approved a policy for related party transactions which has been uploaded on the Company's website at the following link:

http://www.jshlstainless.com/pdf/Policy%20on%20dealing%20with%20Related%20Party%20Transactions%20JSHL.pdf

(ii) Details of non-compliance by the Company, penalties, strictures imposed on the Company by Stock Exchange or SEBI or any statutory authority, on any matter related to capital markets, during the last three years.

The Company has complied with the requirements of the stock exchanges, SEBI and other statutory authorities on all matters related to capital markets. No penalties or strictures have been imposed on the Company by the stock exchanges or SEBI or any other statutory authorities relating to the above during the last three years.

(iii) Details of establishment of vigil mechanism, whistle blower policy, and affirmation that no personnel has been denied access to the Audit Committee.

The Company has formulated a Whistle Blower Policy ("WBP") in accordance with the requirements of Section 177(9) of the Companies Act, 2013 read with Rule 7 of the Companies (Meetings of Board and its Powers) Rules, 2014 and Regulation 22 of the SEBI LODR. The WBP provides for establishment of vigil mechanism for directors and employees to report genuine concerns or grievances. It encourages all employees, directors and business partners to report any suspected violations promptly and intends to investigate any bona-fide reports of violations. It also specifies the procedures and reporting authority for reporting unethical behaviour, actual or suspected fraud or violation of the Company's Code of Conduct or ethics policy or any other unethical or improper activity including financial irregularities, including fraud, or suspected fraud, wastage/ misappropriation of Company's funds/assets etc. The WBP also provides for adequate safeguards against victimization of employees and directors who avail of the vigil mechanism and also provide for direct access to the Chairperson of the Audit Committee, in exceptional cases. The WBP has also been uploaded on Company's website at the following link: http://www.jshlstainless.com/pdf/Whistle%20Blower%20Policy-JSHL.pdf

(iv) The Company has also formulated the Policy on Disclosure of Material Events or Information and Policy on Preservation and Archival of Documents.

The said Policies have also been uploaded on Company's website at the following links:
http://www.jshlstainless.com/pdf/JSHL%20Material%20Event%20Policy.pdf
http://www.jshlstainless.com/pdf/JSHL%20Preservation%20and%20Archival%20Policy.pdf

(v) Subsidiary Companies

The Audit Committee of the Company reviews the financial statements and the investments made by its unlisted subsidiary companies. Further, the minutes of the meetings of the board of directors of the unlisted subsidiary companies and statement of all significant transactions and arrangements entered into by the unlisted subsidiary companies are periodically placed at the meeting of the Board of directors of the Company. Jindal Stainless Steelway Limited is material non-listed Indian subsidiary of the Company. The Company has formulated a policy for determining material subsidiaries which is uploaded on Company's website at the following link:
http://www.jshlstainless.com/pdf/Policy%20for%20determining%20material%20subsidiaries.pdf

(vi) Dividend Distribution Policy

The Company has formulated a Dividend Distribution Policy in accordance with the requirement of Regulation 43A of SEBI LODR. The said Policy has also been uploaded on Company's website at the following link:
http://www.jshlstainless.com/pdf/Dividend-Distribution-Policy20818.pdf

(vii) Disclosure in relation to the Sexual Harassment of Women at Workplace (Prevention, Prohibition and Redressal) Act, 2013

The disclosure in relation to the Sexual Harassment of Women at Workplace (Prevention, Prohibition and Redressal) Act, 2013 are mentioned elsewhere in the Director's report.

(viii) Fees paid to the Statutory Auditors

The shareholders at its 2nd Annual General Meeting (AGM) had appointed M/s. Lodha & Co. and M/s. S.S. Kothari Mehta & Co. as Joint Statutory Auditors of the Company for a term of five years until the conclusion of 7th AGM of the Company. The Company has made payment of ₹ 24.14 Lakh to M/s. Lodha & Co. and ₹ 16.06 Lakh to M/s. S.S. Kothari Mehta & Co. for all the services availed by the Company during F.Y. 2019-20.

During the period under review no services were availed by the subsidiaries of the Company from the statutory auditors of the Company except payment of statutory audit fee of ₹ 95,000 to M/s. S.S. Kothari Mehta & Co., Statutory Auditor of JSL Logistics, subsidiary of the Company. Further no services were availed by the company/subsidiaries from the network firm/entity of the statutory auditors during the period under review.

(ix) Details of compliance with mandatory requirements and adoption of the non-mandatory requirements of this clause.

Compliance with mandatory and non-mandatory requirements (as on 31st March, 2020)

The Company has complied with all mandatory requirements of Regulation 34 of the SEBI LODR. The Company has adopted following non-mandatory requirements of Regulation 27 and Regulation 34 of the SEBI LODR:

1. **Modified Opinion(s) in Audit Report**

   During the period under review, there were no audit qualifications in the Company's financial statements.

2. **Reporting of Internal Auditor**

   PricewaterhouseCoopers Services LLP ("PWC") are the internal auditors of the Company and make presentations on their reports to the Audit Committee.

(x) No funds were raised by the Company through preferential allotment or by way of qualified institution placement during financial year 2019-20.

9. OTHER INFORMATION

(a) Risk Management Framework

The Company has in place mechanism to inform Board members about the risk assessment and minimization procedures and periodical reviews to ensure that risk is controlled by the executive management through the means of a properly defined framework.

(b) CEO and CFO Certification

The Whole Time Director and the Chief Financial Officer of the Company have given certification on financial reporting and internal controls to the Board as specified in Part B of Schedule II to the SEBI LODR. They also give quarterly certification on financial results while placing the financial results before the Board in terms of Regulation 33 of the SEBI LODR.

(c) Code of Conduct

The Company has laid down a code of conduct for all Board members and senior management personnel of the Company. The code of conduct is available on the website of the Company. The declaration of the Managing Director is given below:

To the Shareholders of Jindal Stainless (Hisar) Limited

Sub.: Compliance with Code of Conduct

I hereby declare that for the financial year ended 31st March, 2020 all the Board members and senior management personnel have affirmed compliance with the Code of Conduct as adopted by the Board of Directors.

(Abhyuday Jindal)
Managing Director

Dated: June 10, 2020

REPORT ON CORPORATE GOVERNANCE

General Disclosures

(i) A summary of transactions with related parties in the ordinary course of business is periodically placed before the audit committee;

(ii) The mandatory disclosure of transactions with related parties in compliance with Indian Accounting Standard (Ind AS) is a part of this annual report;

(iii) While preparing the annual accounts in respect of the financial year ended 31st March, 2020, no accounting treatment was different from that prescribed in the Indian Accounting Standards (Ind AS);

(iv) The Company has a Code of Practices and Procedures for Fair Disclosure of Unpublished Price Sensitive Information and a Code of Conduct to Regulate, Monitor and Report Trading by its employees and other connected persons, in accordance with the Securities and Exchange Board of India (Prohibition of Insider Trading) Regulations, 2015.

CERTIFICATE ON COMPLIANCE WITH THE CONDITIONS OF CORPORATE GOVERNANCE UNDER THE SEBI (LISTING OBLIGATIONS AND DISCLOSURE REQUIREMENTS) REGULATIONS, 2015.

To the Members,

Jindal Stainless (Hisar) Limited

We have examined the compliance of the conditions of Corporate Governance by Jindal Stainless (Hisar) Limited ("the Company") (CIN No. L27205HR2013PLC049963) for the year ended on March 31, 2020 as stipulated in the SEBI (Listing Obligations and Disclosure Requirement) Regulations, 2015 for the period from April 1, 2019 up to March 31, 2020.

The compliance of conditions of Corporate Governance is the responsibility of the management. Our examination was limited to a review of procedures and implementation thereof, adopted by the Company for ensuring the compliance of the conditions of Corporate Governance. It is neither an audit nor an expression of opinion on the financial statements of the Company.

On the basis of our findings from the examination of the records produced and explanations and information furnished to us and the representation made by the Management, we certify that the Company has complied with the conditions of Corporate Governance as stipulated in the SEBI Listing Regulations for the financial year ended March 31, 2020.

We state that such compliance is neither an assurance as to the further viability of the Company nor the efficiency or effectiveness with which the management has conducted the affairs of the Company.

Place: Hisar
Dated: 09-06-2020

M/s. Rajesh Garg & Co.
Company Secretaries,
CS Rajesh Garg
Prop.
M. No. 5960
C.P. No. 4093
UDIN:F005960B000326962

CERTIFICATE FROM COMPANY SECRETARY IN PRACTICE

[PURSUANT TO CLAUSE 10 OF PART C OF SCHEDULE V OF SEBI (LISTING OBLIGATIONS AND DISCLOSURE REQUIREMENTS) REGULATIONS, 2015]

To the Members of Jindal Stainless (Hisar) Limited

On the basis of our review and according to the records of Jindal Stainless (Hisar) Limited ("the Company") (CIN No. L27205HR2013PLC049963), we certify that none of the Directors on the Board of Directors of the Company has been debarred or disqualified from being appointed or continuing as directors of companies by the Securities and Exchange Board of India, Ministry of Corporate Affairs or any such statutory authority.

Place: Hisar
Dated: 09-06-2020

M/s. Rajesh Garg & Co.
Company Secretaries,
CS Rajesh Garg
Prop.
M. No. 5960
C.P. No. 4093
UDIN:F005960B000326973

Economic overview & outlook

Global economy

The global economy grew at an estimated 2.9% in 2019, following a slowdown across most advanced and developing nations. Trade policy uncertainty, geopolitical tensions, and stress in key emerging market economies continued to weigh on global economic activity especially manufacturing and trade in the second half of 2019.

Global growth is projected at –4.9% in 2020 owing to the unprecedented Covid-19 pandemic. The pandemic has had a significant impact on all global economies in the first half of 2020, and the recovery is projected to be gradual. In 2021 global growth is projected at 5.4%.

Global GDP Growth, %

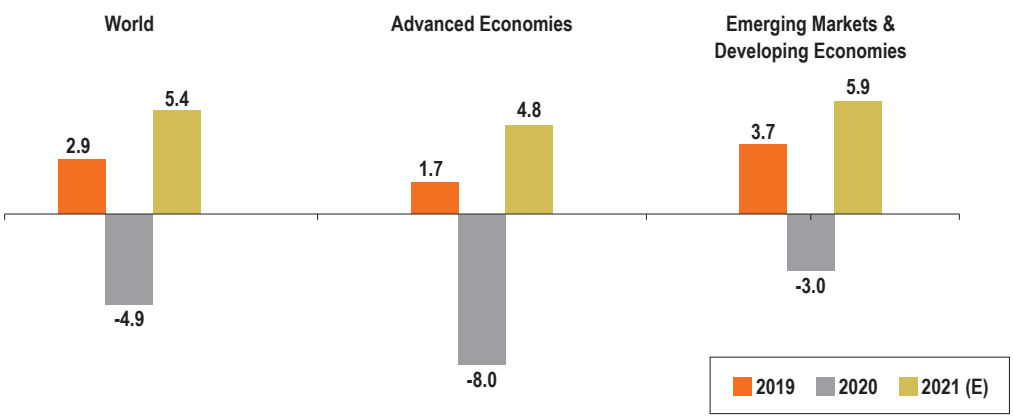

Source: IMF's World Economic Outlook Update, June 2020

Indian economy

During FY20, the Indian economy witnessed series of challenges given the decline in overall investments, private consumption and regulatory uncertainty. Additionally, NBFC liquidity issues and rural stress further impacted the economy. To counter these challenges, the Central Government announced a series of structural reforms. Amongst these reforms, the announcement to substantial reduction of the corporate tax rate had been one of the most notable initiatives undertaken by the Government to boost sustainable economic growth.

Q4FY20 witnessed lower economic activity due to the restrictions and lockdowns in the month of March, owing to Covid-19 pandemic, which typically tends to be a month with increased output as businesses normally try to meet targets before the end of the financial year. Overall, the pace of growth across key sectors, private consumption and investment saw a sharp decline during the quarter and was a drag on growth for the full year.

The GDP growth of the Indian economy during the CY2019 stood at 4.2%, according to International Monetary Fund(IMF). This is the lowest growth that India has recorded in the past 11 years.

India GDP Growth, %

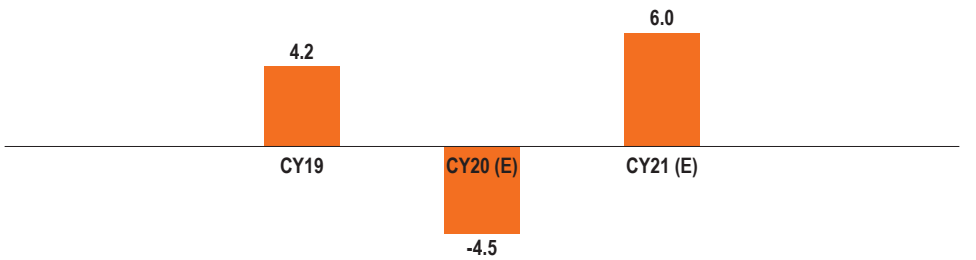

Source: IMF – Estimates for FY21 & FY22

The International Monetary Fund (IMF) has projected that Indian economy would contract by 4.5% in CY20. Post this period of contraction, IMF has projected a 6% growth for India in CY21.

Global Stainless Steel Scenario

The global stainless steel consumption has been on an upward trajectory in the past few years, primarily driven by a strong spurt in demand from the Asia-Pacific region, specifically China and India. According to International Stainless Steel Forum (ISSF), the total Stainless steel melt shop production increased from 38.5 MT million tonnes in CY2013 to 52.2 MT in CY2019, registering a healthy CAGR of 5.2% over the period. In the past two decades, stainless steel consumption has seen the strongest CAGR as against other major metals such as zinc, aluminium and carbon steel.

Stainless Steel emerges as fastest growing metal

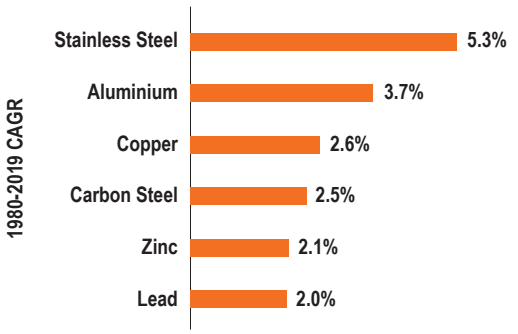

Healthy growth in global stainless steel production (mn. tonnes)

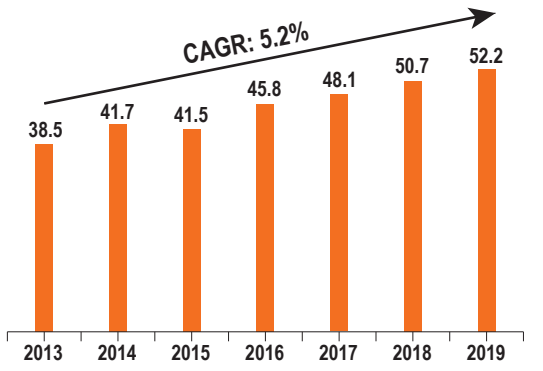

Source: ISSF

Domestic Stainless Steel Scenario

In India, the consumption of stainless steel has undergone a major transformation. Strong demand from end-user segments has led to higher consumption of stainless steel. In the late '90s, Stainless steel was primarily used for kitchenware with some exception for industrial goods. Over the years, there has been increased usage in various industries including automobile, railways, process and nuclear industries, and building and construction.

According to International Stainless Steel Forum (ISSF), India registered a total stainless-steel melt shop production of 3.92 MT in CY2019, witnessing an increase of 5% year-on-year. Total stainless steel flat products consumption grew by 7% in CY2019 in India. Due to the growing pace of stainless-steel adoption across different sectors, India was able to maintain its position as the second largest producer of stainless steel in the world in CY2019. Industry experts believe that India has a very promising stainless steel market; and given the multiple trends from Railways, Auto, Industrial, and Infrastructure usage, the consumption of Stainless steel in the country is expected to rise further.

MANAGEMENT DISCUSSION AND ANALYSIS

Company Overview

Jindal Stainless (Hisar) Limited (JSHL) is one of India's largest stainless steel specialty manufacturer with a diverse portfolio of value added products. Over the years, the Company has gradually grown to become a brand known for exporting quality products to other countries at a premium.

The Company has market leadership in specialty stainless steel products, with variety of its products used in various applications ranging from kitchenware & lifestyle to industrial & process engineering sectors. The dedicated R&D division of the Company has enabled JSHL to foray into the development of innovative high-value specialty products. Today, JSHL is the largest producer of stainless steel strips for razor blades worldwide and is the largest coin blanks producer in India. JSHL is also India's first Company to commercially manufacture high nitrogen steel (HNS) for the defence sector requirements.

The Company operates a stainless steel plant at Hisar, Haryana. The complex has a total stainless steel capacity of 0.8 million tonnes per annum. JSHL creates exclusive stainless steel Lifestyle products with a wide distribution channel and a strong retail presence.

Facilities (Hisar Plant)	Unit	Capacity
SMS Melting	MT	800,000
Hot Rolling – Steckel	MT	720,000
HR – Tandem Strip Mill	MT	300,000
HRAP & Plates Finishing	MT	175,000
Cold Rolling	MT	375,000
Specialty Products Division	MT	30,000
Coin Blanking	MT	10,000

Facilities (Vizag Plant)	Unit	Capacity
Ferro Alloys	MT	40,000

Specialty Value-Added offerings



Leadership in Specialty Products

Over the years, JSHL has built significant expertise in providing stainless steel for various applications like Precision Strips, Blades, Coin blanks, etc. Apart from being world's largest producer of stainless-steel strips for razor blades, the Company is also India's largest producer of coin blanks. As of today, the Company is supplying to major mints of various countries including Finland, Netherlands and Brazil. In India, the Company is currently catering to the requirements of ₹ 5, ₹ 10 and ₹ 20 coins. Going forward, the Company aspires to further expand its presence in the Coin Blanking segment. JSHL is also the first Company in India to commercially manufacture high nitrogen steel (HNS) for application in the defence sector.

JSHL is also present in the B2C segment through its subsidiary, JSL Lifestyle Limited with well-known brands like 'Arttdinox', and 'ARC'. These brands help the Company to cater to the last mile service requests by consumers. JSL Lifestyle Ltd. works as a catalyst amongst designers, architects, fabricators and other professionals to provide a range of technical support services and produces a wide range of stainless steel products available worldwide. JSHL's other subsidiary; Jindal Stainless Steelway Limited offers customized just-in-time services like slitting, cut–to–length, polishing, etc.

JSHL which holds a significant portion of the Specialty products market in India, aspires to further increase its specialty and value-added products revenue share, going ahead. The Company which has remained at the forefront of new-age application development continues to undertake initiatives to further widen its specialty products portfolio.

Strong emphasis on R&D

Over the years, JSHL has demonstrated a keenness to integrate technological innovations into its operations. From investing into cutting-edge equipment and adopting new procedures, JSHL has been the frontrunner in raising the benchmark across the domestic stainless steel landscape. The dedicated R&D division of JSHL helps it to continuously innovate and develop high-value specialty products. The team closely interacts with reputed national and international laboratories/scientific institutions/Universities to avail expert services & knowledge for critical investigations. The strong R&D expertise of the Company has also enabled it to consistently create value addition in its existing products and processes. It has also enabled the Company to build a strong presence in the manufacturing category of specialty steel for Defence segment. JSHL remains confident that its technological competencies will help it to consolidate its strong leadership position in the stainless steel industry.

Strengthened foray into Defense and Aerospace

The Company's manufacturing process has been optimized for industry scale production to cater to stringent and niche requirements of Indian Defence and Paramilitary forces. Today, JSHL has a strong presence in the manufacturing category of specialty steel for Defence segment.

The Company has been continuously strengthening its foray into Defence and Aerospace segment and working to develop and supply special alloys for various strategic applications viz. Submarine Rocket Launchers, Armored Vehicles, Mine Trawls etc. Going ahead, JSHL intends to undertake necessary initiatives to further increase its offerings into the Defence and Aerospace space.

Opportunities

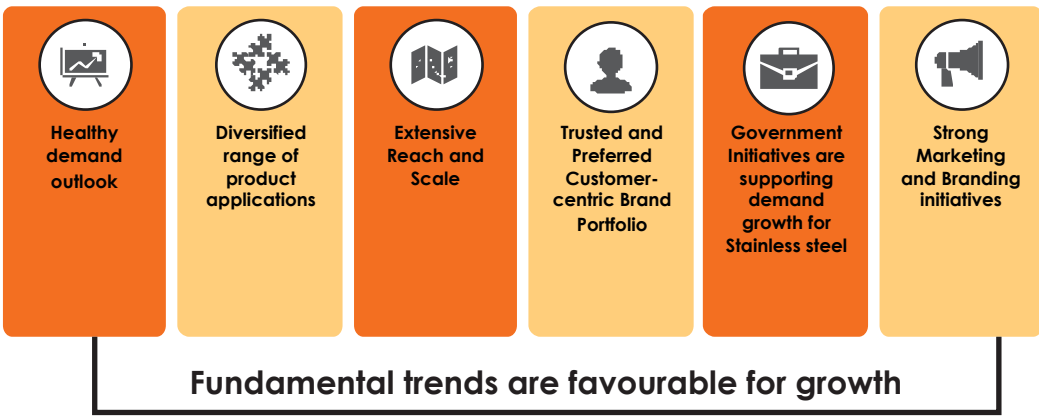

Healthy demand outlook

Over the past few years, increasing awareness on the various benefits of stainless steel has been leading to a substantial increase of its usage in various applications in railways, automobile, process industries, building and construction. Additionally, the various initiatives undertaken by the Indian Government have been giving significant impetus to the domestic stainless steel industry.

Indian Railways has been one of the early adopters of stainless steel and is expected to remain one of the biggest consumers of stainless steel over the next decade. Strong push from the Government on safety and enhanced Life Cycle costing along with increasing passenger trains has been leading to a strong shift towards stainless steel wagons and coaches, instead of the traditionally used carbon steel. Metro rail projects, which extensively use stainless steel for the construction of its light weight coaches and interiors, are coming-up in multiple cities across India. Railways are also taking initiatives to modernize the railway infrastructure, particularly with use of stainless steel in foot-over, rail-over bridges and station infrastructure. These initiatives are only expected to further increase the country's demand for stainless steel. Additionally, an increasing usage of stainless steel in various sectors including automobiles for BSVI exhaust compliance, process industry, white goods construction and infrastructure are expected to further enhance the country's demand for stainless steel going forward. Considering the renewed emphasis on healthcare infrastructure in the country, stainless steel emerges as a natural choice in material selection, owing to its inherently hygienic properties. Hospital beds, isolation chambers, modular toilets and several other applications of stainless steel are expected to get impetus in the coming years.

Diversified range of product applications

In the past couple of decades, the Indian stainless steel consumption has seen a paradigm shift from its use only in household/durables to use in new value-added categories of ABC, ART and process industries. JSHL enjoys a dominant position in the market in the value-added segment. Specialty Product Division of the Company has a diversified product portfolio of precision strips,razor blade and coin blanks. JSHL is the world's largest producer of stainless steel strips for razor blade and is India's largest producer of coin blanks, also serving the need of international mints.

Over the years, JSHL has widened its product offerings to have a diversified product portfolio and insulated itself from any slowdown in a particular product or category to de-risk itself.

Today, JSHL has a broad product portfolio with a wide range of stainless steel products across all product applications. It has cutting-edge technology that enables it to produce various grades of stainless steel with different specifications relating to width, thickness, finish and weight, based on customer's precise specifications. JSHL has a superior product-portfolio which enables itself to leverage its presence across verticals to deliver above industry average growth rates.

Extensive Reach and Scale

JSHL, being a dominant pan-India player in the domestic market, has a wide network with multiple touch points that enable its customers to avail the best of its services. The Company has a well-equipped manufacturing facility at Hisar, Haryana and at Visakhapatnam, Andhra Pradesh. Alongside these, the Company has 10 sales offices spread across the country.

Globally, the Company has extensive reach with 14 International sales/representative offices spread across US, EU, United Arab Emirates, Russia, and Vietnam. JSHL's distribution network of sales offices and service centres drives efficient functioning of its inventory, providing better services to domestic and International customers and in obtaining necessary customer feedback to provide more personalized products.

Trusted and Preferred Customer-centric Brand Portfolio

The "Jindal Stainless" brand has emerged as a trusted and preferred brand in the stainless steel sector in India and in International regions. The Company has been able to garner several tangible and intangible benefits due to its overall positive brand image.

Through its customer centric brand portfolio, JSHL has been able to set new benchmarks in the Indian Stainless Steel Industry. The two well-known brands 'Arttd'inox' and 'ARC' are helping to enhance the overall customer engagement and presence of the Company across product categories. Today, these brands are providing a sustainable competitive advantage by offering wide range of specialty products.

Strong Marketing and Branding initiatives

Over the years, the Company has consistently undertaken a number of notable marketing initiatives, which have enabled to substantially improve JSHL's brand salience and its overall market share. The Corporate Marketing Department of the Company has been consistently making persistent efforts in strengthening the demand ecosystem for stainless steel. Some of the recent notable marketing initiatives undertaken by the Company are mentioned below:

- During financial year 2019-20, the Corporate marketing team executed a co-branding scheme with more than 60 customers in the stainless steel pipe and tube segment. The initiative entails the right to use the 'Jindal Stainless' logo along with the pipe and tube manufacturer logo in order to staunch the counterfeit market and increase the Company and its customer share of wallet. The Company is confident that this initiative will help it to limit the counterfeit market, expand its presence, counter forgery and bring genuine stainless steel products to the consumers.

- As a new business development initiative towards sustainable transportation, the Company is in discussion with manufacturers to facilitate roll out of Stainless steel electric rickshaws. According to the transport sector estimates nearly 6 lakhs e-rickshaws are sold in India annually and this sale is expected to grow to the tune of 16% CAGR in the next 5 years. The Company is keen to tap this huge opportunity and is working with manufacturers to design and produce stainless steel models.
- During the year gone by, JSHL continued with its initiative of increasing the on-ground advocacy of Stainless steel. The Company has created four special Stainless steel showcase vans which have been travelling the length and breadth of the country, highlighting the benefits of stainless steel. Christened as the Stainless Academy, these vans have helped train fabricators. Each van displays a few of the varied applications of stainless steel in a particular sector. This also enables the showcase of stainless steel applications during conferences, industrial displays, road shows and event.
- The Company has trained over 9,000 fabricators across 61 cities in collaboration with the 'Skill India' campaign to up-skill this industry's technical manpower. The Company is also working very closely with National Skill Development Council on this part.
- Additionally, the Company also commenced courses in IIT- Kharagpur in 2019-20 and other premier institutes to train engineers and architects in varied applications of Stainless steel.
- The Company also actively participated in various exhibitions and seminars to pro-actively engage prospective customers and industry veterans.

The consistent and innovative marketing efforts of the Company have been successful in attracting substantial interest and demand for JSHL's offerings. Going ahead, JSHL will continue to various marketing development activities to build brand fondness, loyalty and purchase of JSHL's stainless-steel offerings through potential business and existing consumers alike.

Government Initiatives are supporting demand growth for Stainless steel

The demand of stainless steel is witnessing an increase with the support of Government initiatives like 'Make in India', domestically manufactured iron and steel products policy (DMISP) and is likely to be benefitted from soon to be announced scrap policy. National infrastructure plan of ₹ 102 lakh crore is expected to further aid stainless steel demand across sectors. The Government has also undertaken a number of initiatives to protect the domestic industry from the unwarranted increase in imports and thereby improving performance. The recent decision to opt out of the Regional Comprehensive Economic Partnership (RCEP) agreement is a step taken in the right direction to help maintain a level playing field for the Indian industry. Trade remedial measures are also being considered by the government in view of surge in imports and this is expected to curb unfair trade practices.

In order to monitor imports, the Government has also instituted the Steel Import Monitoring System (SIMS), which is applicable to all steel products. SIMS is a noteworthy step, as the Government will suo moto monitor and act with policy interventions in case any significant patterns in the import quantum of steel products are observed. Lastly, the decision taken by the Indian Government to reduce the corporate tax is expected to go a long way in giving the necessary boost to the domestic stainless steel industry.

Threats

JSHL is committed to recognizing and managing the risks it is exposed to, and has put in place mechanisms to handle the same. The Company's management systems, organizational structures, processes, standards, and code of conduct together form its internal control systems, which govern how it conducts its business and manage all associated risks.

The business of the Company is susceptible to certain risks and uncertainties arising out of the following macroeconomic factors:

Political, legal and regulatory risks

There exists a possibility of a change in the overall duty structure on key raw-materials/finished goods by the Government. Further, the Company has been exporting its products to many countries across the globe which has varying degrees of political and commercial stability. Any instability in such countries could impact the Company and pose challenge to its overall performance.

Disruption Risks

The Company operates in a global environment and can be affected by the general unprecedented crises like the recent outbreak of Covid-19 pandemic. This crisis has severely impacted economic activity across the globe. The manufacturing industry globally has been under stress as the supply chain was disrupted with restrictions on movement of goods and growing market uncertainty. Unprecedented situations like lockdown may also impact business. The pandemic also resulted in sharp volatility in raw material prices and disrupted the domestic and international demand Stainless steel.

Rising Stainless steel imports from FTA countries

Change in the demand-supply scenario can cause disruptions in the global market which could have an adverse effect on the Company's overall performance. Higher production in ASEAN countries including China could pose a threat to the outlook of the domestic industry. The Indian Stainless steel manufacturers are exposed to a threat of increased dumping of irrationally priced imports. This scenario of rising imports under FTAs into the country could force the Indian manufacturers including JSHL to under-utilize its capacities.

Despite having anti-dumping duties in place on certain products from China other countries, goods are getting circumvented through other FTA countries. This scenario could lead to a steep increase in channel inventories which would severely impact the overall pricing in the Indian market and have an adverse impact on the Company's performance.

Volatility in key raw-materials

The Company is exposed to price changes to some of its key raw-materials. This aspect could lead to a scenario of demand deterioration when prices fluctuate. The volatility in these materials could lead to an increase in inventories leading to some impact on the Company's performance.

Financial Risks

The Company's debt servicing capabilities could get affected due to any volatility in financial markets. The Company could face incremental challenges in a changing interest rate scenario. Further, the Company is also exposed to currency risks arising due to a considerable amount of import and export of goods it undertakes.

Risk Mitigation

Currently, the Company has been taking swift affirmative actions to mitigate the negative impact caused due to the Covid-19 pandemic. JSHL has also been closely monitoring the external environment and optimizing operations to align with the market conditions.

JSHL continues to undertake continuous modernization programs to maintain efficient operations of its products and engineering activities. The Company ensures that a majority of the products are contracted with pass through clauses thereby minimising adverse impact from raw material fluctuation.

Healthy cash flow generation by the Company has gone a long way in reducing the overall debt. JSHL aspires to further deleverage and maintain a healthier balance sheet. Additionally, the management actively benchmarks relevant operational parameters and ensures adequate level of liquidity is maintained for smooth operations.

Lastly, the Company is working closely with the Indian Government and other regulatory authorities on the issue of unabated dumping which has been happening into the country. JSHL is confident that the Indian Government will proactively review all the existing FTAs provision to strengthen and ensure the level-playing field for the domestic industry.

Performance Highlights – FY2020 vs. FY2019

	Standalone			Consolidated		
Particulars (₹ in crore)	**FY 2020**	**FY 2019**	**YoY (%)**	**FY 2020**	**FY 2019**	**YoY (%)**
Net Revenue from operations	8,339.69	8,956.40	(7)%	9,379.00	10,288.86	(9)%
Total Expenditure	7,477.92	8,056.79	(7)%	8,443.83	9,250.12	(9)%
EBITDA	861.77	899.61	(4)%	935.17	1,038.74	(10)%
Other Income	97.88	95.67	2%	132.86	102.11	30%
Finance Cost	303.64	347.56	(13)%	322.77	367.12	(12)%
Depreciation	273.16	275.78	(1)%	294.58	289.29	2%
PBT	401.56	403.75	(1)%	496.69	569.81	(13)%
Tax	81.23	142.10	(43)%	95.91	173.61	(45)%
PAT	320.33	261.65	22%	400.78	396.20	1%
EPS (Diluted) in INR	13.58	11.09	22%	16.65	16.16	3%

The standalone net revenue from operations stood at ₹ 8,339.69 crore as compared to ₹ 8,956.40 crore during previous year 2018-19. The sales volumes stood at 600,177 metric tonnes, registering a year-on-year decline of 10% on account of global slowdown and trade wars. The demand from auto and utensils segment was also subdued during the period. However, the Company reported 13% year-on-year growth in its Specialty Products division during the year.

Standalone EBITDA stood at ₹ 861.77 crore as compared to ₹ 899.61 crore during previous year. During FY20, interest costs declined by 13% to ₹ 303.64 crore. The tax reversal of ₹ 22 crore arising from adoption of the new tax regime had a positive impact on JSHL's PAT performance which grew by 22% during the year to ₹ 320 crore. EPS for the year was ₹ 13.58 against ₹ 11.09 for the previous year.

Key Financial Ratios

Key Financial Ratios - Standalone	FY20	FY19	FY18
EBITDA margin (%)	10.3%	10.0%	12.3%
PAT Margin (%)	3.8%	2.9%	4.3%
Net Debt to Equity	1.1	1.4	2.2
Net Debt to EBITDA	2.3	2.4	2.4
Return on Equity (%)	19.1%	18.9%	37.4%
Return on Capital employed (%)	15.6%	16.8%	24.4%
Debtors Turnover	11.5	11.0	9.5
Inventory Turnover	5.7	5.9	5.5
Interest Coverage Ratio	3.2	2.9	3.2
Current Ratio	1.1	1.0	1.0

Notes:
* Net Debt to Equity is calculated as Total Debt less Cash and Bank Balance / Equity
* Net Debt to EBITDA is calculated as Total Debt less Cash and Bank Balance / EBITDA
* ROE (%) is calculated as PAT / Avg. Networth
* ROCE(%) is calculated as Earning before Interest & Tax/Avg. Capital employed
* Inventory Turnover is calculated as COGS including employee cost, manufacturing & Admin Expenses and depreciation /Avg. Inventories
* Debtors Turnover is calculated as Sales /Avg. Account Receivable
* Interest Coverage Ratio is calculated as Earning before Depreciation, Interest, Tax & Exceptional Items / Finance cost
* Current Ratio is calculated as Current Asset /Current Liabilities

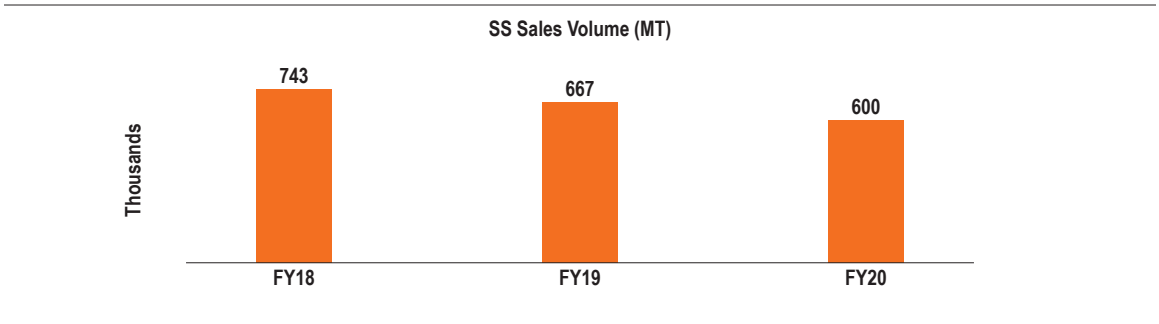

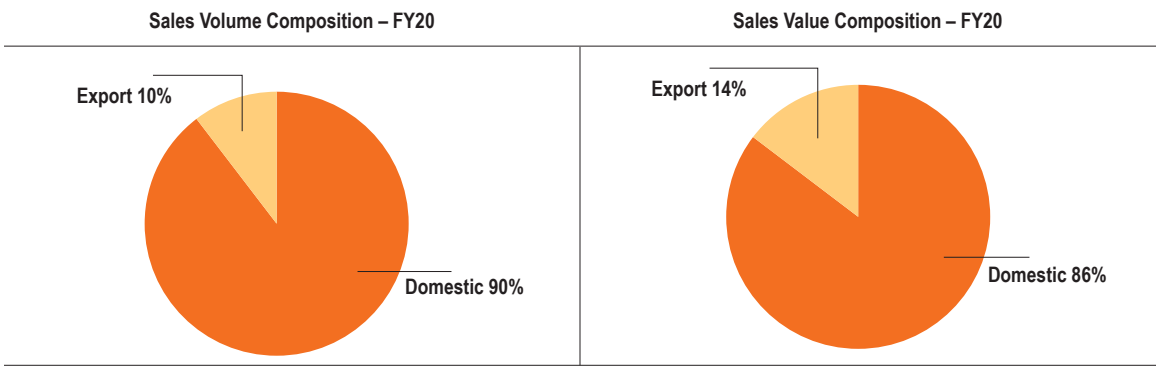

The Company's consolidated revenue from operations stood at ₹ 9,379.00 crore as compared to ₹ 10,288.86. Consolidated EBITDA stood at ₹ 935.17 crore in FY 2020 as compared to ₹ 1,038.74 crore in FY 2019. PAT for the year was reported at ₹ 400.78 crore as compared to ₹ 396.20 crore during previous year. EPS for the year was ₹ 16.65 against ₹ 16.16 for the previous year.

Description – Borrowings (₹ crore)	As on March 2020	As on March 2019	As on March 2018
Long term debt	**1,929**	**2,109**	**2,356**
Short term borrowing (less than 12 months)	90	72	442
Total Debt	**2,019**	**2,181**	**2,799**
Cash & Investments	19	19	7
Net Debt	**2,000**	**2,162**	**2,792**
Long term debt			
Long Term Debt Breakup:			
-INR Debt	1,929	2,109	2,356
-Foreign Currency Debt	-	-	-

Borrowings (Subsidiaries) (₹ crore)	As on March 2020	As on March 2019	As on March 2018
Long term debt	33	52	51
Short term borrowing (less than 12 months)	129	134	75
Total	**162**	**185**	**126**

The Company's total debt stood at ₹ 2,019 crore as of 31st March 2020. This is lower by ₹ 780 crore over the past two years. On the back of healthy cash flows, the Company has been able to strengthen its balance sheet as its Net Debt/Equity ratio has improved from 2.2x in FY18 to 1.1x in FY20.

Key Raw Materials – Price Trends

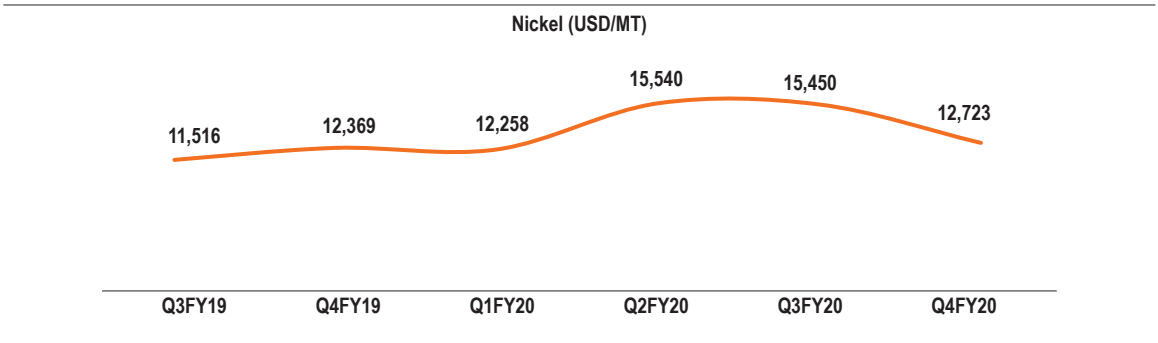

Note: Average quarterly prices; Source: LME

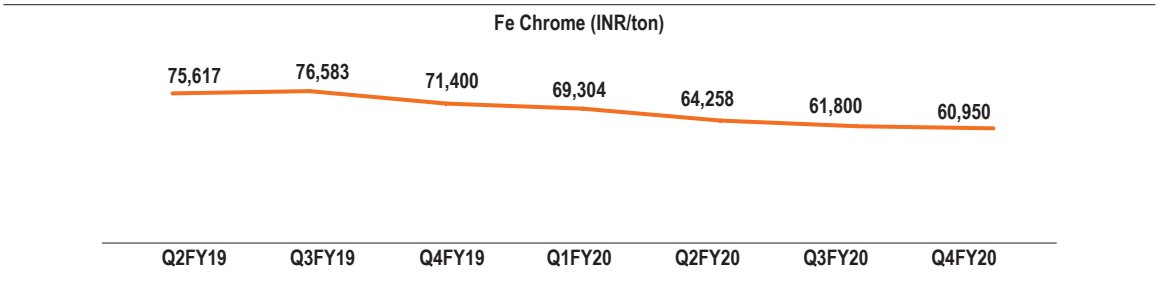

Note: Average quarterly prices; Source: Steel Mint

Awards and Accolades - FY20

- International Safety Award 2020 Merit' from British Safety Council.
- Winner of Golden Peacock Environment Management Award, 2019.
- 8 PAR Excellence & 07 Excellence Award in NCQC at Varanasi.
- 24 Gold 06 Silver medals in CCQC.
- 'Energy efficient Unit' Award in 20th National Awards for "Excellence in
- Energy management" by CII.
- 'Innovation in Energy Efficiency' Award in Large Scale Industries in
- "National Energy Efficiency Circle" awards by CII.

INTEGRATED MANAGEMENT SYSTEMS

Quality & Quality Management Systems

Quality Management System (ISO 9001:2015)

In this highly competitive business environment , where the customer settles for nothing less than excellence, Jindal Stainless (Hisar) Limited is driven to deliver quality - from the way they operate, to the customer service standards they establish and the products they deliver. To achieve this, JSHL has adopted the Internationally recognized quality management system (ISO 9001) that not only ensures that the customer's requirements are fulfilled across each stage of processing but also aids the organizations to compete globally both in product and process quality. As a part of its approach towards manufacturing excellence under the ISO 9001 regime, JSHL has also upgraded its QMS to comply with the requirements of ISO 9001:2015The results range from improved consistency in operations to improved customer satisfaction to international recognition.

Environmental Management System (ISO 14001:2015)

JSHL's commitment towards a sustainable and green environment has been demonstrated by ISO 14001 certification. Through ISO 14001:2015 implementation, JSHL demonstrates its intent of being a better corporate citizen, have reduced wastes, have proper utilization of resources and have improved upon their carbon footprint as well.

Occupation Health and Safety Management System (OHSAS 18001)

JSHL, by being an OHSAS 18001 certified organization, demonstrates its commitment to instigate proper and effective management of health & safety in the workplace, thus minimizing the risks to its workforce and visitors or external contractors on their premises. Cost savings and a reduction in accidents are just two of the many benefits accrued.

PED, AD 2000 W0, CPR, Norsok & Nabl

Besides being an Integrated Management System (ISO 9001, ISO 14001 & OHSAS 18001) organization, the products of Jindal Stainless (Hisar) Limited are also certified for Pressure Equipment Directive (PED-2014/68/EU), AD 2000 W0, Construction Product Regulation (0045-CPD-0896, also known as CE marking and the most recently acquired Norsok M-650 certification for Duplex Stainless Steel. These certifications demonstrate the capability of our product to meet the stringent requirements of the European Union for Pressurized Vessel applications like boilers, pressure vessels, valves etc. and for being used in Architecture, Building and Construction (ABC) Sector and oil & gas sector. Recently, the product portfolio for the PED and AD certifications has been upgraded to include Long Products as well.

Another feather in JSHL's crown is the NABL accreditation for the Chemical and Mechanical labs. NABL accreditation demonstrates JSHL's technical competence in the field of chemical testing, raises customer confidence in the test results issued by the laboratory with universal acceptability in the open market which provides greater access for their products, in both domestic and international markets

Environment

Safety and Fire

We are committed to promoting and protecting the Health, safety and well-being of our people. Our vision is to create a healthy and safest workplace and Zero harm culture. Health, safety and Environment is a key performance indicator and one of the prime drivers of the Company's corporate vision. Relevant stakeholders participates in management of change process. Mental health and wellbeing of employees are monitored periodically.

In an Endeavour to achieve Vision "zero incident" in Health, Environment & Safety several new initiatives were implemented for enhancement of skill and awareness at all level among employees

Monthly Safety Campaigns have been arranged on various topic based on Risk assessment and category of Incident happened earlier. Our training programs and safety initiatives are based on root cause analysis of Incidents as well as anticipated risk associated in job. We have strengthened selection criteria of contractors and their safety performance is kept on top over other criteria of selection. Method of statement is made mandatory for all contractors and critical Jobs to meet our safety standard.

Due to on line safety portal for Near miss and Nodal officer compliances have become more effective resultant in increase in capturing of Near miss & other safety observations. We have assessed all Critical risks, disaster conditions and in line with it we have strengthen our Emergency management system. We are periodically conducting mock drills taking consideration into all potential risk of disaster.

We have focused our safety program on: Inspection and audits, using internal and external benchmarking to drive health and safety improvements; Behavior safety, raising awareness of safety issues and reinforce it consistently with employees via regular communication through EHS leader meeting, safety briefings, Nodal officers, Safety committees etc.

Our powerful approach encompassing leadership, organization and operational components that guide organizations on a journey to zero injuries and incidents are : Strong and visible management commitment, Line management accountability and responsibility, Supportive SHE personnel, High standards of procedures and performance, Continuous training and development, Effective two-way communication, Progressive motivation and awareness, Behavior and observations and audits and thorough investigations and reports and implementations of CAPA.

JSHL reaches world class interdependence state of safety, there is uniform commitment to safety "Safety is a core Value" The Company today has a single safety philosophy: All incidents are preventable and the Goal is Zero. We have achieved significant reduction in overall accidents by 40%, reduction in Fire incident by 20% and significant Improvement in all leading indicators of safety performance.

Environment

In the pursuit of Excellency in sustainable environment, Jindal Stainless (Hisar) Limited (JSHL), Hisar has taken various measures towards environment protection by way of efficient use of all key resources through its effective management, technological advancement and sound environmentally workforce for up-gradation of Integrated Management System (IMS) that includes ISO 9001: 2015 for Quality Management System (QMS), ISO 14001:2015 for Environment Management System (EMS) and OHSAS 18001:2007 for Occupational Health & Safety Management System in line with the requirement.

Environment Surveillance monitoring of Air quality (ambient air and stack), Water quality, and Noise at various locations is being regularly carried out. 8 nos. of PTZ Camera has been installed at various locations inside plant for round the clock supervision of Process emission and 2 nos IP Based PTZ camera has been installed at ETP plants. Various environmental measures has been taken for control of Air Pollution. The fume extraction system is updated for steel melting shops.

As a part of compliance towards Pollution Prevention and sound environmental performance, JSHL has made substantial efforts in last few years. Consent to Establish and consent to operate has been obtained for Induction Furnace Project as well as for CRD expansion project. The Consent to Establish for SPD Expansion Project has been obtained.

To be harmony with nature and green environment, JSHL has undertaken mass plantation programs in and around the Plant. As on 31st March, 2020 JSHL has undertaken tree plantation of more than 1.2 Lakh nos. inside and outside plant.

JSHL is committed towards sustainable clean and green environment with compliance to all statutory obligations.

Human Resource

At Jindal Stainless (Hisar) Limited, the bedrock of our success is the relentless effort put in by our workforce. In turn, we continue to nurture an environment where our employees can continuously work on innovation in processes and products, and skill enhancement for themselves. During the year, the Human Resources (HR) team focused on Competence, Competitiveness, Commitment and Care. Our efforts were reinforced through best-in-class technology and digitisation by adopting Success Factors for all people processes.

As on March 31,2020, the Company comprised total employee strength of 5,694 (including contractual staff). Competence is critical for fostering our business, especially during these challenging times. We have been continuously reinforcing our talent pool from the premier institutions of the country, like IITs, NITs and Government Engineering colleges. To ensure smooth and seamless on-boarding of fresh talent, we introduced ARISE, a 9-months induction program to "Shape Stainless Engineers" of the future. During the year, over 16,000 human-days of training were imparted to all employees, including off-roll employees. We completed the 12 month journey of Masterful Management, a flagship leadership development program for middle managers that focused on leadership capabilities for the changing business landscape. With the world changing dynamically and adapting digital platforms for almost everything, in this year, we explored different platforms for e-Learning, like Datacamp, Udemy, VSkills, Alison, Lynda. Encouraging experiential learning, we also encouraged the presence of our employees in various seminars, conferences and paper presentation seminars, across leading institutes and organisations like IITs, IIMs, CII and UNDP.

The key to business success has been competiveness, which can be achieved by bringing out the best in every employee. In order to align individual's and company's objectives, your company introduced Continuous Performance Management System (CPMs), wherein all managerial employees are encouraged to align their goals with business priorities on a quarterly basis. The system also encourages regular feedback and review, ensuring the highest level of performance. Your company has augmented its Reward & Recognition policy to reinforce a culture of appreciation and last year, over 1500 employees were recognized for special contributions.

Building employee commitment is an intensive and critical process for business sustenance. We believe in connecting with our employees and family members through our multiple communication platforms, like Sampark and Coffee with MD for a direct connect with MD, town hall meetings with the leadership team, and celebration of festivals with family members. Jindal Premier Cricket League, Pro-Kabaddi league and Zonal Level Sports meets were enjoyed by one and all. Further, our engagement with employees continued to strengthen through the Climate Survey, which was launched to solicit their opinions, perceptions and feelings regarding the organisation's environment. An online module on POSH was launched across all management levels to reiterate our commitment towards being a 'zero tolerance organization' against sexual harassment of women at workplace.

Employee care is one of the core values for your company. We address the basic needs of employees in terms of medical care, housing and education. We have ensured quality education to all employees' wards by subsidising school fees. All employees and family members are covered under the medical care scheme. Your company also provides well maintained accommodation to its employees. The HR team continues to be dedicated towards building competent, committed and agile workforce for this world-class organisation.

Way Forward

Several internal and external factors augur well for the Company's future. Today, JSHL enjoys a deep repository of experience of several years, a comprehensive pan-India and global distribution network, a large team of experienced and professionally-run human resource and a well-diversified product portfolio of stainless steel products.

JSHL has undertaken significant steps to shift its production mix towards value-added segments which has been significantly assisting the Company to drive its performance. The philosophy of strongly focussing on value-added segments and expanding the overall customer base in new geographies is expected to provide the necessary resilience to successfully overcome challenges through different parts of the business cycle. On a longer-term basis, the Company remains confident that its strategic initiatives will provide levers for high quality and sustainable growth and profitability.

FORWARD-LOOKING STATEMENT

This Annual Report includes forward-looking statements regarding guidance, industry prospects, or future results of operations or financial position. We use words such as anticipates, believes, expects, future, intends, and similar expressions to identify forward looking statements. Forward looking statements reflect management's current expectations and are inherently uncertain. Actual results could differ materially for a variety of reasons, including, among others, fluctuations in foreign exchange rates, changes in global economic conditions and customer spending, world events and the rate of growth among others. The Company assumes no responsibility to amend, modify or revise any such statements. The Company disclaims any obligation to update these forward-looking statements except as may be required by law.

INDEPENDENT AUDITOR'S REPORT

TO THE MEMBERS OF JINDAL STAINLESS (HISAR) LIMITED

Report on the Audit of Standalone Financial Statements

Opinion

We have audited the accompanying standalone financial statements of JINDAL STAINLESS (HISAR) LIMITED ("the Company"), which comprise the Balance Sheet as at March 31, 2020, the Statement of Profit and Loss (including other comprehensive income), the statement of changes in equity and the statement of cash flows for the year then ended and notes to the standalone financial statements, including a summary of the significant accounting policies and other explanatory information in which are included the Return for the year ended on the date audited by the branch auditors of the Company's branch located at Kothavalasa in Vizianagaram district, Andhra Pradesh. (herein after referred to as "standalone financial statements").

In our opinion and to the best of our information and according to the explanations given to us, the aforesaid standalone financial statements give the information required by the Companies Act, 2013 ("the Act") in the manner so required and give a true and fair view in conformity with the Indian Accounting Standards prescribed under section 133 of the Act read with the Companies (Indian Accounting Standards) Rules, 2015, as amended, ("Ind AS") and other accounting principles generally accepted in India, of the state of affairs of the Company as at March 31, 2020, its profit (including Other comprehensive income), changes in equity and its cash flows for the year ended on that date.

Basis of Opinion

We conducted our audit in accordance with the Standards on Auditing (SAs) specified under section 143(10) of the Companies Act, 2013. Our responsibilities under those Standards are further described in the Auditor's Responsibilities for the Audit of the Standalone Financial Statements section of our report. We are independent of the Company in accordance with the Code of Ethics issued by the Institute of Chartered Accountants of India together with the ethical requirements that are relevant to our audit of the standalone financial statements under the provisions of the Companies Act, 2013 and the Rules thereunder, and we have fulfilled our other ethical responsibilities in accordance with these requirements and the Code of Ethics. We believe that the audit evidence we have obtained is sufficient and appropriate to provide a basis for our opinion.

Key Audit Matters

Key Audit Matters are those matters that, in our professional judgement, were of most significance in our audit of the standalone financial statements for the year ended March 31, 2020. These matters were addressed in the context of our audit of the standalone financial statements as a whole, and in forming our opinion thereon, and we do not provide a separate opinion on these matters.

We have determined the matters described below to be the key audit matters to be communicated in our report:-

Description of Key Audit Matter	How our audit addressed the Key Audit Matter
Contingent liabilities The Company faces a number of actual legal and regulatory proceedings. The determination of the provision and/or the level of disclosure required involves a high degree of judgement resulting in provisions and contingent liabilities being considered as a key audit matter.	We evaluated the design and tested operating effectiveness of controls in respect of determination of the contingencies. We determined that the operation of the controls provided to us with evidence over the completeness, accuracy and valuation of the guarantees by an independent valuer; We read the summary of litigation matters provided by management and held discussions with Company's legal department/advisors and read determinations and judgment's made by the Court/ legal authority(s). We requested legal letters from some of the external legal advisors with respect to the matters included in the summary. Where appropriate we examined correspondence connected with the cases; For litigation provisions/ contingencies, we tested the calculation, assessed the estimates against historical trends. We considered management's judgements on the level of provisioning/ contingencies to be appropriate. We also evaluated appropriateness of the disclosures in Note no. 31 and 38 which we considered appropriate.
Revenue Recognition Revenue from the sale of goods (hereinafter referred to as "Revenue") is recognized when the Company performs its obligation to its customers and the amount of revenue can be measured reliably and recovery of the consideration is probable. The timing of such recognition in case of sale of goods is when the control over the same is transferred to the customer, which is mainly upon delivery. The timing of revenue recognition is relevant to the reported performance of the Company. The management considers revenue as a key measure for evaluation of performance. There is a risk of revenue being recorded before control is transferred. Refer Note 1.12 of the Standalone Financial Statements – Significant Accounting Policies	Our procedures included: ● Evaluating the integrity of the general information and technology control environment and testing the operating effectiveness of key IT application controls ● Evaluating the design and implementation of Company's controls in respect of revenue recognition. ● Testing the effectiveness of such controls over revenue cut off at year-end ● Testing the supporting documentation for sales transactions recorded during the period closer to the year end and subsequent to the year end, including examination of credit notes issued after the year end to determine whether revenue was recognized in the correct period. ● Performing analytical procedures on current year revenue based on monthly trends and where appropriate, conducting further enquiries and testing. ● Assessing the appropriateness of the Company's revenue recognition accounting policies in line with IND AS 115 ("Revenue from Contracts with Customers") and testing thereof.

Information Other than the Standalone Financial Statements and Auditor's Report Thereon

The Company's Board of Directors is responsible for the other information. The other information comprises the information included in the annual report, but does not include the standalone financial statements and our auditor's report thereon. The Annual Report is expected to be made available to us after the date of this Auditors' Report.

Our opinion on the standalone financial statements does not cover the other information and we do not express any form of assurance conclusion thereon.

In connection with our audit of the standalone financial statements, our responsibility is to read the other information and, in doing so, consider whether the other information is materially inconsistent with the financial statements or our knowledge obtained in the audit or otherwise appears to be materially misstated.

When we read Annual Report, if we conclude that there is a material misstatement therein, we are required to communicate the matter to those charged with governance.

Responsibility of Management and Those Charged with Governance for the Standalone Financial Statements

The Company's Board of Directors is responsible for the matters stated in Section 134(5) of the Act with respect to the preparation of these standalone financial statements that give a true and fair view of the financial position/state of affairs, financial performance (profit and loss including other comprehensive income), changes in equity and cash flows of the Company in accordance with the accounting principles generally accepted in India, including the Indian Accounting Standards (Ind AS) specified under Section 133 of the Act. This responsibility also includes maintenance of adequate accounting records in accordance with the provisions of the Act for safeguarding of the assets of the Company and for preventing and detecting frauds and other irregularities; selection and application of appropriate accounting policies; making judgments and estimates that are reasonable and prudent; and design, implementation and maintenance of adequate internal financial controls, that were operating effectively for ensuring the accuracy and completeness of the accounting records, relevant to the preparation and presentation of the standalone financial statements that give a true and fair view and are free from material misstatement, whether due to fraud or error.

In preparing the standalone financial statements, management is responsible for assessing the Company's ability to continue as a going concern, disclosing, as applicable, matters related to going concern and using the going concern basis of accounting unless management either intends to liquidate the Company or to cease operations, or has no realistic alternative but to do so.

The Board of Directors are also responsible for overseeing the company's financial reporting process.

Auditor's Responsibilities for the Audit of the Standalone Financial Statements

Our objectives are to obtain reasonable assurance about whether the standalone financial statements as a whole are free from material misstatement, whether due to fraud or error, and to issue an auditor's report that includes our opinion. Reasonable assurance is a high level of assurance, but is not a guarantee that an audit conducted in accordance with SAs will always detect a material misstatement when it exists. Misstatements can arise from fraud or error and are considered material if, individually or in the aggregate, they could reasonably be expected to influence the economic decisions of users taken on the basis of these standalone financial statements.

As part of an audit in accordance with SAs, we exercise professional judgment and maintain professional skepticism throughout the audit. We also:

- Identify and assess the risks of material misstatement of the standalone financial statements, whether due to fraud or error, design and perform audit procedures responsive to those risks, and obtain audit evidence that is sufficient and appropriate to provide a basis for our opinion. The risk of not detecting a material misstatement resulting from fraud is higher than for one resulting from error, as fraud may involve collusion, forgery, intentional omissions, misrepresentations, or the override of internal control.
- Obtain an understanding of internal control relevant to the audit in order to design audit procedures that are appropriate in the circumstances. Under Section 143(3)(i) of the Act, we are also responsible for expressing our opinion on whether the Company has adequate internal financial controls system in place and the operating effectiveness of such controls.
- Evaluate the appropriateness of accounting policies used and the reasonableness of accounting estimates and related disclosures made by management.
- Conclude on the appropriateness of management's use of the going concern basis of accounting and, based on the audit evidence obtained, whether a material uncertainty exists related to events or conditions that may cast significant doubt on the ability of the Company to continue as a going concern. If we conclude that a material uncertainty exists, we are required to draw attention in our auditor's report to the related disclosures in the standalone financial statements or, if such disclosures are inadequate, to modify our opinion. Our conclusions are based on the audit evidence obtained up to the date of our auditor's report. However, future events or conditions may cause the Company to cease to continue as a going concern.
- Evaluate the overall presentation, structure and content of the standalone financial statements, including the disclosures, and whether the standalone financial statements represent the underlying transactions and events in a manner that achieves fair presentation.

We communicate with those charged with governance regarding, among other matters, the planned scope and timing of the audit and significant audit findings, including any significant deficiencies in internal control that we identify during our audit.

We also provide those charged with governance with a statement that we have complied with relevant ethical requirements regarding independence, and to communicate with them all relationships and other matters that may reasonably be thought to bear on our independence, and where applicable, related safeguards.

From the matters communicated with those charged with governance, we determine those matters that were of most significance in the audit of the standalone financial statements and are therefore the key audit matters. We describe these matters in our auditor's report unless law or regulation precludes public disclosure about the matter or when, in extremely rare circumstances, we determine that a matter should not be communicated in our report because the adverse consequences of doing so would reasonably be expected to outweigh the public interest benefits of such communication.

Materiality is the magnitude of misstatements in the standalone financial statements that, individually or in aggregate, makes it probable that the economic decisions of a reasonably knowledgeable user of the financial statements may be influenced. We consider quantitative materiality and qualitative factors in (i) planning the scope of our audit work and in evaluating the results of our work; and (ii) to evaluate the effect of any identified misstatements in the standalone financial statements.

Other Matter

(a) We did not audit the financial statements/ information of one branch included in the standalone financial statements of the company whose financial statements/financial information reflect total assets of ₹ 4.58 crore as at March 31, 2020 and the total revenue of ₹ 184.37 crore for the year ended on that date, as considered in the standalone financial statements/information of the branch has been audited by the branch auditor whose report have been furnished to us, and our opinion in so far as it relates to the amounts and disclosures included in respect of the branch, is based solely on the report of such branch auditor.

(b) Note No. 37 (a) of the standalone financial statements, describes the uncertainties and the impact of Covid-19 pandemic on the Company's operations and standalone financial statements as assessed by the management. Further, due to Covid-19 related lock down restrictions, management was able to perform year end physical verification of inventory at certain locations, subsequent to the year end. Also, we were not able to physically observe the verification of inventory that was carried out by the management. Consequently, we have performed alternative procedures to audit the existence of Inventory as per the guidance provided in SA-501 "Audit Evidence – Specific Considerations for Selected Items" and have obtained sufficient audit evidence to issue our unmodified opinion on these standalone financial statements.

Our opinion is not modified in respect of these matters.

Report on other legal and regulatory requirements

1. As required by the Companies (Auditor's Report) Order, 2016 ("the Order") issued by the Central Government of India in terms of sub-section (11) of section 143 of the Act, and on the basis of such checks of the books and records of the Company as we considered appropriate and according to the information and explanations given to us during the course of audit, we give in the Annexure 'A' a statement on the matters specified in the paragraphs 3 and 4 of the Order.
2. As required by Section 143 (3) of the Act, we report that:
   (a) We have sought and obtained all the information and explanations which to the best of our knowledge and belief were necessary for the purposes of our audit.
   (b) In our opinion, proper books of account as required by law have been kept by the Company so far as it appears from our examination of those books and proper returns adequate for the purpose of our audit have been received from the branch not visited by us.
   (c) The reports on the accounts of the branch office of the company audited under the section 143(8) of the Act by branch auditors have been sent to us and have been properly dealt with by us in preparing this report.
   (d) The Balance Sheet, the Statement of Profit and Loss including Other Comprehensive Income, the Statement of Cash Flows and Statement of Change in Equity dealt with by this Report are in agreement with the books of account and with the returns received from the branch not visited by us.
   (e) In our opinion, the aforesaid standalone financial statements comply with the Accounting Standards specified under Section 133 of the Act, read with Companies (Indian Accounting Standards) Rules, 2015, as amended.
   (f) On the basis of the written representations received from the directors as on March 31, 2020 taken on record by the Board of Directors, none of the directors is disqualified as on March 31, 2020 from being appointed as a director in terms of Section 164 (2) of the Act.
   (g) As required by section 143(3)(i) of the Companies Act, 2013, and based on the checking of the books and records of the Company as we considered appropriate and according to the information and explanations given to us, our separate report with respect to the adequacy of the internal financial controls over financial reporting of the Company and the operating effectiveness of such controls is as per Annexure 'B'.

(h) With respect to the other matter to be included in the Auditors' report under Section 197(16), as amended: In our opinion and according to the information and explanation given to us, the managerial remuneration paid/provided during the current year by the Company is in accordance with the provisions of Section 197 of the Act.

(i) With respect to the other matters to be included in the Auditor's Report in accordance with Rule 11 of the Companies (Audit and Auditors) Rules, 2014, in our opinion and to the best of our information and according to the explanations given to us:

i. The Company has disclosed the impact of pending litigations on its financial position in its standalone financial statements.

ii. The Company has made provision, as required under the applicable law or accounting standards, for material foreseeable losses, if any, on long term contracts including derivatives contracts.

iii. There was no amount which was required to be transferred to the Investor Education and Protection Fund by the Company.

For **LODHA & CO.**
Chartered Accountants
ICAI-FRN: 301051E

N.K. LODHA
Partner
Membership No. 085155
UDIN: 20085155AAAACA7671

Place: New Delhi
Date: June 10, 2020

For **S.S. KOTHARI MEHTA & COMPANY**
Chartered Accountants
ICAI-FRN: 000756N

AMIT GOEL
Partner
Membership No. 500607
UDIN: 20500607AAAADI8588

Place: New Delhi
Date: June 10, 2020

ANNEXURE "A" REFERRED TO IN PARAGRAPH 1 UNDER THE HEADING "REPORT ON OTHER LEGAL AND REGULATORY REQUIREMENTS" OF OUR REPORT OF EVEN DATE ON THE STANDALONE FINANCIAL STATEMENTS OF JINDAL STAINLESS (HISAR) LIMITED FOR THE YEAR ENDED MARCH 31, 2020.

i. (a) The Company has maintained proper records showing full particulars including quantitative details and situation of fixed assets.

(b) The Company has a regular program of physical verification of its fixed assets by which fixed assets have been verified by the management according to the program of periodical physical verification in a phased manner which in our opinion is reasonable having regard to the size of the Company and the nature of its fixed assets. The discrepancies noticed on such physical verification were not material.

(c) According to the information and explanations given to us and on the basis of our examination of the records of the Company, the title deeds of immovable properties (which are included under the head 'Property, plant and equipment') are held in the name of the Company read with footnote (#) of Note No. 2 of the standalone financial statements.

ii. The inventories of the Company (except stock lying with the third parties and in transit) have been physically verified by the management at reasonable intervals. Further due to Covid-19 related lock down restrictions, management was able to perform year end physical verification of inventory subsequent to the year end.

In our opinion, the procedures of physical verification of inventory followed by the management are reasonable in relation to the size of the Company and nature of its business. Further, we have performed alternative procedures, for physical verification done subsequent to the year-end due to Covid-19, to audit the existence of Inventory as per the guidance provided in SA-501 "Audit Evidence – Specific Considerations for Selected Items" and have obtained sufficient audit evidence and the discrepancies noticed on such physical verification of inventory as compared to book records were not material.

iii. The Company has granted loans, unsecured to Companies covered in the register maintained under section 189 of the Companies Act, 2013 (Read with note no. 36(a) of the standalone financial statements):-

a) According to the information and explanations given to us and based on the audit procedures conducted by us, we are of the opinion that terms and conditions of aforesaid loans so granted are not prejudicial to the interest of the Company.

b) In respect of aforesaid loans, repayment of principal & payment of interest has been stipulated and repayment and receipts have not become due for payment as on March 31, 2020 (read with footnote @ to note no. 47).

c) There were no overdue amounts remaining outstanding as at the year-end.

iv. According to the information, explanations and representations provided by the management and based upon audit procedures performed, we are of the opinion that in respect of loans, investments, guarantees and security, the Company has complied with the provisions of the Section 185 and 186 of the Companies Act, 2013.

v. In our opinion and according to the information and explanations given to us, the Company has not accepted any deposits from the public within the meaning of directives issued by the Reserve Bank of India and provisions of sections 73 to 76 or any other relevant provisions of the Act and the Rules framed thereunder.

vi. We have broadly reviewed the books of account maintained by the company pursuant to the rules made by the Central Government for the maintenance of cost records under section 148(1) of the Act in respect of the Company's products and services to which the said rules are made applicable and are of the opinion that prima facie, the prescribed records have been made and maintained. We have, however, not made a detailed examination of the said records with a view to determine whether they are accurate or complete.

vii. (a) According to the records of the Company, the Company is generally regular in depositing undisputed statutory dues including provident fund, employees' state insurance, income tax, goods and service tax, duty of customs, cess and other material statutory dues with the appropriate authorities to the extent applicable and there are no undisputed statutory dues payable as at March 31, 2020 for a period of more than six months from the date they become payable.

(b) According to the records and information & explanations given to us, there are no dues in respect of Income tax and goods and service tax that have not been deposited with the appropriate authorities to the extent applicable on account of any dispute and the dues in respect of duty of customs, duty of excise, service tax, sales tax and labour welfare cess that have not been deposited with the appropriate authorities on account of any dispute and the forum where the dispute is pending are given below:

Name of The Statute	Nature of Dues	Amount (₹ in Crore)	Period to which amount relates to	Forum where dispute is pending
Central Excise Act	Excise Duty	0.47	Jul'05 – Dec'07	High Court of Punjab & Haryana
		2.66	2006-07	High Court of Punjab & Haryana
		1.94	2014-17	Joint Commissioner, Rohtak
		0.02	Apr 95 - Jun 95	High Court, New Delhi
		6.58	Jan 99 - Dec 04	High Court of Punjab & Haryana
		28.50	Jul 05 - Dec 07	Commissioner, Rohtak
		0.08	1994-95	Addl. Commissioner of Central Excise,Rohtak

Name of The Statute	Nature of Dues	Amount (₹ in Crore)	Period to which amount relates to	Forum where dispute is pending
Central Excise Act	Excise Duty	0.05	May 07 - Oct 07	High Court of Punjab &Haryana.
		0.05	Jul 09	High Court of Punjab &Haryana.
		8.83	May 04- Nov 04	High Court Hyderabad
		74.16	July 09- Dec 13	Commissioner Vishakhapatnam
Customs Act, 1956	Custom Duty	15.13	Mar 2014 – May 2018	Deputy Commissioner of Custom, Gurgaon
The Central Sales Tax, 1956	Sales Tax	0.03	1993-94	High Court of Punjab & Haryana
Finance Act 1994	Service Tax	0.94	April 16 - June 17	High Court Orissa
Labour Welfare Fund	Labour Welfare Cess	0.05	2006-2011	High Court AP

viii. In our opinion, on the basis of audit procedures and according to the information and explanations given to us, the Company has not defaulted in repayment of dues to financial institutions, banks, government, as applicable. There are no dues to debenture holders.

ix. On the basis of information and explanations given to us, term loan were applied for the purpose for which the loans were obtained. No moneys have been raised during the year by way of initial public offer or further public offer.

x. Based on the audit procedure performed and on the basis of information and explanations provided by the management, no fraud by the Company and no material fraud on the Company by its officers or employees has been noticed or reported during the course of the audit.

xi. According to the information and explanations given to us and based on our examination of the records of the Company, managerial remuneration has been paid/provided in accordance with the requisite approvals mandated by the provisions of section 197 read with Schedule V to the Companies Act.

xii. In our opinion and according to the information and explanations given to us, the Company is not a nidhi company. Accordingly, clause 3(xii) of the Order is not applicable.

xiii. According to the information and explanations and records made available by the management of the Company and audit procedure performed, for transactions with the related parties during the year, the Company has complied with the provisions of Section 177 and 188 of the Act, where applicable. As explained and as per records, details of related party transactions have been disclosed in the standalone financial statements as per the applicable Indian Accounting Standards (Read with note no. 47).

xiv. According to the information and explanations given to us, the Company has not made any preferential allotment or private placement of shares or fully or partly convertible debentures during the year and hence reporting under clause 3 (xiv) of the Order is not applicable to the Company.

xv. On the basis of records made available to us and according to information and explanations given to us, the Company has not entered into non-cash transactions with the directors or persons connected with him.

xvi. The Company is not required to be registered under section 45-IA of the Reserve Bank of India Act 1934.

For **LODHA & CO.**
Chartered Accountants
ICAI-FRN: 301051E

N.K. LODHA
Partner
Membership No. 085155

Place: New Delhi
Date: June 10, 2020

For **S.S. KOTHARI MEHTA & COMPANY**
Chartered Accountants
ICAI-FRN: 000756N

AMIT GOEL
Partner
Membership No. 500607

Place: New Delhi
Date: June 10, 2020

INDEPENDENT AUDITOR'S REPORT

ANNEXURE 'B' TO THE INDEPENDENT AUDITOR'S REPORT OF EVEN DATE ON THE STANDALONE FINANCIAL STATEMENTS OF JINDAL STAINLESS (HISAR) LIMITED

Report on the internal financial controls over financial reporting under clause (i) of sub-section 3 of section 143 of the Companies Act, 2013 ("the Act")

We have audited the internal financial controls over financial reporting of JINDAL STAINLESS (HISAR) LIMITED ("the Company") as of March 31, 2020 in conjunction with our audit of the standalone financial statements of the Company for the year ended on that date in which are incorporated the Return for the year ended on the date audited by the branch auditor of the Company's branch at Kothavalasa in Vizianagaram district, Andhra Pradesh.

Management's responsibility for internal financial controls

The Company's Board of Directors is responsible for establishing and maintaining internal financial controls based on the internal control over financial reporting criteria established by the Company considering the essential components of internal control stated in the Guidance Note on Audit of Internal Financial Controls over Financial Reporting issued by the Institute of Chartered Accountants of India (ICAI). These responsibilities include the design, implementation and maintenance of adequate internal financial controls that were operating effectively for ensuring the orderly and efficient conduct of its business, including adherence to Company's policies, the safeguarding of its assets, the prevention and detection of frauds and errors, the accuracy and completeness of the accounting records, and the timely preparation of reliable financial information, as required under the Companies Act, 2013.

Auditor's responsibility

Our responsibility is to express an opinion on the Company's internal financial controls over financial reporting based on our audit. We conducted our audit in accordance with the Guidance Note on Audit of Internal Financial Controls Over Financial Reporting (the "Guidance Note") and the Standards on Auditing, issued by the Institute of Chartered Accountants of India (ICAI) and deemed to be prescribed under section 143(10) of the Companies Act, 2013, to the extent applicable to an audit of internal financial controls, both applicable to an audit of Internal Financial Controls and, both issued by the Institute of Chartered Accountants of India. Those Standards and the Guidance Note require that we comply with ethical requirements and plan and perform the audit to obtain reasonable assurance about whether adequate internal financial controls over financial reporting was established and maintained and if such controls operated effectively in all material respects.

Our audit involves performing procedures to obtain audit evidence about the adequacy of the internal financial controls system over financial reporting and their operating effectiveness. Our audit of internal financial controls over financial reporting included obtaining an understanding of internal financial controls over financial reporting, assessing the risk that a material weakness exists, and testing and evaluating the design and operating effectiveness of internal control based on the assessed risk. The procedures selected depend on the auditor's judgment, including the assessment of the risks of material misstatement of the standalone financial statements, whether due to fraud or error.

We believe that the audit evidence we have obtained and the audit evidence obtained by the other auditor of the branch in terms of their reports referred to in the other matters paragraph below, is sufficient and appropriate to provide a basis for our audit opinion on the Company's internal financial controls system over financial reporting.

Meaning of internal financial controls over financial reporting

A company's internal financial control over financial reporting is a process designed to provide reasonable assurance regarding the reliability of financial reporting and the preparation of financial statements for external purposes in accordance with generally accepted accounting principles. A company's internal financial control over financial reporting includes those policies and procedures that (1) pertain to the maintenance of records that, in reasonable detail, accurately and fairly reflect the transactions and dispositions of the assets of the company; (2) provide reasonable assurance that transactions are recorded as necessary to permit preparation of financial statements in accordance with generally accepted accounting principles, and that receipts and expenditures of the company are being made only in accordance with authorizations of management and directors of the company; and (3) provide reasonable assurance regarding prevention or timely detection of unauthorized acquisition, use, or disposition of the company's assets that could have a material effect on the financial statements.

Inherent limitations of internal financial controls over financial reporting

Because of the inherent limitations of internal financial controls over financial reporting, including the possibility of collusion or improper management override of controls, material misstatements due to error or fraud may occur and not be detected. Also, projections of any evaluation of the internal financial controls over financial reporting to future periods are subject to the risk that the internal financial control over financial reporting may become inadequate because of changes in conditions, or that the degree of compliance with the policies or procedures may deteriorate.

INDEPENDENT AUDITOR'S REPORT

Opinion

In our opinion and based on the report of the branch auditor furnished to us, the Company has, in all material respects, an adequate internal financial controls system over financial reporting and such internal financial controls over financial reporting were operating effectively as at March 31, 2020, based on the internal control over financial reporting criteria established by the Company considering the essential components of internal control stated in the Guidance Note on Audit of Internal Financial Controls Over Financial Reporting issued by the Institute of Chartered Accountants of India.

Other matter

Our aforesaid reports under section 143(3)(i) of the Act on the adequacy and operating effectiveness of the internal financial controls over financial reporting in so far as it relates to Return audited by the branch auditor of the Company's branch at Kothavalasa in Vizianagaram district, Andhra Pradesh.

Our opinion is not modified in respect of this matter with respect to our reliance on the work done and the report of the other auditor.

For **LODHA & CO.**
Chartered Accountants
ICAI-FRN: 301051E

N.K. LODHA
Partner
Membership No. 085155

Place: New Delhi
Date: June 10, 2020

For **S.S. KOTHARI MEHTA & COMPANY**
Chartered Accountants
ICAI-FRN: 000756N

AMIT GOEL
Partner
Membership No. 500607

Place: New Delhi
Date: June 10, 2020

Balance sheet as at 31 March 2020

(₹ in Crore)

	Note	As at 31 March 2020	As at 31 March 2019
ASSETS			
Non-current assets			
Property, plant and equipment	2	1,867.38	1,970.87
Capital work-in-progress		105.50	88.08
Goodwill	3	10.34	10.34
Other intangible assets	3	13.35	7.80
Intangible assets under development		-	2.25
Financial assets			
Investments	4	416.77	416.77
Loans	5	934.86	934.86
Others financial assets	6	29.61	28.60
Other non-current assets	7	28.87	11.03
Total non-current assets		**3,406.68**	**3,470.60**
Current assets			
Inventories	8	1,356.16	1,310.65
Financial assets			
Trade receivables	9	679.82	771.47
Cash and cash equivalents	10	18.52	17.92
Bank balances other than above	11	0.26	1.01
Others financial assets	6	218.26	114.00
Other current assets	7	118.93	85.40
Total current assets		**2,391.95**	**2,300.45**
Total assets		**5,798.63**	**5,771.05**
EQUITY AND LIABILITIES			
EQUITY			
Equity share capital	12	47.19	47.19
Other equity	13	1,789.06	1,469.52
Total equity		**1,836.25**	**1,516.71**

Balance sheet as at 31 March 2020

(₹ in Crore)

	Note	As at 31 March 2020	As at 31 March 2019
LIABILITIES			
Non-current liabilities			
Financial liabilities			
Borrowings	14	1,799.03	1,929.16
Other financial liabilities	19	10.03	-
Provisions	15	15.19	15.79
Deferred tax liabilities (net)	16	34.99	79.04
Total non-current liabilities		**1,859.24**	**2,023.99**
Current liabilities			
Financial liabilities			
Borrowings	17	89.94	71.88
Trade payables			
Total outstanding dues of micro and small enterprises	18	49.33	77.73
Total outstanding dues of creditors other than micro and small enterprises	18	1,285.17	1,396.54
Other financial liabilities	19	439.17	424.06
Other current liabilities	20	233.10	225.88
Provisions	15	2.66	2.44
Current tax liabilities (net)	21	3.77	31.82
Total current liabilities		**2,103.14**	**2,230.35**
Total equity and liabilities		**5,798.63**	**5,771.05**
Significant accounting policies	1		

The accompanying significant accounting policies and notes form an integral part of these financial statements.

In terms of our report of even date annexed hereto.

For **LODHA & CO.**
Chartered Accountants

(N.K. LODHA)
Partner
Membership No. 85155
FRN 301051E

For **S.S. KOTHARI MEHTA & COMPANY**
Chartered Accountants

(AMIT GOEL)
Partner
Membership No. 500607
FRN 000756N

For and on behalf of the Board of Directors :

ABHYUDAY JINDAL
Managing Director

JAGMOHAN SOOD
Whole Time Director

RAMNIK GUPTA
Chief Financial Officer

BHARTENDU HARIT
Company Secretary

PLACE : New Delhi
DATED : 10 June 2020

Statement of profit & loss for the year ended on 31 March 2020

(₹ in Crore)

	Note	For the year ended 31 March 2020	For the year ended 31 March 2019
INCOME			
Revenue from operations	22	8,339.69	8,956.40
Other income	23	97.88	95.67
Total Income		**8,437.57**	**9,052.07**
EXPENSES			
Cost of materials consumed	24	5,312.74	5,783.64
Purchases of stock in trade	25	179.36	125.58
Changes in inventories of finished goods, work in progress and stock in trade	26	(1.50)	(48.31)
Employee benefits expenses	27	184.03	170.49
Finance costs	28	303.64	347.56
Depreciation and amortization expenses	29	273.16	275.78
Other expenses	30	1,803.29	2,025.39
Total Expenses		**8,054.72**	**8,680.13**
Profit before exceptional items and tax		**382.85**	**371.94**
Exceptional items - gain/(loss)	33	18.71	31.81
Profit before tax		**401.56**	**403.75**
Tax expense			
Current tax		125.41	147.90
Deferred tax		(44.24)	(5.53)
Taxes in relation to earlier years		0.06	(0.27)
Net profit for the year		**320.33**	**261.65**
Other comprehensive income			
Items that will not be reclassified to profit or loss			
Re-measurement gains/(losses) on defined benefit plans		(1.06)	(1.46)
Income tax effect on above		0.27	0.51
Total comprehensive income for the year		**319.54**	**260.70**
Earnings per share (in ₹)	50		
Basic		13.58	11.09
Diluted		13.58	11.09
Significant accounting policies	1		

The accompanying significant accounting policies and notes form an integral part of these financial statements.

In terms of our report of even date annexed hereto.

For **LODHA & CO.**
Chartered Accountants

(N.K. LODHA)
Partner
Membership No. 85155
FRN 301051E

For **S.S. KOTHARI MEHTA & COMPANY**
Chartered Accountants

(AMIT GOEL)
Partner
Membership No. 500607
FRN 000756N

PLACE : New Delhi
DATED : 10 June 2020

For and on behalf of the Board of Directors :

ABHYUDAY JINDAL
Managing Director

JAGMOHAN SOOD
Whole Time Director

RAMNIK GUPTA
Chief Financial Officer

BHARTENDU HARIT
Company Secretary

Statement of changes in equity for the year ended on 31 March 2020

EQUITY SHARE CAPITAL

(₹ in Crore)

As at 01 April 2018	Changes in equity share capital during 2018-19	As at 01 April 2019	Changes in equity share capital during 2019-20	As at 31 March 2020
47.19	-	47.19	-	47.19

OTHER EQUITY

(₹ in Crore)

	Surplus			Items of other comprehensive income	
	Capital reserve	Securities premium	Retained earnings	Re-measurement of the net defined benefit plans (net of tax)	Total
Balance as at 01 April 2018	**0.05**	**562.94**	**650.73**	**(4.90)**	**1,208.82**
Profit for the year 2018-19			261.65		261.65
Re-measurements of the net defined benefit Plans				(0.95)	(0.95)
Balance as at 31 March 2019	**0.05**	**562.94**	**912.38**	**(5.85)**	**1,469.52**
Profit for the year 2019-20			320.33		320.33
Re-measurements of the net defined benefit Plans				(0.79)	(0.79)
Balance as at 31 March 2020	**0.05**	**562.94**	**1,232.71**	**(6.64)**	**1,789.06**

The accompanying significant accounting policies and notes form an integral part of these financial statements.

In terms of our report of even date annexed hereto.

For **LODHA & CO.**
Chartered Accountants

(N.K. LODHA)
Partner
Membership No. 85155
FRN 301051E

For **S.S. KOTHARI MEHTA & COMPANY**
Chartered Accountants

(AMIT GOEL)
Partner
Membership No. 500607
FRN 000756N

For and on behalf of the Board of Directors :

ABHYUDAY JINDAL
Managing Director

JAGMOHAN SOOD
Whole Time Director

RAMNIK GUPTA
Chief Financial Officer

BHARTENDU HARIT
Company Secretary

PLACE : New Delhi
DATED : 10 June 2020

Statement of cash flows for the year ended 31 March 2020

(₹ in Crore)

		For the year ended 31 March 2020	For the year ended 31 March 2019
A.	**Cash flow from operating activities**		
	Profit before tax	**401.56**	**403.75**
	Adjustment for :		
	Depreciation and amortisation expenses	273.16	275.78
	Provision for doubtful debts & advance / bad debts (net)	4.69	11.25
	Effect of unrealised foreign exchange (gain)/loss	(3.56)	(1.27)
	Mark to market of derivatives contract (gain)/loss	12.25	(3.72)
	Finance costs	303.64	347.56
	Interest income	(95.78)	(93.06)
	Re-measurements of the net defined benefit Plans	(1.06)	(1.46)
	Loss on sale/discard of property, plant & equipment (net)	0.18	0.45
	Operating profit before working capital changes	**895.08**	**939.28**
	Movement in working capital :		
	(Increase) / decrease in inventories	(45.51)	159.07
	(Increase) / decrease in trade receivables	102.00	78.42
	(Increase) / decrease in loans & advances and other assets	(56.57)	161.06
	Increase / (decrease) in liabilities and provisions	(105.54)	(45.55)
	Cash inflow from operating activities before exceptional items	**789.46**	**1,292.28**
	Income tax paid (net)	(153.06)	(156.72)
	Net cash inflow from operating activities	**636.40**	**1,135.56**
B.	**Cash flow from investing activities**		
	Purchase of property, plant & equipment and intangible assets	(205.35)	(173.57)
	Sales proceeds of property, plant & equipment sold	7.86	6.72
	Interest received	13.64	12.08
	Bank deposits encashed/(made)	0.66	(0.01)
	Net cash outflow from investing activities	**(183.19)**	**(154.78)**
C.	**Cash flow from financing activities**		
	Interest and finance charges paid	(289.92)	(350.18)
	Payment of lease liability	(0.89)	-
	Proceeds from / (repayment of) long term borrowings (net)	(179.86)	(246.68)
	Proceeds from / (repayment of) short term borrowings (net)	18.06	(372.29)
	Net cash outflow from financing activities	**(452.61)**	**(969.15)**
	Net changes in cash & cash equivalents	**0.60**	**11.63**
	Cash & cash equivalents (closing balance) (refer note no 10)	18.52	17.92
	Cash & cash equivalents (opening balance) (refer note no 10)	17.92	6.29
	Net changes in cash & cash equivalents	**0.60**	**11.63**

Statement of cash flows for the year ended 31 March 2020

Reconciliation of liabilities arising from financing activities **(₹ in Crore)**

	For the year ended 31 March 2020		For the year ended 31 March 2019	
	Long term borrowing	Short term borrowing*	Long term borrowing	Short term borrowing*
Opening balance	**2,109.32**	**71.88**	**2,356.45**	**442.39**
Cash flows				
Repayment	(179.86)	18.06	(246.68)	(372.29)
Proceeds	-	-	-	-
Non cash				
Foreign exchange movement	-	-	-	1.78
Fair value changes	(0.43)	-	(0.45)	-
Closing balance	**1,929.03**	**89.94**	**2,109.32**	**71.88**

* Short term borrowings are presented on net basis

The accompanying significant accounting policies and notes form an integral part of these financial statements.

In terms of our report of even date annexed hereto.

For **LODHA & CO.**
Chartered Accountants

(N.K. LODHA)
Partner
Membership No. 85155
FRN 301051E

For **S.S. KOTHARI MEHTA & COMPANY**
Chartered Accountants

(AMIT GOEL)
Partner
Membership No. 500607
FRN 000756N

For and on behalf of the Board of Directors :

ABHYUDAY JINDAL
Managing Director

JAGMOHAN SOOD
Whole Time Director

RAMNIK GUPTA
Chief Financial Officer

BHARTENDU HARIT
Company Secretary

PLACE : New Delhi
DATED : 10 June 2020

Notes to the financial statements for the year ended 31 March 2020

Corporate and General Information

Jindal Stainless (Hisar) Limited (''the Company'') is domiciled and incorporated in India and its equity shares and GDR are listed at Bombay Stock Exchange/National Stock Exchange/ Luxembourg Stock Exchange respectively. The registered office of the Company is located at O. P. Jindal Marg, District Hisar, 125005, Haryana, India.

The company is a leading manufacturer /producer of stainless steel flat products in austenitic, ferritic, martensitic and duplex grades. The product range includes ferro alloys, stainless steel slabs and blooms, hot rolled coils, plates and sheets, cold rolled coils and sheets, specialty products such as razor blade steel, precision strips, coin blanks and long products.

The financial statements of the Company for the year 31 March 2020 were approved and authorized for issue by board of directors in their meeting held on 10 June 2020.

Statement of compliances

The financial statements are a general purpose financial statement which have been prepared in accordance with the Indian Companies Act, Indian Accounting Standards and complies with other requirements of the law. Indian Accounting Standards (IND AS) include equivalent to International Financial Reporting Standards (IFRS). Compliance with the IND AS ensures that the financial statements and notes of the entity comply with International Financial Reporting Standards (IFRS).

Basis of preparation

These financial statements have been prepared complying in all material respects with the Indian Accounting Standards notified under section 133 of the Companies Act 2013, read with the Companies (Indian Accounting Standards) Rule 2015. The financial statements comply with IND AS notified by Ministry of Corporate Affairs (MCA). The Company has consistently applied the accounting policies used in the preparation of financial statement of all period presented.

The financial statements has been prepared considering all IND AS as notified and made applicable by MCA for reporting date i.e. 31 March 2020.

The preparation of the financial statements requires management to make estimates and assumptions. Actual results could vary from these estimates. The estimates and underlying assumptions are reviewed on an ongoing basis. Revisions to accounting estimates are recognized in the period in which the estimate is revised if the revision effects only that period or in the period of the revision and future periods if the revision affects both current and future years.

Changes in significant accounting policy

Transition to Ind AS 116, Leases

Ministry of Corporate Affairs (MCA) through the Companies (Indian Accounting Standards) Amendment Rules, 2019 and the Companies (Indian Accounting Standards) Second Amendment Rules, 2019 has notified Ind AS 116 Leases which replaces the existing lease standard, Ind AS 17 Leases, and other pronouncement. The standard sets out the principles for the recognition, measurement, presentation and disclosure of leases and requires lessees to account for all leases under a single on-balance sheet model. Lessor accounting under Ind AS 116 is substantially unchanged in comparison with earlier under Ind AS 17. Lessors will continue to classify leases as either operating or finance lease using similar principles as in Ind AS 17. Therefore, Ind AS 116 did not have an impact for leases where the company is the lessor.

The Company has adopted Ind AS 116, Leases with effect from 01 April 2019 and it is detailed in note no 42 (Refer Note No. 1.16).

Standards issued but yet not effective

Ministry of Corporate Affairs (MCA) notified new standard and amendments to the existing standards. There is no such notification, which would have been applicable from 01 April 2020.

Notes to the financial statements for the year ended 31 March 2020

NOTE NO 1 : SIGNIFICANT ACCOUNTING POLICIES

Significant Accounting Policies

1.1 Basis of Measurement

The standalone financial statements have been prepared on accrual basis and under a historical cost basis except for the following assets and liabilities which have been measured at fair value:

- Derivative financial instruments,
- Financial assets and liabilities except certain investments, loans and borrowings carried at amortized cost (refer accounting policy regarding financial instruments),
- Defined benefit plans – plan assets

The standalone financial statements are presented in Indian Rupees ('₹'), which is the Company's functional and presentation currency and all amounts are rounded to the nearest Crore and two decimals thereof, except as otherwise stated.

1.2 Property, plant and equipment

i. Property, plant and equipment are stated cost less accumulated depreciation and impairment losses. Cost comprises of all cost, net of income (if any) incurred to bring the assets to their present location and working condition and other related overheads till such assets are ready for intended use.

ii. Depreciation

Depreciation on property, plant & equipment is provided on straight line method over their useful lives and in the manner specified in Schedule II of the Companies Act, 2013. However, in respect of certain plant & machinery and electric installations, depreciation is provided as per their useful lives assessed on the basis of technical evaluation by the external valuer.

Asset class	Useful life
Property, plant and equipment	
Plant and equipment	1-25 years
Buildings	3-60 years
Furniture and fixtures	1-10 years
Vehicles	1-19 years
Office equipment	1-16 years

- The asset's residual values, useful lives and methods of depreciation are reviewed at each financial year end and adjusted prospectively, if appropriate.

iii. Component accounting

When significant parts of property, plant and equipment are required to be replaced at intervals, the Company derecognizes there placed part, and recognizes the new part with its own associated useful life and it is depreciated accordingly. Likewise, when a major inspection is performed, its cost is recognized in the carrying amount of the plant and equipment as a replacement if the recognition criteria are satisfied. All other repair and maintenance costs are recognized in the statement of profit and loss as incurred. The present value of the expected cost for the decommissioning of the asset after its use is included in the cost of the respective asset if the recognition criteria for a provision are met.

iv. Classification of plant & machinery into continuous and non-continuous is made on the basis of technical assessment and depreciation is provided for accordingly.

v. Expenditure during construction/erection period is included under capital work-in-progress and is allocated to the respective fixed assets on completion of construction/erection.

vi. Property, plant and equipment are eliminated from financial statement, either on disposal or when retired from active use. Losses arising in the case of retirement of Property, plant and equipment and gains or losses arising from derecognition are recognized in statement of profit and loss in the year of occurrence.

1.3 Intangible assets

Intangibles assets are recognized when it is probable that the future economic benefits that are attributable to the assets will flow to the Company and the cost of the asset can be measured reliably. Intangible assets are stated at cost less accumulated amortisation and impairment loss, if any and cost includes any directly attributable expenditure on making the asset ready for its intended use. Intangible assets with finite useful lives are capitalized at cost and amortized on a straight-line basis normally over a period of 5 to 10 years, depending on their estimated useful lives.

Internally generated intangibles, excluding capitalised development costs, are not capitalised and the related expenditure is reflected in statement of profit and loss in the period in which the expenditure is incurred.

The amortization period and the amortization method for an intangible asset with a finite useful life are reviewed at least at the end of each reporting period. Changes in the expected useful life or the expected pattern of consumption of future economic benefits embodied in the asset are considered to modify the amortization period or method, as appropriate, and are treated as changes in accounting estimates.

Intangible assets with indefinite useful lives (like goodwill, brands), if any are not amortized, but are tested for impairment annually, either individually or at the cash-generating unit level. The assessment of indefinite useful life is reviewed annually to determine whether indefinite life continues to be supportable. The change in useful life from indefinite to finite life if any, is made on prospective basis.

1.4 Research and development cost

Research cost

Revenue expenditure on research is expensed under the respective heads of accounts in the period in which it is incurred.

Development cost

Development expenditure on new product is capitalized as intangible asset, if technical and commercial feasibility as per IND AS 38 demonstrated.

1.5 Inventories

Inventories are stated at lower of cost and net realizable value (except scrap/ waste which are valued at net realizable value). However raw materials, components, stores and spares held for use in the production of finished goods are not written down below cost if the finished products are expected to be sold at or above cost. Net realizable value is the estimated selling price in the ordinary course of business less estimated costs of completion and selling costs. The cost is computed on weighted average basis. Finished goods and process stock include cost of conversion and other costs incurred in bringing the inventories to their present location and condition. Conversion cost includes direct material, labour and allocable material and manufacturing overhead based on normal operating capacity.

1.6 Cash and cash equivalents

Cash and cash equivalents are financial assets. Cash and cash equivalents consist of cash and short-term highly liquid investments that are readily convertible to cash with original maturities of three months or less at the time of purchase/investment and are carried at cost plus accrued interest, if any.

1.7 Financial instruments

A financial instrument is any contract that at the same time gives rise to a financial asset of one entity and a financial liability or equity instrument of another entity. Financial instruments are recognized as soon as the company becomes a contracting party to the financial instrument. In cases where trade date and settlement date do not coincide, for non-derivative financial instruments the settlement date is used for initial recognition or derecognition, while for derivatives the trade date is used. Financial instruments stated as financial assets or financial liabilities are generally not offset; they are only offset when a legal right to set-off exists at that time and settlement on a net basis is intended.

a) Financial assets

Financial assets include trade receivable, cash and cash equivalents, derivative financial assets and also the equity / debt instruments held. Initially all financial assets are recognized at amortized cost or fair value through other comprehensive income or fair value through Statement of Profit or Loss, depending on its business model for those financial assets and their contractual cash flow characteristics.

Subsequently , based on initial recognition/ classification , where assets are measured at fair value, gain and losses are either recognized entirely in the statement of profit and loss (i.e. fair value through profit or loss), or recognized in other comprehensive income (i.e. fair value through other comprehensive income)

i) Trade receivables

Trade receivables are recognized initially at fair value and subsequently measured at amortized cost less expected credit loss/impairment allowances. Receivables that do not bear interest or bear below market interest rates and have an expected term of more than one year are discounted with the discount subsequently amortized to interest income over the term of the receivable.

Impairment is made on the expected credit losses, which are the present value of the cash deficits over the expected life of receivables. The estimated impairment losses are recognized in the statement of profit and loss. Subsequent changes in assessment of impairment are recognized in the statement of profit and loss as changes in estimates.

The company makes provision for expected credit loss against trade receivables based on the simplified approach (i.e. the loss allowance is measured as the amount equal to lifetime expected credit losses).

ii) Loans & other financial assets

Loans and other financial assets are financial assets with fixed or determinable payments that are not quoted in an active market. Such assets are recognized initially at fair value plus any directly attributable transaction costs. Subsequent to initial recognition, loans and other financial assets are measured at amortized cost using the effective interest method, less any impairment losses.

iii) Investment in equity shares

Investment in equity securities are initially measured at fair value. Any subsequent fair value gain or loss for investments held for trading is recognized through statement of profit & loss. The fair value gains or losses of all other equity securities are recognized in other comprehensive income.

iv) Investment in associates, joint venture and subsidiaries

The Company's investment in subsidiaries, associates and joint ventures are carried at cost except where impairment loss recognized.

b) Financial liabilities

Financial liabilities such as loans and borrowings and other payables are recognized initially on the trade date, which is the date that the Company becomes a party to the contractual terms of the instrument. Financial liabilities other than fair valued through profit and loss are recognized initially at fair value less any directly attributable transaction costs. Subsequent to initial recognition, these financial liabilities are measured at amortized cost using the effective interest method. Transaction costs of financial liability carried at fair value through profit or loss is expensed in profit or loss.

The Company derecognizes a financial liability when its contractual obligations are settled or cancelled or expired.

Financial liabilities at fair value through profit or loss

It includes financial liabilities held for trading and are designated as such at initial recognition. Financial liabilities are held for trading if they are incurred for the purpose of repurchasing in near term and also include Derivatives that are not part of an effective hedge accounting in accordance with IND AS 109, classified as "held for trading" and carried at fair value through profit or loss. Financial liabilities at fair value through profit or loss are measured at each reporting date at fair value with all the changes recognized in the statement of profit and loss.

Financial liabilities measured at amortized cost

Post recognition, interest bearing loans and borrowings are subsequently measured at amortized cost using the effective interest rate method (" EIR"). Amortized cost is calculated by taking into account any discount or premium on acquisition and fee or costs that are an integral part of the EIR. The EIR amortization is included in finance costs in the statement of profit and loss.

Loans and borrowings

After initial recognition, interest-bearing borrowings are subsequently measured at amortized cost using the effective interest method. Any difference between the proceeds (net of transaction costs) and the redemption amount is recognized in statement of profit or loss over the period of the borrowings using the effective interest method. Fees paid on the establishment of loan facilities are recognized as transaction costs of the loan to the extent that is probable that some or all of the facility will be drawn down.

Financial guarantee contracts

As per IND AS -109 " Financial guarantee contracts issued by the Company are those contracts that require a payment to be made to reimburse the holder for a loss it incurs because the specified debtor fails to make a payment when due in accordance with the original or modified terms of a debt instrument. "

Initial recognition

The date the company becomes a party to the irrevocable commitment is considered to be the date of initial recognition and financial guarantee contracts are recognized as liability at fair value, adjusted for transaction costs that are directly attributable to the issuance of the guarantee.

Subsequently, the liability is measured at the higher of the amount of loss allowance determined as per impairment requirements of Ind AS 109 and the amount recognised less cumulative amortization.

Trade and other payables

A payable is classified as 'trade payable' if it is in respect of the amount due on account of goods purchased or services received in the normal course of business. Trade accounts payable and other non-derivative financial liabilities are in general measured at amortized cost using the effective interest method. Finance charges, including premiums payable on redemption or settlement, are periodically accrued using the effective interest method and increase the liabilities' carrying amounts unless they have already been settled in the period in which they were incurred.

Derivative financial instruments

The Company uses derivative financial instruments principally to manage its exposure to fluctuations in interest rates, foreign exchange rates and prices of raw materials arising from operating, financing and investing activities. Derivative financial instruments are classified as current or non-current assets /liabilities based on their maturity dates. Embedded derivatives are separated from the host contract and accounted for separately if they are not closely related to the host contract. Derivative financial instruments are initially recognized at fair value on the date a derivative contract is entered into and are subsequently re-measured at their fair value at the end of each period. The method of recognizing the resulting gain or loss depends on whether the derivative is designated as a hedging instrument, and if so, on the nature of the item being hedged. Any gains or losses arising from changes in the fair value of derivatives are taken directly to statement of profit or loss.

1.8 Business combinations under common control

Common control business combinations include transactions, such as transfer of subsidiaries or business, between entities within a group.

Business combinations involving entities or business under common control are for using the pooling of interest method.

Under pooling of interest method, the assets and liabilities of the combining entries are reflected at their carrying amounts, the only adjustments that are made are to harmonise accounting policies.

The difference, if any, between the amount recorded as share capital issued plus any additional consideration in the form of cash or other assets and the amount of share capital of the transferor is transferred to capital reserve and presented separately from other capital reserves.

1.9 Fair value measurement

Fair value is the price that would be received to sell an asset or paid to transfer a liability in an orderly transaction between market participants at the measurement date. The fair value measurement is based on the presumption that the transaction to sell the asset or transfer the liability takes place either:

- In the principal market for the asset or liability.

Or

- In the absence of a principal market , in the most advantageous market for the asset or liability

The principal or the most advantageous market must be accessible by the Company.

The fair value of an asset or a liability is measured using the assumptions that market participants would use when pricing the asset or liability, assuming that market participants act in their economic best interest.

A fair value measurement of a non- financial asset takes in to account a market participant's ability to generate economic benefits by using the asset in its highest and best use or by selling it to another market participant that would use the asset in its highest and best use.

The Company uses valuation techniques that are appropriate in the circumstances and for which sufficient data are available to measure fair value, maximizing the use of relevant observable inputs and minimizing the use of unobservable inputs.

All assets and liabilities for which fair value is measured or disclosed in the financial statements are categorized within the fair value hierarchy, described as follows, based on the lowest level input that is significant to the fair value measurement as a whole;

- Level 1- Quoted (unadjusted) market prices in active markets for identical assets or liabilities.
- Level 2- Valuation techniques for which the lowest level input that is significant to the fair value measurement is directly or indirectly observable.
- Level 3- Valuation techniques for which the lowest level input that is significant to the fair value measurement is unobservable.

For assets and liabilities that are recognized in the balance sheet on a recurring basis, the Company determines whether transfers have occurred between levels in the hierarchy by re-assessing categorization (based on the lowest level input that is significant to the fair value measurement as a whole) at the end of each reporting period.

For the purpose of fair value disclosures, the Company has determined classes of assets and liabilities on the basis of the nature, characteristics and risks of the asset or liability and the level of the fair value hierarchy as explained above.

1.10 Impairment of non-financial assets

At each reporting date, the company assesses whether there is any indication that a non-financial asset may be impaired. If any such indication exists, the recoverable amount of the non-financial asset is estimated in order to determine the extent of the impairment loss, if any.

Recoverable amount is determined:

- In the case of an individual asset, at the higher of the fair value less cost to sell and the value in use: and
- In the case of cash generating unit (a group of assets that generates identified, independent cash flows) at the higher of cash generating unit's fair value less cost to sell and the value in use.

Where it is not possible to estimate the recoverable amount of an individual non-financial asset, the company estimates the recoverable amount of the smallest cash generating unit to which the non-financial asset belongs. The recoverable amount is the higher of an asset's or cash generating unit's fair value less costs of disposal and its value in use. If the recoverable amount of a non-financial asset or cash generating unit is estimated to be less than its carrying amount, the carrying amount of the non-financial asset or cash generating unit is reduced to its recoverable amount. Impairment losses are recognized immediately in the statement of profit and loss.

Where an impairment loss subsequently reverses, the carrying amount of the non-financial asset or cash generating unit is increased to the revised estimate of its recoverable amount.

However, this increased amount cannot exceed the carrying amount that would have been determined had no impairment loss been recognized for that non-financial asset or cash generating unit in prior periods. A reversal of an impairment loss is recognized immediately in the statement of profit and loss.

1.11 Foreign currency transactions

i. Functional and presentation currency

The functional and reporting currency of company is INR or ₹.

ii. Transaction and balances

Currency transactions denominated in foreign currencies are initially recorded at the rates of exchange prevailing on the dates of the transactions. Monetary assets and liabilities denominated in such currencies are retranslated at the rates prevailing on the balance sheet date. Profits and losses arising on exchange are included in the net profit or loss for the period.

Non- monetary items measured at fair value in a foreign currency are translated using the exchange rates at the date when the fair value is determined. The gain or loss arising on translation of non-monetary items is recognized in line with the gain or loss of the item that gave rise to the translation difference.

1.12 Revenue Recognition

Indian Accounting Standard 115 Revenue from Contracts with Customers ("Ind AS 115"), establishes a framework for determining whether, how much and when revenue is recognised and requires disclosures about the nature, amount, timing and uncertainty of revenues and cash flows arising from customer contracts. Under Ind AS 115, revenue is recognised through a 5-step approach:

(i) Identify the contract(s) with customer;

(ii) Identify separate performance obligations in the contract;

(iii) Determine the transaction price;

(iv) Allocate the transaction price to the performance obligations; and

(v) Recognise revenue when a performance obligation is satisfied.

Revenue is measured based on the consideration specified in a contract with a customer. A performance obligation is a promise in a contract to transfer a distinct good or service (or a bundle of goods and services) to the customer. A contract's transaction price is allocated to each distinct performance obligation and recognized as revenue, as, or when, the performance obligation is satisfied. The Company recognizes revenue when it transfers control of a product or service to a customer. Revenue is measured at the fair value of the consideration received or receivable, taking into account contractually defined terms of payments and excludes taxes and duties collected on behalf of the government.

The Company recognizes revenue from the following major sources :

Sale of products:

- Revenue from the sale of goods and services is recognized when the significant risks and rewards of ownership or effective control of promised goods and services have been transferred to the buyer on satisfaction of performance obligations and no significant uncertainty exists regarding the amount of consideration that will be derived.
- Revenue is measured based on transactions price (excluding any taxes or duties collected on behalf of government which are levied on sales) arrived at by determining fair value of consideration received or receivable after adjusting returns, sales incentive, discounts / rebates etc in exchange of goods and services. Export incentives and other benefits are recognised in the year of export.
- Revenue from other activities is recognized based on the nature of activity, when consideration can be reasonably measured. Certain claims like those relating to railways, insurance, electricity, customs, and excise are accounted for on acceptance/when there is a reasonable certainties.

Sale of services:

- Revenue from services is recognized over time by measuring progress towards satisfaction of performance obligation for the services rendered.

Dividend income:

- Dividend income is accounted for when the right to receive the same is established,

Interest income:

- For all financial instruments measured at amortized cost, interest income is recorded using effective interest rate (EIR), which is the rate that exactly discounts the estimated future cash payments or receipts through the expected life of the financial instrument or a shorter period, where appropriate, to the net carrying amount of the financial asset. Interest income is included in other income in statement of profit and loss.

1.13 Government grant

- Government grants related to capital nature shall be recognized in the statement of profit and loss on a systematic basis over the periods in which the entity recognizes as expenses the related costs for which the grants are intended to compensate.
- A government grant that becomes receivable as compensation for expenses or losses already incurred or for the purpose of giving immediate financial support to the entity with no future related costs shall be recognized in statement of profit or loss of the period in which it becomes receivable.

1.14 Employees benefits

a) Short term employee benefit

All employees' benefits payable wholly within twelve months of rendering services are classified as short term employee benefits. Benefits such as salaries, wages, short-term compensated absences, performance incentives etc., and the expected cost of bonus, ex-gratia are recognized during the period in which the employee renders related service.

b) Defined contribution plan

Contributions to the employees' provident fund, national pension scheme and employee's state insurance are recognized as defined contribution plan and charged as expenses in the year in which the employees render the services.

c) Defined benefit plan

The Provident Fund (Funded), Leave Encashment and Gratuity are defined benefit plans. The cost of providing benefits under the defined benefit plan is determined using the projected unit credit method with actuarial valuations being carried out at each balance sheet date, which recognizes each period of service as giving rise to additional unit of employee benefit entitlement and measure each unit separately to build up the final obligation.

Re-measurements, comprising of actuarial gains and losses, the effect of the asset ceiling, excluding amounts included in net interest on the net defined benefit liability and the return on the plan assets (excluding amounts included in net interest on the net defined benefit liability), are recognized immediately in the balance sheet with a corresponding debit or credit to retained earnings through other comprehensive income in the period in which they occur. Re-measurements are not classified to the statement of profit and loss in subsequent periods. Past service cost is recognized in the statement of profit and loss in the period of plan amendment.

Net Interest is calculated by applying the discount rate to the net defined benefit liability or asset.

The Company recognizes the following changes in the net defined benefit obligation under employee benefit expenses in the statement of profit and loss.

- Service costs comprising current service costs, gains and losses on curtailments and non-routine settlements
- Net interest income or expense

d) Long term employee benefit

Compensated absences which are not expected to occur within twelve months after the end of the period in which the employee renders the related services are recognized as a liability at the present value of the defined benefit obligation at the balance sheet date.

e) Termination benefits

Termination benefits are recognized as an expense in the period in which they are incurred.

The Company shall recognize a liability and expense for termination benefits at the earlier of the following dates:

(i) When the entity can no longer withdraw the offer of those benefits; and

(ii) When the entity recognizes costs for a restructuring that is within the scope of Ind AS 37 and involves the payment of termination benefits.

1.15 Borrowing costs

(a) Borrowing costs that are specifically attributable to the acquisition, construction, or production of a qualifying asset are capitalized as a part of the cost of such asset till such asset is ready for its intended use or sale. A qualifying asset is an asset that necessarily requires a substantial period of time (generally over twelve months) to get ready for its intended use or sale.

(b) For general borrowing used for the purpose of obtaining a qualifying asset, the amount of borrowing costs eligible for capitalization is determined by applying a capitalization rate to the expenditures on that asset. The capitalization rate is the weighted average of the borrowing costs applicable to the borrowings of the Company that are outstanding during the period, other than borrowings made specifically for the purpose of obtaining a qualifying asset. The amount of borrowing costs capitalized during a period does not exceed the amount of borrowing cost incurred during that period.

(c) All other borrowing costs are recognized as expense in the period in which they are incurred.

1.16 Leases

The company as a lessee

The company assesses whether a contract contains a lease, at the inception of the contract. A contract is, or contain, a lease if the contract conveys the right to control the use of an identified asset for a period of time exchange of consideration.

At the commencement of the lease, the company recognize a right of use asset and corresponding lease liabilities for all lease arrangements except for leases with a terms of twelve months or less (short term leases), variable leases and low value leases, for which lease payments has been recognized as an operating expenses on a straight line basis over the term of lease.

Certain lease arrangements include the options to extend or terminate the lease before the end of the lease terms. Right of use assets and lease liabilities include these options when it is reasonably certain that they will be exercised.

The Company recognizes a right-of-use asset, on a lease-by-lease basis, to measure that right-of-use asset an amount equal to the lease liability, adjusted by the amount of any prepaid or accrued lease payments relating to that lease recognised in the balance sheet immediately before the date of initial application.

The cost of right-of-use assets includes the amount of lease liabilities recognised. Initial direct costs incurred and lease payments made at or before the commencement date less any lease incentives received, the recognised right-of-use assets are depreciated on a straight-line basis over the shorter of its estimated useful life and the lease term. Right-of-use assets are subject to impairment test.They are subsequently measured at cost less accumulated depreciation and impairment losses.

The Company recognised a lease liability at the present value of the remaining lease payments, discounted using the lessee's incremental borrowing rate.

The lease payments include fixed payments (including in-substance fixed payments) less any lease incentives receivable, variable lease payments that depend on a lease by lease basis.

In calculating the present value of lease payments, the Company uses the incremental borrowing rate at the lease commencement date if the interest rate implicit in the lease is not readily determinable.

The company as lessor

Leases for which the company is a lessor is classified as finance or operating lease. When the terms of the lease transfer substantially all of the risks and benefits incidental to ownership to the lessee, the contract is classified as a finance lease. All other leases are classified as operating leases. For operating leases, rental income is recognized on a straight line basis over the term of relevant lease.

1.17 Taxes on income

a) Current tax

i) Tax on income for the current period is determined on the basis of estimated taxable income and tax credits computed in accordance with the provisions of the Income-Tax Act 1961 and based on the expected outcome of assessments / appeals.

ii) Current income tax relating to items recognized directly in equity is recognized in equity and not in the statement of profit and loss. Management periodically evaluates positions taken in the tax returns with respect to situations in which applicable tax regulations are subject to interpretation and establishes provisions where appropriate.

b) Deferred tax

i) Deferred tax is accounted for using the balance sheet liability method in respect of temporary differences between the carrying amount of assets and liabilities in the financial statements and the corresponding tax basis used in the computation of taxable profit as well as for unused tax losses or credits. In principle, deferred tax liabilities are recognized for all taxable temporary differences and deferred tax assets are recognized to the extent that it is probable that taxable profits will be available against which deductible temporary differences can be utilized. Deferred tax assets and liabilities are also recognized on temporary differences arising from business combinations except to the extent they arise from goodwill that is not taken into account for tax purposes.

ii) Deferred taxes are calculated at the enacted or substantially enacted tax rates that are expected to apply when the asset or liability is settled. Deferred tax is charged or credited to the statement of profit and loss, except when it relates to items credited or charged directly to other comprehensive income in equity, in which case the corresponding deferred tax is also recognized directly in equity.

1.18 Provisions, contingent liabilities, contingent assets and commitments

a) General

The Company recognizes provisions for liabilities and probable losses that have been incurred when it has a present legal or constructive obligation as a result of past events and it is probable that the Company will be required to settle the obligation and a reliable estimate of the amount of the obligation can be made. If the effect of the time value of money is material, provisions are discounted using a current pre-tax rate that reflects, where appropriate, the risks specific to the liability. When discounting is used, the increase in the provision due to the passage of time is recognized as a finance cost.

Contingent liability is disclosed in the case of:

- A present obligation arising from past events, when it is not probable that an outflow of resources will be required to settle the obligation:
- A present obligation arising from past events, when no reliable estimate is possible:
- A possible obligation arising from past events, unless the probability of outflow of resources is remote.

Provisions, contingent liabilities, contingent assets and commitments are reviewed at the end of each reporting period.

b) Other litigation claims

Provision for litigation related obligation represents liabilities that are expected to materialize in respect of matters in appeal.

c) Onerous contracts

Provisions for onerous contracts are recorded in the statements of operations when it becomes known that the unavoidable costs of meeting the obligations under the contract exceed the economic benefits expected to be received.

1.19 Exceptional items

On certain occasions, the size, type or incidence of an item of income or expense, pertaining to the ordinary activities of the company is such that its disclosure improves the understanding of the performance of the company, such income or expense is classified as an exceptional item and accordingly, disclosed in the notes accompanying to the financial statements.

1.20 Earnings per share

Basic Earnings per share is calculated by dividing the net profit or loss after tax for the year (without taking impact of OCI) attributable to equity shareholders of the Company by the weighted average number of equity shares outstanding during the year.

Diluted earnings per share is computed using the adjusted net profit or loss after tax for the year (without taking impact of OCI) attributable to the equity shareholder' and weighted average number of equity and potential equity shares outstanding during the year including share options, convertible preference shares and debentures, except where the result would be anti-dilutive. Potential equity shares that are converted during the year are included in the calculation of diluted earnings per share, from the beginning of the year or date of issuance of such potential equity shares, to the date of conversion.

1.21 Segment reporting

The Company's operating businesses are organized and managed according to the nature of products manufactured and services provided, with segment representing a strategic business unit that offers different products and as reviewed by the chief operating decision maker of the Company. The company's business falls within a primary business segment viz. '' stainless steel".

1.22 Financial statement classification

Certain line items on the balance sheet and in the statement of profit and loss have been combined. These items are disclosed separately in the notes to the financial statements.

All assets and liabilities have been classified as current or non current as per the company normal operating cycle and other criteria as set out in the Division II of the Schedule III of the Companies Act, 2013. In general the company classifies assets and liabilities as current when they are expected to be realized or settled within twelve months after the balance sheet date.

1.23 Non-current assets held for sale and discontinued operations

Non-current assets and disposal groups are classified as held for sale if their carrying amounts will be recovered principally through a sale transaction rather than through continuing use and are measured at the lower of their carrying amount and fair value less costs to sell. This condition is regarded as met only when the sale is highly probable and the asset or disposal group is available for immediate sale in its present condition. Management must be committed to the sale, which should be expected to qualify for recognition as a complete sale within one year from the date of classification.

Discontinued operations are excluded from the results of continuing operations and are presented as a single amount as profit or loss after tax from discontinued operations in the statement of profit and loss.

Assets and liabilities classified as held for distribution are presented separately from other assets and liabilities in the balance sheet.

A disposal group qualifies as discontinued operation if it is a component of the Company that either has been disposed of, or is classified as held for sale, and:

- Represents a separate major line of business or geographical area of operations,
- Is part of a single co-ordinate plan to disclose of a separate major line of business or geographical area of operations

Or

- Is a subsidiary acquired exclusively with a view to resale.

An entity shall not depreciate (or amortize) a non-current asset while it is classified as held for sale or while it is part of a disposal group classified as held for sale.

1.24 Capital

Debt and equity instruments:

Ordinary equity shares are classified as equity. Debt instruments are classified as liability.

1.25 Significant accounting judgments, estimates and assumptions

The preparation of the Company's financial statements requires management to make judgments, estimates and assumptions that affect the reported amounts of revenues, expenses, assets and liabilities, and the accompanying disclosures, and the disclosure of contingent liabilities. Uncertainty about these assumptions and estimates could result in outcomes that require a material adjustment to the carrying amount of assets or liabilities affected in future periods.

a) Income taxes

Management judgment is required for the calculation of provision for income taxes and deferred tax assets and liabilities. The Company reviews at each balance sheet date the carrying amount of deferred tax assets. The factors used in estimates may differ from actual outcome which could lead to significant adjustment to the amounts reported in the standalone financial statements.

b) Fair value measurement of financial instruments

When the fair values of financial assets and financial liabilities recorded in the balance sheet cannot be measured based on quoted prices in active markets, their fair value is measured using valuation techniques including the Discounted Cash Flow (DCF) model. The inputs to these models are taken from observable markets where possible, but where this is not feasible, a degree of judgment is required in establishing fair values. Judgments include considerations of inputs such as liquidity risk, credit risk and volatility. Changes in assumptions about these factors could affect the reported fair value of financial instruments.

c) Defined benefit plans

The cost of the defined benefit plan and other post-employment benefits and the present value of such obligation are determined using actuarial valuations. An actuarial valuation involves making various assumptions that may differ from actual developments in future. These Includes the determination of the discount rate, future salary increases, mortality rates and attrition rate. Due to the complexities involved in the valuation and its long-term nature, a defined benefit obligation is highly sensitive to changes in these assumptions. All assumptions are reviewed at each reporting date.

d) Contingencies

Management judgment is required for estimating the possible outflow of resources, if any, in respect of contingencies/claim/litigations against the Company as it is not possible to predict the outcome of pending matters with accuracy.

e) Leases

Identification of lease require significant judgement. The company evaluate if a contract qualify to be a lease as per the requirements of Ind AS 116. The company determines the lease term as the non-cancellable term of the lease, together with any periods covered by an option to extend the lease if it is reasonably certain to be exercised, or any periods covered by an option to terminate the lease, if it is reasonably certain not to be exercised.

2. PROPERTY, PLANT AND EQUIPMENT

(₹ in Crore)

	Right to use of assets	# Freehold Land	# Buildings	Plant and equipment	Furniture and fixtures	Vehicles	Office equipment	Total
GROSS CARRYING AMOUNT								
As at 01 April 2018	**-**	**321.06**	**386.53**	**2,408.01**	**6.14**	**21.37**	**2.31**	**3,145.42**
Additions	-	3.59	11.68	142.88	0.05	5.53	0.09	163.82
Disposals/adjustments	-	-	-	33.09	-	0.33	-	33.42
As at 31 March 2019	**-**	**324.65**	**398.21**	**2,517.80**	**6.19**	**26.57**	**2.40**	**3,275.82**
Additions	11.95	-	13.63	141.04	2.36	4.56	1.17	174.71
Disposals/adjustments	-	-	-	26.83	-	0.07	0.08	26.98
As at 31 March 2020	**11.95**	**324.65**	**411.84**	**2,632.01**	**8.55**	**31.06**	**3.49**	**3,423.55**
ACCUMULATED DEPRECIATION								
As at 01 April 2018	**-**	**-**	**93.37**	**951.62**	**2.16**	**9.14**	**0.78**	**1,057.07**
Charge for the year	-	-	24.16	246.49	0.52	2.62	0.34	274.13
Relating to disposals/adjustments	-	-	-	25.96	-	0.29	-	26.25
As at 31 March 2019	**-**	**-**	**117.53**	**1,172.15**	**2.68**	**11.47**	**1.12**	**1,304.95**
Charge for the year	1.47	-	24.34	240.53	0.47	3.06	0.29	270.16
Relating to disposals/adjustments	-	-	-	18.94	-	-	-	18.94
As at 31 March 2020	**1.47**	**-**	**141.87**	**1,393.74**	**3.15**	**14.53**	**1.41**	**1,556.17**
NET CARRYING AMOUNT								
As at 31 March 2019	**-**	**324.65**	**280.68**	**1,345.65**	**3.51**	**15.10**	**1.28**	**1,970.87**
As at 31 March 2020	**10.48**	**324.65**	**269.97**	**1,238.27**	**5.40**	**16.53**	**2.08**	**1,867.38**

Note

The Company has legally valid, clear & marketable title over the freehold land & buildings amounting ₹ 318.12 crore and ₹ 3.24 crore respectively, vested in the company pursuant to the composite scheme of arrangement. Mutation of whole land at Hisar (other than 97 kanal of land amounting to ₹ 9.98 Crore) has been recorded by Land Revenue Department in the name of the Company.

3. GOODWILL AND INTANGIBLE ASSETS

(₹ in Crore)

	Goodwill	* Software	Total
GROSS CARRYING AMOUNT			
As at 01 April 2018	**10.34**	**4.53**	**14.87**
Additions	-	6.16	6.16
Disposals/adjustments	-	-	-
As at 31 March 2019	**10.34**	**10.69**	**21.03**
Additions	-	8.55	8.55
Disposals/adjustments	-	-	-
As at 31 March 2020	**10.34**	**19.24**	**29.58**
ACCUMULATED AMORTIZATION			
As at 01 April 2018	**-**	**1.24**	**1.24**
Charge for the year	-	1.65	1.65
Relating to disposals/adjustments	-	-	-
As at 31 March 2019	**-**	**2.89**	**2.89**
Charge for the year	-	3.00	3.00
Relating to disposals/adjustments	-	-	-
As at 31 March 2020	**-**	**5.89**	**5.89**
NET CARRYING AMOUNT			
As at 31 March 2019	**10.34**	**7.80**	**18.14**
As at 31 March 2020	**10.34**	**13.35**	**23.69**

* Amortised up to 5 years

4. INVESTMENTS

(₹ in Crore)

		As at 31 March 2020			As at 31 March 2019		
		Nos.	Face Value (₹)	Amount	Nos.	Face Value (₹)	Amount
	NON - CURRENT INVESTMENTS AT COST LESS PROVISION						
A	**Equity shares fully paid up of subsidiary company - trade unquoted - at cost**						
	Jindal Stainless Steelway Limited @ $ (Wholly owned subsidiary w.e.f. 14 February 2020)	14,061,667	10	25.81	14,061,667	10	25.81
	JSL Lifestyle Limited @	20,911,676	10	24.61	20,911,676	10	24.61
	Green Delhi BQS Limited @	51,000	10	0.05	51,000	10	0.05
	JSL Media Limited	49,970	10	0.05	49,970	10	0.05
	JSL Logistics Limited (Wholly owned subsidiary)	50,000	10	0.05	50,000	10	0.05
	TOTAL (A)			**50.57**			**50.57**
B	**Equity shares fully paid up of associate company - at cost**						
	Jindal Stainless Corporate Management Services Pvt. Limited-Unquoted	5,000	10	0.01	5,000	10	0.01
	Jindal Stainless Limited-Quoted #	168,284,309	2	366.19	168,284,309	2	366.19
	TOTAL (B)			**366.20**			**366.20**
C	**Govt./Semi Govt. securities - non trade - fair value**						
	National Savings Certificate [₹ 1,500 (₹ 1,500)]*			0.00			0.00
	TOTAL (C)			**0.00**			**0.00**
	TOTAL - NON CURRENT INVESTMENT (A+B+C)			**416.77**			**416.77**
	Total non current investments			416.77			416.77
	Aggregate amount of quoted investments			366.19			366.19
	Aggregate market value of quoted investments			405.57			682.39
	Aggregate amount of unquoted investments			50.58			50.58

@ Undertaking for non disposing of investment by way of letter of comfort given to banks against credit facilities/financial assistance availed by subsidiaries.

$ Undertaking for non disposing of investment by way of letter of comfort given to financial institution against operating lease taken by subsidiary.

Pledge of 7,84,15,662 (7,84,15,662) shares in favour of lenders of Jindal Stainless Limited. (read with note no 34(iv))

* Lodged with Government authorities as security.

(₹ in Crore)

		As at 31 March 2020	As at 31 March 2019
5	**NON CURRENT LOANS** (Unsecured, Considered good unless otherwise stated) (refer note no 36(a) and 47)		
	Loans to related parties*	934.86	934.86
	TOTAL - NON CURRENT LOANS	**934.86**	**934.86**

* carrying interest rate @ 9.05% - 12.5 % p.a.

(₹ in Crore)

		Non Current		Current	
		As at 31 March 2020	As at 31 March 2019	As at 31 March 2020	As at 31 March 2019
6	**OTHER FINANCIAL ASSETS**				
	Security deposits [Net of provision of ₹ 0.54 crore (₹ 0.54 crore)]	29.55	28.54	2.77	1.84
	Interest receivable $ (refer note no 47)	-	-	163.72	81.49
	Derivative assets	-	-	-	1.17
	Other receivables #	-	-	51.77	29.50
	Bank deposit with remaining maturity of more than 12 months *	0.06	0.06	-	-
	TOTAL - OTHER FINANCIAL ASSETS	**29.61**	**28.60**	**218.26**	**114.00**

$ includes ₹ 162.00 crore (₹ 81.00 crore) receivable from Jindal Stainless Limited.

Includes export incentives etc.

* under lien with Govt authorities

(₹ in Crore)

		Non Current		Current	
		As at 31 March 2020	As at 31 March 2019	As at 31 March 2020	As at 31 March 2019
7	**OTHER ASSETS**				
	Capital advances	28.87	11.03	-	-
	Advances to vendors	-	-	41.04	23.70
	Advances to related parties (refer note no 47)	-	-	-	1.17
	Advance to employees	-	-	0.31	0.28
	Balance with indirect tax authorities	-	-	72.12	53.59
	Unbilled revenues	-	-	0.08	1.49
	Other receivables *	-	-	5.38	5.17
	TOTAL - OTHER ASSETS	**28.87**	**11.03**	**118.93**	**85.40**

* includes prepaid expenses etc.

(₹ in Crore)

		As at 31 March 2020	As at 31 March 2019
8	**INVENTORIES** (As taken by the management) (valued at lower of cost and net realizable value unless otherwise stated)		
	Raw materials [Including material in transit ₹ 158.99 crore (₹ 194.60 crore)]	398.51	347.12
	Work in progress	411.63	442.99
	Finished goods	441.55	405.74
	Store and spares [Including material in transit ₹ 17.90 crore (₹ 11.60 crore)]	99.16	106.54
	Scrap (at estimated realizable value)	5.31	8.26
	TOTAL - INVENTORIES	**1,356.16**	**1,310.65**

(₹ in Crore)

		As at 31 March 2020	As at 31 March 2019
9	**TRADE RECEIVABLES**		
	Unsecured		
	Considered good *	679.82	771.47
	Credit Impaired	9.25	4.68
	Less : Allowance for expected credit losses	(9.25)	(4.68)
	TOTAL - TRADE RECEIVABLES	**679.82**	**771.47**

* The above includes trade receivables of ₹ 46.15 crore (₹ 13.26 crore) due for more than 180 days.

(₹ in Crore)

		As at 31 March 2020	As at 31 March 2019
10	**CASH AND CASH EQUIVALENTS**		
	Balances with banks	5.78	7.23
	Cheques in hand/money in transit	12.62	10.59
	Cash in hand	0.12	0.10
	Puja and silver coins [₹ 17,964 (₹ 16,208)]	0.00	0.00
	TOTAL - CASH AND CASH EQUIVALENTS	**18.52**	**17.92**

(₹ in Crore)

		As at 31 March 2020	As at 31 March 2019
11	**OTHER BANK BALANCES**		
	Bank deposits with original maturity of more than three months but less than 12 months *	0.26	1.01
	TOTAL - OTHER BANKS BALANCES	**0.26**	**1.01**

* under lien with banks / Govt authorities

(₹ in Crore)

		As at 31 March 2020	As at 31 March 2019
12	**SHARE CAPITAL**		
	AUTHORISED		
	240,000,000 (240,000,000) equity shares of ₹ 2/- each	48.00	48.00
	10,000,000 (10,000,000) preference shares of ₹ 2/- each	2.00	2.00
		50.00	**50.00**
	ISSUED, SUBSCRIBED AND PAID UP		
	235,934,685 (235,934,685) equity shares of ₹ 2/- each	47.19	47.19
	TOTAL - SHARE CAPITAL	**47.19**	**47.19**

(a) RECONCILIATION OF THE NUMBER OF EQUITY SHARES OUTSTANDING AT THE BEGINNING AND AT THE END OF THE REPORTING YEAR

		31 March 2020 No. of shares	31 March 2019 No. of Shares
	Shares outstanding at the beginning of the year	235,934,685	235,934,685
	Shares outstanding at the end of the year	235,934,685	235,934,685

(b) TERMS/RIGHTS ATTACHED TO EQUITY SHARES

The company has only one class of equity shares having a par value of ₹ 2/- per share. Each shareholder is eligible for one vote per equity share held [other than the shares represented by Regulation S Global Depositary Shares (the "GDSs") issued by the Company whose voting rights are subject to certain conditions and procedure as prescribed under the Regulation S Deposit Agreement]. The company declares and pays dividends in Indian rupees. The dividend proposed, if any, by the Board of Directors is subject to the approval of the shareholders in the ensuing Annual General Meeting and also has equal right in distribution of profit/surplus in proportions to the number of equity shares held by the shareholders.

As on 31 March 2020, 7,552,167 GDSs (7,552,167 GDSs) with 15,104,334 underlying equity shares (15,104,334 equity shares) were outstanding. Each GDS represents 2 underlying equity shares of the Company.

(c) EQUITY SHARES IN THE COMPANY HELD BY EACH SHAREHOLDER HOLDING MORE THAN 5% SHARES ARE AS UNDER :

	NAME OF THE SHAREHOLDER	As at 31 March 2020		As at 31 March 2019	
		No. of shares	% holding	No. of shares	% holding
	JSL Overseas Holding Limited	30,200,000	12.80%	30,200,000	12.80%
	JSL Overseas Limited	26,560,440	11.26%	26,560,440	11.26%
	ELM Park Fund Limited	19,432,160	8.24%	19,432,160	8.24%
	Hypnos Fund Limited	12,587,711	5.34%	12,587,711	5.34%

Note: JSL Overseas Holding Limited also hold 7,117,492 GDS representing 14,234,984 underlying equity shares of ₹ 2/- each.

(d) No bonus, buy back, issue of share other than in cash in last 5 years.

(₹ in Crore)

		Surplus			Items of other comprehensive income	
		Capital reserve	Securities premium	Retained earnings	Re-measurement of the net defined benefit plans (net of tax)	Total
13	**OTHER EQUITY**					
	Balance as at 01 April 2018	**0.05**	**562.94**	**650.73**	**(4.90)**	**1,208.82**
	Profit for the year 2018-19	-	-	261.65	-	261.65
	Re-measurements of the net defined benefit Plans	-	-	-	(0.95)	(0.95)
	Balance as at 31 March 2019	**0.05**	**562.94**	**912.38**	**(5.85)**	**1,469.52**
	Profit for the year 2019-20	-	-	320.33	-	320.33
	Re-measurements of the net defined benefit Plans	-	-	-	(0.79)	(0.79)
	Balance as at 31 March 2020	**0.05**	**562.94**	**1,232.71**	**(6.64)**	**1,789.06**

Nature of Reserves

Capital Reserve

Represents on cancellation of share capital in terms of Composite Scheme of Arrangement.

Securities Premium

Represents the amount received in excess of par value of securities. Premium on redemption of securities is accounted in security premium reserve available. Where security premium reserve is not available, premium on redemption of securities is accounted in statement of profit and loss. Section 52 of Companies Act, 2013 specify restriction and utilisation of security premium reserve.

Other Comprehensive Income Reserve

Represents the balance in equity for items to be accounted in Other Comprehensive Income. OCI is classified into i). Items that will not be reclassified to profit and loss ii). Items that will be reclassified to profit and loss.

(₹ in Crore)

		Non Current		Current	
		As at 31 March 2020	As at 31 March 2019	As at 31 March 2020	As at 31 March 2019
14	**BORROWINGS**				
	SECURED				
	TERM LOANS FROM BANKS				
	Rupee term loans	1,799.03	1,929.16	130.00	180.16
	Less : Amount disclosed under the head other current financial liabilities	-	-	130.00	180.16
	TOTAL - BORROWINGS	**1,799.03**	**1,929.16**	**-**	**-**

Secured Borrowings

The term loan facility from banks amounting to ₹ 1,929.03 Crore (₹ 2,109.32 Crore) are repayable in quarterly instalments. Pursuant to regulatory measures as announced by Reserve Bank of India on account of COVID-19 pandemic, vide their circulars dated March 27, 2020 & May 23, 2020, the instalments are now payable as under :

₹ 130.00 Crore during 2020-21 (two instalments of ₹ 65.00 Crore each), ₹ 273.00 Crore during 2021-22 (two instalments of ₹ 65.00 Crore each and two instalments of ₹ 71.50 Crore each), ₹ 286.00 Crore during 2022-23 to 2026-27 (instalments of ₹ 71.50 Crore each) and balance amount of ₹ 97.75 Crore in 2027-28.

The term loan facility is secured by first pari-passu charge by way of mortgage of Company's immovable properties and hypothecation of moveable fixed assets both present & future and second pari-passu charge by way of hypothecation and/or pledge of current assets including finished goods, raw materials, work-in-progress, consumable stores and spares, book debts, bills receivable, etc both present and future. The stated term loan facility are further secured by a first ranking pari-passu charge by way of hypothecation or assignment in relation to loans and advances advanced by the Company to JSL. (read with note no. 34)Rupee term loan facility has been sanctioned at floating rate of interest linked with SBI base rate plus applicable spread of 165 bps. The lenders also have an option to link their effective rate of interest with their own bank's base rate/ MCLR and adjust the spread accordingly.

(₹ in Crore)

		Non Current		Current	
		As at 31 March 2020	As at 31 March 2019	As at 31 March 2020	As at 31 March 2019
15	**PROVISIONS**				
	For employee benefits	15.19	15.79	2.66	2.44
	TOTAL - PROVISIONS	**15.19**	**15.79**	**2.66**	**2.44**

(₹ in Crore)

		As at 31 March 2020	As at 31 March 2019
16	**DEFERRED TAX LIABILITY (NET)**		
	DEFERRED TAX LIABILITY		
	Difference between book & tax depreciable assets	64.08	107.32
	Other temporary differences	2.90	4.89
	Total deferred tax liability	**66.98**	**112.21**
	DEFERRED TAX ASSETS		
	Disallowance under Income Tax Act	31.99	33.17
	Total deferred tax assets	**31.99**	**33.17**
	NET DEFERRED TAX LIABILITY	**34.99**	**79.04**

(₹ in Crore)

		As at 31 March 2020	As at 31 March 2019
17	**CURRENT BORROWINGS**		
	SECURED		
	Working capital facilities from banks	89.94	71.88
	TOTAL -CURRENT BORROWINGS	**89.94**	**71.88**

Secured Borrowings

Working capital facilities are secured by first pari-passu charge by way of hypothecation and/or pledge of current assets including finished goods, raw material, work in progress, consumable stores and spares, book debts, bill receivable, etc both present and future and by way of second charge in respect of other moveable and immoveable properties, both present and future, of the Company. Working capital facility is repayable on demand. (read with note no. 34)

(₹ in Crore)

		As at 31 March 2020	As at 31 March 2019
18	**TRADE PAYABLES**		
	Micro and small enterprises	49.33	77.73
	Trade payables (including acceptances)(other than micro and small enterprises)	1,285.17	1,396.54
	TOTAL TRADE PAYABLES	**1,334.50**	**1,474.27**

Based on the intimation received from supplier regarding their status under the Micro, Small and Medium Enterprises Development Act, 2006, the required disclosure is given below * :

(₹ in Crore)

		As at 31 March 2020	As at 31 March 2019
	Principal amount due outstanding	49.82	78.54
	Interest due on above due outstanding and unpaid	-	-
	Interest paid to the supplier	-	-
	Payments made to the supplier beyond the appointed day during the year.	-	-
	Interest due and payable for the period of delay	-	-
	Interest accrued and remaining unpaid	-	-
	Amount of further interest remaining due and payable in succeeding year	-	-

* to the extent information available with the company.

(₹ in Crore)

		Non Current		Current	
		As at 31 March 2020	As at 31 March 2019	As at 31 March 2020	As at 31 March 2019
19	**OTHER FINANCIAL LIABILITIES**				
	Lease Liability	10.03	-	1.03	-
	Current maturities of non-current borrowings	-	-	130.00	180.16
	Interest accrued	-	-	18.37	4.22
	Capital payables	-	-	38.72	39.75
	Security deposits	-	-	2.92	3.95
	Derivative liabilities	-	-	11.08	-
	Dues to employees	-	-	15.03	13.48
	Other outstanding financial liabilities *	-	-	222.02	182.50
	TOTAL - OTHER FINANCIAL LIABILITIES	**10.03**	**-**	**439.17**	**424.06**

* Includes provision for expenses

(₹ in Crore)

		As at 31 March 2020	As at 31 March 2019
20	**OTHER CURRENT LIABILITIES**		
	Advance from customers	28.16	22.47
	Other outstanding liabilities *	204.94	203.41
	TOTAL - OTHER CURRENT LIABILITIES	**233.10**	**225.88**

* Includes statutory dues, arbitration liability etc.

(₹ in Crore)

		As at 31 March 2020	As at 31 March 2019
21	**CURRENT TAX LIABILITIES (NET)**		
	Current tax liabilities [net of prepaid tax of ₹ 431.55 crore (₹ 347.14 crore)]	3.77	31.82
	TOTAL - CURRENT TAX LIABILITIES (NET)	**3.77**	**31.82**

(₹ in Crore)

		For the year ended 31 March 2020	For the year ended 31 March 2019
22	**REVENUE FROM OPERATIONS**		
	SALE OF PRODUCTS		
	Manufactured goods (net of discounts ₹ 152.05 crore (₹ 139.74 crore)]	8,002.93	8,645.68
	Stock in trade	188.35	133.88
	Export benefits	38.98	44.48
		8,230.26	**8,824.04**
	SALE OF SERVICES		
	Job charges received	36.58	73.89
		36.58	**73.89**
	OTHER OPERATING REVENUE		
	Sale of gases / slag	17.50	18.15
	Rent / operating & maintenance services	43.84	27.08
	Provision for doubtful debts/advance reversed	0.43	-
	Miscellaneous income	11.08	13.24
		72.85	**58.47**
	TOTAL - REVENUE FROM OPERATIONS	**8,339.69**	**8,956.40**

(₹ in Crore)

		For the year ended 31 March 2020	For the year ended 31 March 2019
23	**OTHER INCOME**		
	INTEREST INCOME ON		
	Loans & advances [net of written off ₹ 2.40 crore (₹ 2.40 crore)]	94.94	93.06
	Trade receivables	0.84	-
		95.78	93.06
	OTHER NON-OPERATING INCOME (NET)	2.10	2.61
	TOTAL - OTHER INCOME	**97.88**	**95.67**

(₹ in Crore)

		For the year ended 31 March 2020	For the year ended 31 March 2019
24	**COST OF MATERIAL CONSUMED**		
	Raw material consumed	5,312.74	5,783.64
	TOTAL - COST OF MATERIAL CONSUMED	**5,312.74**	**5,783.64**

(₹ in Crore)

		For the year ended 31 March 2020	For the year ended 31 March 2019
25	**PURCHASE OF STOCK IN TRADE**		
	Steel scrap / ferro alloys	179.36	125.58
	TOTAL - PURCHASE OF TRADING GOODS	**179.36**	**125.58**

(₹ in Crore)

		For the year ended 31 March 2020	For the year ended 31 March 2019
26	**CHANGES IN INVENTORIES OF FINISHED GOODS, WORK IN PROGRESS AND STOCK IN TRADE**		
	OPENING STOCK		
	Finished goods	405.74	370.47
	Work in progress	442.99	428.34
	Scrap	8.26	9.87
	TOTAL OPENING STOCK	**856.99**	**808.68**
	CLOSING STOCK		
	Finished goods	441.55	405.74
	Work in progress	411.63	442.99
	Scrap	5.31	8.26
	TOTAL CLOSING STOCK	**858.49**	**856.99**
	TOTAL - CHANGES IN INVENTORIES	**(1.50)**	**(48.31)**

(₹ in Crore)

		For the year ended 31 March 2020	For the year ended 31 March 2019
27	**EMPLOYEE BENEFITS EXPENSES** (read with Note no 49)		
	Salaries, wages, bonus and other benefits	167.13	154.24
	Contribution to provident and other funds	9.39	8.45
	Staff welfare expenses	7.51	7.80
	TOTAL - EMPLOYEE BENEFITS EXPENSES	**184.03**	**170.49**

(₹ in Crore)

		For the year ended 31 March 2020	For the year ended 31 March 2019
28	**FINANCE COSTS**		
	Interest expenses	286.18	331.60
	Other borrowing costs	17.46	15.96
	TOTAL - FINANCE COSTS	**303.64**	**347.56**

(₹ in Crore)

		For the year ended 31 March 2020	For the year ended 31 March 2019
29	**DEPRECIATION AND AMORTIZATION EXPENSES**		
	Depreciation on property, plant and equipment	270.16	274.13
	Amortization of intangible assets	3.00	1.65
	TOTAL - DEPRECIATION AND AMORTIZATION EXPENSES	**273.16**	**275.78**

(₹ in Crore)

		For the year ended 31 March 2020	For the year ended 31 March 2019
30	**OTHER EXPENSES**		
	MANUFACTURING EXPENSES		
	Consumption of stores and spares	527.63	638.32
	Power and fuel	761.54	881.69
	Labour processing & transportation charges	140.70	117.14
	Repairs to buildings	3.44	2.96
	Repairs to plant & machinery	27.76	25.61
	Job work expenses	86.11	110.02
	Other manufacturing expenses	10.17	20.84
		1,557.35	**1,796.58**
	ADMINISTRATIVE EXPENSES		
	Insurance	10.96	6.90
	Rent	2.79	3.16
	Rates and taxes	0.59	0.63
	Legal and professional	63.45	65.64
	Postage, telegram, telex and telephone	1.92	1.98
	Printing & stationary	3.04	3.59
	Travelling & conveyance	3.45	3.34
	Managerial commission	11.22	11.45
	Director' meeting fees	0.23	0.27
	Vehicle upkeep and maintenance	7.09	6.82
	Auditor's remuneration	0.47	0.39
	Donation	0.18	0.16
	Loss (net) on sale/discard of property, plant and equipment	0.18	0.45
	Miscellaneous expenses	16.88	13.59
		122.45	**118.37**
	SELLING EXPENSES		
	Freight & forwarding expenses	93.95	77.25
	Commission on sales	15.96	15.36
	Other selling expenses	5.30	5.40
	Allowance for expected credit losses	5.00	1.74
	Bad debts (net of recovery)	0.12	9.51
	Advertisement & publicity	3.16	1.18
		123.49	**110.44**
	TOTAL - OTHER EXPENSES	**1,803.29**	**2,025.39**
	NET (GAIN)/LOSS ON SALE OF PROPERTY, PLANT AND EQUIPMENT INCLUDES :		
	Gain on sale	-	(0.06)
	Loss on sale	-	0.05
	Loss on discard	0.18	0.46
		0.18	**0.45**

31.

(₹ in Crore)

			As at 31 March 2020	As at 31 March 2019
A	Contingent liabilities not provided for in respect of :			
	i)	Sale tax demands against which Company preferred appeals.	0.03	0.03
	ii)	Excise duty/custom/service tax/Cess show cause notices/ demands against which Company has preferred appeals.	151.09	113.30
	iii)	Claims and other liabilities against the Company not acknowledged as debt.	63.24	45.24
B	Guarantee given to custom authorities for import under EPCG Scheme. {Custom duty saved as on 31 March 2020 ₹ 18.68 Crore (₹12.61 Crore)}		118.34	77.98
C	i)	Letter of comfort to banks against credit facilities/ financial assistance availed by subsidiaries.	181.01	153.57
	ii)	Guarantees given by the Company's bankers on behalf of the subsidiary.	97.18	77.65
D	Corporate guarantee given to banks against credit facilities / financial assistance availed by Jindal Stainless Limited.		4,841.62	4,819.79

32. Estimated amount of contracts remaining to be executed on capital account and not provided for (net of advances) is ₹ 133.79 Crore (₹ 113.92 Crore).

33. Exceptional items includes gain/ (loss) (net) of ₹ 26.26 Crore (₹ 25.86 Crore) on translation/settlement of foreign currency monetary items (including borrowing), gain / (loss) of ₹ (12.25 Crore) (₹ 3.72 Crore) upon marked to market of derivatives contracts (net), gain/ (loss) of ₹ 4.70 Crore (₹ 2.23 Crore) on forward cover cancelation.

34. The term loan facility and working capital facility of the Company are also secured by the following additional securities:

(i) Unconditional & irrevocable personal guarantee of Mr. Ratan Jindal;

(ii) Unconditional & irrevocable corporate guarantee of Jindal Stainless Limited (JSL);

(iii) Pledge of 87.7% of Promoter's shareholding, as determined on the basis of the filings of the Borrower with the Securities Exchange Board of India (SEBI);

(iv) Pledge of 8,98,68,647 shares of JSL (out of 16,82,84,309 shares) held by the Company in favour of lenders of the Company. Balance 7,84,15,662 no. shares have been pledged in favour of lenders of JSL;

(v) Pledge over investments of the Company in subsidiaries as listed below:

- JSL Lifestyle Limited; and
- JSL Logistics Limited

35. Research and Development expenses for the year amounting to ₹ 10.39 Crore (₹ 17.09 Crore) on account of revenue expenditure charged/debited to respective heads of accounts and ₹ Nil (₹ 0.04 Crore) on account of capital expenditure debited to property, plant and equipment.

36. (a) Pursuant to regulation 34 (3) of Securities and Exchange Board of India (Listing Obligation and Disclosure Requirements) Regulations, 2015, loans and advances in the nature of loans to related parties:

(₹ in Crore)

Name of the Company	Amount Outstanding		Maximum balance outstanding	
	As at 31 March 2020	As at 31 March 2019	For the year ended 31 March 2020	For the year ended 31 March 2019
JSL Lifestyle Limited	12.26	12.26	12.26	12.26
Green Delhi BQS Limited	21.39	21.39	21.39	21.39
JSL Media Limited	1.21	1.21	1.21	1.21
Jindal Stainless Limited	900.00	900.00	900.00	900.00

Note : for general business purpose.

(b) Details of Loans given, investment made and guarantees given, covered U/S 186 (4) of the Companies Act ,2013:-

(i) Loans given and investment made are given under respective heads.

(ii) Corporate guarantee given by the Company on behalf of parties covered u/s 186(4), details of which is given in related party transactions. Refer note no 31 D, 34 and 47.

37. (a) Due to outbreak of COVID-19 which has been declared as a Pandemic by World Health Organization and subsequent lock down ordered by the Central and State Government(s) in India, the manufacturing facilities of the Company remained suspended from 25 March 2020 till 6 May 2020. The Company in compliance with the necessary instructions/guidelines, resumed its operations on 7 May 2020 in a phased manner, while ensuring health and safety of all the stakeholders. The Company is gradually ramping up its operations depending upon the market conditions.

This situation has disturbed the economic activity through interruption in manufacturing process, disruption in supply chain, etc.. The management has exercised due care in concluding significant accounting, judgements and estimates after taking into account possible impact of internal and external factors known to the management upto the date of these financial statements, to assess and finalise their carrying amount of assets and liabilities. Accordingly, as on date no material impact is anticipated in these financial statements. Further, the Company believes that this Pandemic may not have significant adverse impact on the long term operations and performance of the Company.

(b) Certain balances of trade receivable and trade payable are in process of confirmation and/or reconciliation. In the opinion of the management, on confirmation / reconciliation, there will not be any material impact.

(c) The Company has given inter corporate deposits to its two subsidiaries namely Green Delhi BQS Limited & JSL Media Limited, amounting to ₹ 22.60 Crore (₹ 22.60 Crore) {also investment of ₹ 0.10 Crore (₹ 0.10 Crore)} where the subsidiary companies has accumulated losses\negative net worth. In view of the long term involvement of the Company and future prospects, in the opinion of the management, these are good and realizable hence no provision has been considered necessary.

(d) The audited GST return for the year ended 31 March 2019 is pending for the filing as competent authority has extended the date of filing till 30 September 2020. The company is in process of reconciling the data of GSTR 2A with GSTR 3B. In view of the management on final reconciliation the impact will not be material.

38. The Company had challenged the legality of LADT Act / Entry Tax Act in the state of Haryana before the Hon'ble Punjab and Haryana High Court / Supreme Court of India. Subsequently, on the SLP of the Haryana Government, Constitutional Bench of the Hon'ble Supreme vide its judgement dated 11 November 2016 held the applicability of entry tax valid on compensatory ground and directed its Divisional/ Regular Bench for examining the provisions of the state legislation on the issue of discrimination with respect to the parameters of Article 304 (a) of the Constitution and competence of state legislatures to levy entry tax on goods entering the landmass of India from another country. The division bench of Hon'ble Supreme Court vide its order dated 21 March 2017 (declared on 20 May 2017) remanded back the matter and permitted the petitioners to file petition before respective High Court to decide on factual background or any other constitutional/ statutory issues arises for consideration. The company accordingly filed Civil Writ Petition before Hon'ble High Court of Punjab & Haryana on 30 May 2017. The Hon'ble High Court granted interim relief by order for stay of demand on 31 May 2017 till any further direction.

In the meanwhile, the division bench of Hon'ble Supreme Court of India vide its order dated 09 October 2017 has upheld the legislative competence of the State Legislatures to levy Entry Tax on Import of goods from any territory outside India while examining the Entry Tax legislations of the State of Odisha, Kerala and Bihar.

The Company has made necessary provisions in this regard based on own assessment and calculation.

In view of above, Interest/ penalty if any, will be accounted for as and when this is finally determined/ decided by the Hon'ble Court.

39. Amount required to be spent towards Corporate Social Responsibility as per the provisions of section 135 of Companies Act, 2013 by the Company during the year is ₹ 8.89 Crore (₹ 6.29 Crore) and details of amount spent towards Corporate Social Responsibility is as under :

(₹ in Crore)

	For the year ended 31 March 2020	For the year ended 31 March 2019
Promoting education & enhancing vocational skills	3.15	3.77
Promoting gender equality & empowering women	0.47	0.61
Ensuring environment sustainability & ecological balance	0.89	0.80
Promoting preventive health care	0.57	0.69
Rural development programme	1.31	0.49
Emergencies and relief work	2.20	-
Administration expenditure	0.33	0.08
Total	**8.92**	**6.44**

40. Financial risk management

40.1 Financial risk factors

The Company's principal financial liabilities, other than derivatives, comprise borrowings, trade and other payables, and financial guarantee contracts. The main purpose of these financial liabilities is to manage finances for the Company's operations. The Company has loan, Investment, trade receivables, other receivables, cash and short-term deposits that arise directly from its operations. The Company also enters into derivative transactions. The Company's activities expose it to a variety of financial risks:

(i) Market risk

Market risk is the risk that the fair value or future cash flows of a financial instrument will fluctuate because of changes in market prices. Market prices comprise three types of risk: currency rate risk, interest rate risk and other price risks, such as equity price risk and commodity risk. Foreign currency risk is the risk that the fair value or future cash flows of a financial instrument will fluctuate because of changes in foreign exchange rates. Interest rate risk is the risk that the fair value or future cash flows of a financial instrument will fluctuate because of changes in market interest rates. This is based on the financial assets and financial liabilities held as at 31 March 2020 and 31 March 2019.

(ii) Credit risk

Credit risk is the risk that a counter party will not meet its obligations under a financial instrument or customer contract, leading to a financial loss.

(iii) Liquidity risk

Liquidity risk is the risk that the Company may not be able to meet its present and future cash and collateral obligations without incurring unacceptable losses.

The Company's overall risk management programme focuses on the unpredictability of financial markets and seeks to minimize potential adverse effects on the Company's financial performance. The Company uses derivative financial instruments to hedge certain risk exposures. The Company does not acquire or issue derivative financial instruments for trading or speculative purposes.

Risk management is carried out by the treasury department under policies approved by the board of directors. The treasury team identifies, evaluates and hedges financial risks in close co-operation with the Company's operating units. The board provides principles for overall risk management, as well as policies covering specific areas, such as foreign exchange risk, interest rate risk, and credit risk, use of derivative financial instruments and non-derivative financial instruments, and investment of excess liquidity.

(i) Market risk

The sensitivity analysis excludes the impact of movements in market variables on the carrying value of post-employment benefit obligations provisions and on the non-financial assets and liabilities. The sensitivity of the relevant statement of profit and loss item is the effect of the assumed changes in the respective market risks. The Company's activities expose it to a variety of financial risks, including the effects of changes in foreign currency exchange rates and interest rates. The Company uses derivative financial instruments such as foreign exchange forward contracts depending upon the underlying contract and risk management strategy to manage its exposures to foreign exchange fluctuations and interest rate.

Foreign exchange risk and sensitivity

An exposure can be defined as a contracted cash flow (trade receivables, trade payables, loans, purchase order placed or sales order received) denominated in a currency other than Indian Rupees. The Company may have foreign currency exposure on account of the following items:

Exposure against working capital –

i) Export trade receivables and export sales orders received;

ii) Imports trade payables and purchase orders raised;

iii) Packing credit in foreign currency (PCFC),

iv) Borrowings against FCNR(B) deposits of the banks;

v) Advances from customers;

vi) Any other kind of foreign currency borrowings as permitted by RBI for financing working capital of the Company.

viii) Exposure against long term financing/relating to projects:

- i. Foreign currency borrowings for capital and project expansion;
- ii. Payments due against imported capital equipment for projects;
- iii. Purchase orders for capital expenditure;
- iv. Any kind of foreign currency borrowing used for long term financing requirements of the Company.

Derivatives financial instruments

Derivative contracts entered into by the Company and outstanding as on 31 March 2020 for hedging currency risks:

As at 31 March 2020

Nature of derivatives	Type	No. of contracts	Foreign currency (Million)	Amount (₹ In Crore)
Forward covers				
USD/INR	Sale	56	59.283	447.88
EURO/USD	Sale	26	15.335	127.78
USD/INR	Buy	109	34.847	263.37

As at 31 March 2019

Nature of derivatives	Type	No. of contracts	Foreign currency (Million)	Amount (₹ In Crore)
Forward covers				
USD/INR	Sale	31	34.709	240.02
EURO/USD	Sale	14	13.690	106.19
USD/INR	Buy	67	22.442	155.21

Note: INR equivalent values have been calculated at the year end exchange rates in INR to give an indicative value of the contracts in Indian rupees. Actual hedges however may be in different currency denominations.

Foreign Currency exposures that are not hedged by derivative instruments or otherwise outstanding as on 31 March 2020 is as under:

Nature	As at 31 March 2020		As at 31 March 2019	
	Foreign Currency (Millions)	Amount (₹ In Crore)	Foreign Currency (Millions)	Amount (₹ In Crore)
Account receivables				
JPY	-	-	1.648	0.10
GBP	0.107	1.01	-	-
CHF	-	-	0.047	0.33
Account payables				
USD	13.380	101.12	23.850	164.95
EURO	3.644	30.39	0.671	5.21
GBP	0.387	3.63	0.452	4.07
CHF	0.237	1.86	-	-
CAD	0.040	0.22	-	-
Loans				
USD	-	-	1.154	7.98

The following table demonstrates the sensitivity in the USD, Euro and other currencies to the Indian Rupee with all other variables held constant. The impact on the Company's profit before tax and other comprehensive income due to changes in the fair value of monetary assets and liabilities are given below:

Foreign exchange risk and sensitivity (Un hedged)

(₹ in Crore)

	Change in currency exchange rate	31 March 2020	31 March 2019
		Effect on profit/ (loss) before tax	Effect on profit/ (loss) before tax
USD	+5% -5%	(5.06) 5.06	(8.65) 8.65
EURO	+5% -5%	(1.52) 1.52	(0.26) 0.26
CAD	+5% -5%	(0.01) 0.01	- -
GBP	+5% -5%	(0.13) 0.13	(0.20) 0.20
JPY	+5% -5%	- -	0.01 (0.01)
CHF	+5% -5%	(0.09) 0.09	0.02 (0.02)

The assumed movement in exchange rate sensitivity analysis is based on the currently observable market environment.

The Company transacts business primarily in Indian Rupee, USD, EURO and CAD. The Company has obtained foreign currency loans and has foreign currency trade payables and receivables and is therefore, exposed to foreign exchange risk. Certain transactions of the Company act as natural hedge as a portion of both assets and liabilities are denominated in similar foreign currencies. For the remaining exposure to foreign exchange risk, the Company adapts the policy of selective hedging based on risk perception of management. Foreign exchange hedging contracts are carried at fair value.

Summary of exchange difference accounted in statement of profit and loss

(₹ in Crore)

	For the year ended 31 March 2020	For the year ended 31 March 2019
Currency Fluctuations		
Net foreign exchange gain shown as exceptional item	18.71	31.81
TOTAL	**18.71**	**31.81**

Interest rate risk and sensitivity

The Company will have Interest rate exposure on all interest bearing financial assets and liabilities. These could be broadly categorized as under:

a) Interest bearing trade receivables and trade payables;

b) Working capital borrowings;

c) Long term borrowings.

All interest bearing assets and liabilities need to be captured, first based on the currency denomination e.g., INR, USD. Further classification needs to be done based on whether these are against floating rate benchmarks or fixed rate

With all other variables held constant, the following table demonstrates the impact of borrowing cost on floating rate portion of borrowings and borrowings on which interest rate swaps are taken.

(₹ in Crore)

	Increase /decrease in basis points	Effect on profit/ (loss) before tax	
		31 March 2020	31 March 2019
INR borrowings	+50 -50	(10.09) 10.09	(10.87) 10.87
USD borrowings	+50 -50	- -	(0.04) 0.04

The assumed movement in basis points for interest rate sensitivity analysis is based on the currently observable market environment.

Price risk and sensitivity

The Company is exposed to the movement in price of key raw materials in domestic and international markets. The Company has in place policies to manage exposure to fluctuations in the prices of the key raw materials used in operations. The Company enters into contracts for procurement of material, most of the transactions are short term fixed price contract and a few transactions are long term fixed price contracts.

The Company is not facing any exposure to equity price risk as all of its equity investments are within the group and its associates.

ii) Credit risk

The Company is exposed to credit risk from its operating activities (primarily trade receivables) and from its financing activities, including deposits with banks and financial institutions and other financial instruments.

Trade receivables

The Company extends credit to customers in normal course of business. The Company considers factors such as credit track record in the market and past dealings for extension of credit to customers. Outstanding trade receivables are regularly monitored. The Company evaluates the concentration of risk with respect to trade receivables as low, as its customers are located in several jurisdictions and industries and operate in largely independent markets. The Company has also taken advances and security deposits from its customers, which mitigate the credit risk to an extent.

In determining the allowances for doubtful trade receivables, the Company has used a practical expedient by computing the expected credit loss allowance for trade receivables based on a provision matrix. The provision matrix takes into account historical credit loss experience and is adjusted for forward looking information. The expected credit loss allowance is based on the ageing of the receivables that are due and rates used in the provision matrix.

Financial instruments and cash deposits

The Company considers factors such as track record, size of the institution, market reputation and service standards to select the banks with which balances and deposits are maintained. The bank balances are maintained with the institutions with which the Company has also availed borrowings. The Company does not maintain significant cash and deposit balances other than those required for its day to day operations.

iii) Liquidity risk

The Company's objective is to at all times maintain optimum levels of liquidity to meet its cash and collateral requirements. The Company relies on a mix of borrowings, capital infusion and excess operating cash flows to meet its needs for funds. The current committed lines of credit are sufficient to meet its short to medium term expansion needs. The Company monitors rolling forecasts of its liquidity requirements to ensure it has sufficient cash to meet operational needs while maintaining sufficient headroom on its undrawn committed borrowing facilities at all times so that the Company does not breach borrowing limits or covenants (where applicable) on any of its borrowing facilities.

The table below provides undiscounted cash flows towards non-derivative financial liabilities and net-settled derivative financial liabilities into relevant maturity based on the remaining period at the balance sheet date to the contractual maturity date.

The Company is required to maintain ratios (including total debt to EBITDA / net worth, EBITDA to gross interest, debt service coverage ratio and secured coverage ratio) as mentioned in the loan agreements at specified levels. In the event of failure to meet any of these ratios these loans become callable at the option of lenders, except where exemption is provided by lender.

As at 31 March 2020

(₹ in Crore)

	Carrying amount	Less than 1 Year	1 to 3 Years	> 3 years	Total
Borrowings*	2,018.97	219.94	559.00	1,240.03	2,018.97
Other financial liabilities	319.20	309.17	2.53	7.50	319.20
Trade payables	1,334.50	1,334.50	-	-	1,334.50
Total	**3,672.67**	**1,863.61**	**561.53**	**1,247.53**	**3,672.67**

* Including current maturity.

As at 31 March 2019

(₹ in Crore)

	Carrying amount	Less than 1 Year	1 to 3 Years	> 3 years	Total
Borrowings*	2,181.20	252.04	546.00	1,383.16	2,181.20
Other financial liabilities	243.90	243.90	-	-	243.90
Trade payables	1,474.27	1,474.27	-	-	1,474.27
Total	**3,899.37**	**1,970.21**	**546.00**	**1,383.16**	**3,899.37**

* Including current maturity.

Unused lines of credit

(₹ in Crore)

	As at 31 March 2020	As at 31 March 2019
Secured	240.66	325.88
Unsecured	-	-
Total	**240.66**	**325.88**

Interest rate and currency of borrowings

The below details do not necessarily represent foreign currency or interest rate exposure to the income statement, since the Company has taken derivatives for offsetting the foreign currency and interest rate exposure.

For the year ended 31 March 2020

	Total borrowings (₹ In Crore)	Floating rate borrowings (₹ In Crore)	Fixed rate borrowings (₹ In Crore)	Weighted average interest rate (%)
INR	2,018.97	2,018.97	-	10.52%
USD	-	-	-	-
Total	**2,018.97**	**2,018.97**	**-**	

For the year ended 31 March 2019

	Total borrowings (₹ In Crore)	Floating rate borrowings (₹ In Crore)	Fixed rate borrowings (₹ In Crore)	Weighted average interest rate (%)
INR	2,173.22	2,173.22	-	10.59%
USD	7.98	7.98	-	4.76%
Total	**2,181.20**	**2,181.20**	**-**	

40.2 Competition and price risk

The Company faces competition from domestic and international competitors. Nevertheless, it believes that it has competitive advantage in terms of high quality products and by continuously upgrading its expertise and range of products and trustworthy and innovative solution to meet the needs of its customers.

40.3 Capital risk management

The Company manages its capital structure and makes adjustments in light of changes in economic conditions and the requirements of the financial covenants. To maintain or adjust the capital structure, the Company may adjust the dividend payment to shareholders, redeem or buy back capital to shareholders or issue new shares. The Company's primary objective when managing capital is to ensure that it maintains an efficient capital structure and healthy capital ratios and safeguard the Company's ability to continue as a going concern in order to support its business and provide maximum returns for shareholders. The Company also proposes to maintain an optimal capital structure to reduce the cost of capital.

For the purpose of the Company's capital management, capital includes issued capital, share premium and other equity. Net debt includes, interest bearing loans and borrowings less cash and cash equivalents excluding discontinued operations.

The Company monitors capital using gearing ratio, which is net debt divided by total capital.

Gearing ratio

(₹ in Crore)

	As at 31 March 2020	As at 31 March 2019
Loans and borrowings	2,018.97	2,181.20
Less: Cash and cash equivalents	18.52	17.92
Net debt	**2,000.45**	**2,163.28**
Total capital	1,836.25	1,516.71
Capital and net debt	**3,836.70**	**3,679.99**
Gearing ratio	**52%**	**59%**

41. Fair values of financial assets and liabilities and hierarchy

The Company maintains policies and procedures to value financial assets or financial liabilities using the best and most relevant data available. The fair values of the financial assets and liabilities are included at the amount that would be received to sell an asset or paid to transfer a liability in an orderly transaction between market participants at the measurement date.

The following methods and assumptions were used to estimate the fair values:

1. Fair value of cash and deposits, trade receivables, trade payables, and other current financial assets and liabilities approximate their carrying amounts largely due to the short-term maturities of these instruments.

2. Long-term fixed-rate and variable-rate receivables / borrowings are evaluated by the Company based on parameters such as interest rates, specific country risk factors, credit risk and other risk characteristics. Fair value of variable interest rate borrowings approximates their carrying values. For fixed interest rate borrowing fair value is determined by using the discounted cash flow (DCF) method using discount rate that reflects the issuer's borrowings rate. Risk of non-performance for the Company is considered to be insignificant in valuation.

3. The fair values of derivatives are estimated by using pricing models, where the inputs to those models are based on readily observable market parameters, basis contractual terms, period to maturity, and market parameters such as interest rates, foreign exchange rates, and volatility. These models do not contain a high level of subjectivity as the valuation techniques used do not require significant judgment, and inputs thereto are readily observable from actively quoted market prices. Management has evaluated the credit and non-performance risks associated with its derivative counterparties and believe them to be insignificant and not warranting a credit adjustment.

Fair value hierarchy

The following table provides the fair value measurement hierarchy of Company's financial asset and financial liabilities, grouped into Level 1 to Level 3 as described below:

Level 1 - Quoted price (unadjusted) in active markets for identical assets or liabilities that the entity can access at the measurement date.

Level 2 - Inputs other than quoted prices include within Level 1 that are observable for the asset or liability, either directly or indirectly.

Level 3 - Unobservable inputs for the asset or liability.

Set out below, is a comparison by class of the carrying amounts and fair value of the financial instruments of the companies: -

		Note	Level	As at 31 March 2020 (₹ In Crore)	As at 31 March 2019 (₹ In Crore)	Valuation Techniques and Key Inputs
Financial assets /liabilities at fair value through amortised cost:						
(a)	**Financial assets**					
	Loans	5	3	934.86	934.86	Discounted cash flows
	Other financial assets	6	3	247.87	141.43	Discounted cash flows
(b)	**Financial liabilities**					
	Borrowings - non current	14	3	1,799.03	1,929.16	Discounted cash flows
	Borrowings - current	17	3	89.94	71.88	Discounted cash flows
	Other financial liabilities	19	3	438.12	424.06	Discounted cash flows
Financial assets / liabilities at fair value through statement of profit or loss:						
	Derivative Forward Contract (assets)	6	2	-	1.17	Forward foreign currency exchange rate
	Derivative Forward Contract (liabilities)	19	2	11.08	-	Forward foreign currency exchange rate

There were no significant changes in the classification and no significant movements between the fair value hierarchy of assets and liabilities during FY 2019-20.

Fair valuation of financial guarantees

Financial guarantees issued by the company on behalf of Jindal Stainless Limited have been measured at fair value through profit and loss. Fair value of said guarantees as at 31 March 2020, and 31 March 2019 have been considered at nil as estimated by the management and an independent professional.

42. Leases

Effective April 1, 2019, the Company adopted Ind AS 116 "Leases" and applied the standard to all lease contracts existing on April 1, 2019 using the modified retrospective method. The Company has leases for office building, warehouses and related facilities.

The following is the movement in lease liabilities and corresponding Right to use asset for leases classified under lease arrangements during the year ended March 31, 2020.

Right to use Asset Movement

(₹ in Crore)

Building	For the year ended 31 March 2020
Right to use assets as at 01 April 2019	11.95
Addition during the year	-
Depreciation during the year	1.47
Right to use assets as at 31 March 2020	**10.48**

Lease obligation Movement

(₹ in Crore)

Building	For the year ended 31 March 2020
Lease obligation as at 01 April 2019	11.95
Addition to lease obligation	-
Payment of lease	(2.05)
Addition as interest	1.16
Lease obligation as at 31 March 2020	**11.06**

The following is the break-up of current and non-current lease liabilities as at March 31, 2020.

(₹ in Crore)

	As at 31 March 2020	As at 31 March 2019
Current	1.03	0.89
Non Current	10.03	11.06
Lease obligation as at 31 March 2020	**11.06**	**11.95**

The table below provides details regarding contractual maturities of lease liabilities of non cancellable contractual commitments on undiscounted basis.

(₹ in Crore)

Lease Liabilities	Lease Payments	Interest expense	Net Present value
Less than one year	2.09	1.06	1.03
One to five years	7.26	3.14	4.12
More than five years	9.27	3.36	5.91
			11.06

The statement of profit or loss shows the following amounts relating to leases.

(₹ in Crore)

	For the year ended 31 March 2020
Depreciation on Right to use assets	1.47
Interest expense on lease liability (included in finance cost)	1.16
Expense relating to low value leases (included in administrative expenses)	2.79
Total	**5.42**

The Company has adopted Ind AS 116 'Leases' effective 01 April 2019 and applied the Standard to its leases, using modified retrospective method. This has resulted in recognizing a Right-of-Use Asset and a corresponding Lease liability of ₹11.95 crores as at 01 April 2019.

43. Information related to consolidated financials

The Company is listed on stock exchange in India, the Company has prepared consolidated financial statement as required under IND AS 110 Consolidated Financial Statements, Sections 129 of Companies Act, 2013 and listing requirements. The consolidated financial statement is available on Company's web site for public use.

44. Income tax reconciliation

Tax expenses

(₹ in Crore)

	For the year ended 31 March 2020	For the year ended 31 March 2019
Current tax	125.41	147.90
Deferred tax	(44.24)	(5.53)
Income tax change/(credit) for earlier years	0.06	(0.27)
Total	**81.23**	**142.10**

Effective tax reconciliation:

Numerical reconciliation of tax expense applicable to profit before tax at the latest statutory enacted tax rate in India to income tax expense reported is as follows:

(₹ in Crore)

	For the year ended 31 March 2020	For the year ended 31 March 2019
Net income / (loss) before taxes	401.56	403.75
Enacted tax rates	25.168%	34.944%
Computed tax (income)/expense	101.06	141.09
Increase/(reduction) in taxes on account of:		
Additional allowance for tax purpose	-	(2.99)
Expenses not allowed for tax purpose	2.35	3.48
Effect of change in tax rate	(22.24)	0.79
Deferred tax recognized for earlier years	0.46	3.53
Current tax recognized for earlier years	(0.40)	(3.80)
Income tax expense reported	**81.23**	**142.10**

The Government of India on 12 December 2019 vide The Taxation Laws (Amendment) Act, 2019 inserted a new section 115BAA in the Income Tax Act, 1961, which provides an option to the Company for paying Income Tax at reduced rates as per the provisions/ conditions defined in the said section. The Company has recognized the tax provision in its books as per Section 115BAA during the year and re-measurement of deferred tax liability (net) which was recognized in earlier tax regime. This has resulted in reversal of tax expenses for the year ended 31 March 2020 by ₹ 22.24 crores.

45. Segment Reporting

As per IND AS 108 Operating Segment, segment information has been provided in notes to consolidated financial statements.

46. Assets are tested for impairment whenever there are any internal or external indicators of impairment. Impairment test is performed at the level of each Cash Generating Unit ('CGU') within the Company at which the goodwill or other assets are monitored for internal management purposes, within an operating segment.

The impairment assessment is based on higher of value in use and fair value less costs of disposal.

The measurement of the cash generating units' value in use is determined based on financial plans that have been used by management for internal purposes. The planning horizon reflects the assumptions for short to- mid term market conditions.

Assumption	Approach used to determining values
Sales volume	Average annual growth rate over the five-year forecast period; based on past performance and management's expectations of market development.
Sales price	Average annual growth rate over the five-year forecast period; based on current industry trends and including long term inflation forecasts for each territory.
Budgeted gross margin	Based on past performance and management's expectations for the future.
Other operating costs	Fixed costs of the CGUs, which do not vary significantly with sales volumes or prices. Management forecasts these costs based on the current structure of the business, adjusting for inflationary increases but not reflecting any future restructurings or cost saving measures. The amounts disclosed above are the average operating costs for the five-year forecast period.
Annual capital	Expected cash costs in the CGUs. This is based on the historical experience of management, and the planned refurbishment expenditure. No incremental revenue or cost savings are assumed in the value-in-use model as a result of this expenditure.
Long-term growth rate	This is the weighted average growth rate used to extrapolate cash flows beyond the budget period. The rates are consistent with forecasts included in industry reports.
Pre-tax discount rates	Reflect specific risks relating to the relevant segments and the countries in which they operate.

47

A List of related parties & relationship (as identified by the Management)

		Country of Incorporation	Ownership Interest	
			31 March 2020	31 March 2019
a)	**Subsidiary companies**			
1	Jindal Stainless Steelway Limited	India	100.00%	81.91%
2	JSL Lifestyle Limited	India	73.37%	73.37%
3	Green Delhi BQS Limited	India	51.00%	51.00%
4	JSL Media Limited	India	99.94%	99.94%
5	JSL Logistics Limited	India	100.00%	100.00%
b)	**Associates**			
1	Jindal Stainless Corporate Management Services Pvt. Ltd.	India	50.00%	50.00%
2	Jindal Stainless Limited	India	34.54%	35.12%
c)	**Subsidiaries, associates and joint ventures of parties listed in a & b above with whom transactions have taken place during the current and previous year**			
1	J S S Steel Italia Limited	India		
2	Jindal Stainless UK Ltd. (Dissolved w.e.f. 11.12.2018)	UK		
3	Jindal Stainless FZE, Dubai	UAE		
4	PT Jindal Stainless Indonesia	Indonesia		
5	Iberjindal S.I.	Spain		
6	Jindal Coke Limited	India		
7	Jindal United Steel Limited	India		
d)	**Trusts**			
1	Jindal Stainless (Hisar) Limited Group Gratuity Fund			
2	Jindal Stainless (Hisar) Limited (Ferro alloys) Group Gratuity Scheme			
3	Jindal Stainless (Hisar) Limited EPF Trust			
4	Jindal Stainless (Hisar) Welfare Fund			
e)	**Key Management Personnel with whom transactions have taken place during the current and previous year**			
1	Mr. Ratan Jindal	Chairman		
2	Mr. Abhyuday Jindal	Vice Chairman (upto 25.04.2018) and Managing Director (w.e.f. 26.04.2018)		
3	Mr. Ashok Kumar Gupta	Whole Time Director and Manager (upto 14.05.2018)		
4	Mr. Jagmohan Sood	COO & Unit Head, Hisar Plant (upto 14.05.2018) and Whole Time Director (w.e.f. 15.05.2018)		
5	Mr. Ankur Agrawal	Chief Financial Officer (upto 27.04.2018)		
6	Mr. Ajay Goyal	Chief Financial Officer (from 30.10.2018 to 29.01.2019)		
7	Mr. Ramnik Gupta	Chief Financial Officer (w.e.f. 30.01.2019)		
8	Mr. Bhartendu Harit	Company Secretary		
9	Mr. Kanwaljit Singh Thind	Independent Director*		
10	Mr. Girish Sharma	Independent Director*		
11	Mr. Arunendra Kumar	Independent Director* (upto 03.10.2018)		
12	Mr. Nirmal Chandra Mathur	Independent Director*		
13	Mrs. Arti Luniya	Independent Director (w.e.f. 26.07.2018)		
	*Independent directors are included only for the purpose of compliance with definition of key management personnel given under IND AS 24.			
f)	**Enterprises over which any person described in (e) along with their relatives is able to exercise significant influence with whom transactions have been taken place during the year:**			
1	Jindal Defence Systems Private Limited (previously known as Jindal Defence Systems Limited)			
2	Jindal Advance Materials Private Limited			
3	JSL Global Commodities Pte. Ltd.			
4	Prime Stainless DMCC (w.e.f. 13.11.2019)			

B Transactions:

(₹ in Crore)

Description	For the year ended 31 March 2020			For the year ended 31 March 2019		
	Subsidiary (a)	Associates & Other Parties (b,c,d & f)	Key Management Personnels (e)	Subsidiary (a)	Associates & Other Parties (b,c,d & f)	Key Management Personnels (e)
Purchase of goods	**194.17**	**1,164.22**	**-**	**124.64**	**1,020.90**	**-**
Jindal Stainless Steelway Limited	179.10	-	-	102.37	-	-
JSL Lifestyle Limited	15.07	-	-	22.27	-	-
PT. Jindal Stainless Indonesia	-	-	-	-	16.91	-
J S S Steel Italia Limited	-	-	-	-	0.66	-
Jindal Stainless Limited	-	891.17	-	-	975.95	-
Jindal United Steel Limited	-	221.72	-	-	-	-
Jindal Coke Limited	-	21.90	-	-	27.38	-
Prime Stainless DMCC	-	29.43	-	-	-	-
Sale of goods	**893.13**	**816.91**	**-**	**637.68**	**857.00**	**-**
Jindal Stainless Steelway Limited	759.39	-	-	461.02	-	-
JSL Lifestyle Limited	133.74	-	-	176.65	-	-
PT. Jindal Stainless Indonesia	-	32.22	-	-	48.88	-
Iberjindal S.I.	-	113.64	-	-	136.04	-
Jindal Stainless Limited	-	575.12	-	-	672.09	-
JSL Global Commodities Pte. Ltd.	-	95.93	-	-	-	-
Purchase of fixed assets	**0.03**	**-**	**-**	**1.92**	**-**	**-**
Jindal Stainless Steelway Limited	0.03	-	-	-	-	-
JSL Lifestyle Limited	-	-	-	1.92	-	-
Sale of fixed assets	**0.39**	**-**	**-**	**-**	**-**	**-**
JSL Lifestyle Limited	0.39	-	-	-	-	-
Job charges received	**-**	**44.22**	**-**	**-**	**84.26**	**-**
Jindal Stainless Limited	-	44.22	-	-	84.26	-
Job work charges paid	**37.23**	**0.02**	**-**	**23.33**	**0.01**	**-**
Jindal Stainless Steelway Limited	37.20	-	-	23.29	-	-
JSL Lifestyle Limited	0.03	-	-	0.04	-	-
Jindal Stainless Limited	-	0.02	-	-	-	-
Jindal United Steel Limited	-	-	-	-	0.01	-
Commission on sale/purchase paid	**-**	**12.91**	**-**	**-**	**16.23**	**-**
Jindal Stainless FZE, Dubai	-	9.05	-	-	16.23	-
JSL Global Commodities Pte. Ltd.	-	3.63	-	-	-	-
Prime Stainless DMCC	-	0.23	-	-	-	-

Notes to the financial statements for the year ended 31 March 2020

(₹ in Crore)

Description	For the year ended 31 March 2020			For the year ended 31 March 2019		
	Subsidiary (a)	Associates & Other Parties (b,c,d & f)	Key Management Personnels (e)	Subsidiary (a)	Associates & Other Parties (b,c,d & f)	Key Management Personnels (e)
Freight Paid	**-**	**2.94**	**-**	**-**	**10.12**	**-**
Jindal Stainless Limited	-	2.94	-	-	10.12	-
Jindal Coke Limited ₹39,248	-	0.00	-	-	-	-
Receiving of services (remuneration paid)	**-**	**-**	**20.11**	**-**	**-**	**20.12**
Mr. Ratan Jindal (commission)	-	-	10.68	-	-	10.59
Mr. Abhyuday Jindal (commission and remuneration)	-	-	6.54	-	-	6.44
Mr. Ashok Kumar Gupta	-	-	-	-	-	1.12
Mr. Jagmohan Sood	-	-	1.65	-	-	1.25
Mr. Ankur Agrawal	-	-	-	-	-	0.18
Mr. Ajay Goyal	-	-	-	-	-	0.10
Mr. Ramnik Gupta	-	-	0.91	-	-	0.15
Mr. Bhartendu Harit	-	-	0.34	-	-	0.30
Rent received	**2.83**	**0.77**	**-**	**2.41**	**2.88**	**-**
Jindal Stainless Steelway Limited	1.49	-	-	1.47	-	-
JSL Lifestyle Limited	1.34	-	-	0.94	-	-
Jindal Stainless Limited	-	0.71	-	-	2.88	-
Jindal Defence Systems Private Limited (₹ 40,415)	-	0.06	-	-	0.00	-
Jindal Advance Materials Private Limited (₹ 29,500)	-	0.01	-	-	0.00	-
Rent paid	**0.28**	**1.53**	**-**	**0.20**	**1.43**	**-**
Jindal Stainless Steelway Limited	0.28	-	-	0.20	-	-
Jindal Stainless Limited	-	1.53	-	-	1.43	-
Interest income	**3.64**	**90.00**	**-**	**3.69**	**90.00**	**-**
JSL Lifestyle Limited	1.24	-	-	1.29	-	-
Green Delhi BQS Limited *	2.25	-	-	2.25	-	-
Jindal Stainless Limited	-	90.00	-	-	90.00	-
JSL Media Limited *	0.15	-	-	0.15	-	-
Interest expense	**2.01**	**-**	**-**	**-**	**-**	**-**
Jindal Stainless Steelway Limited	2.01	-	-	-	-	-

Notes to the financial statements for the year ended 31 March 2020

(₹ in Crore)

Description	For the year ended 31 March 2020			For the year ended 31 March 2019		
	Subsidiary (a)	Associates & Other Parties (b,c,d & f)	Key Management Personnels (e)	Subsidiary (a)	Associates & Other Parties (b,c,d & f)	Key Management Personnels (e)
Quality claim paid	**-**	**-**	**-**	**0.21**	**-**	**-**
Jindal Stainless Steelway Limited	-	-	-	0.21	-	-
Bad Debts written off	**-**	**0.00**	**-**	**-**	**12.16**	**-**
J S S Steel Italia Limited ₹ 5,723	-	0.00	-	-	12.16	-
Consultancy charges paid	**-**	**60.33**	**-**	**-**	**60.30**	**-**
Jindal Stainless Corporate Management Services Pvt. Ltd.	-	60.33	-	-	60.30	-
Operating & maintenance services charged	**47.97**	**-**	**-**	**26.44**	**-**	**-**
Jindal Stainless Steelway Limited	47.97	-	-	26.44	-	-
Sharing of exp. reimbursed/to be reimbursed	**0.20**	**3.64**	**-**	**-**	**8.12**	**-**
JSL Lifestyle Limited	0.20	-	-	-	-	-
Jindal Stainless Limited	-	3.64	-	-	8.12	-
Sharing of exp. recovered/to be recovered	**-**	**0.01**	**-**	**-**	**0.20**	**-**
Jindal Stainless Limited	-	-	-	-	0.18	-
Jindal Stainless Corporate Management Services Pvt. Ltd.	-	0.01	-	-	0.02	-
Guarantee/ counter guarantee given	**32.45**	**-**	**-**	**67.20**	**-**	**-**
Jindal Stainless Steelway Limited	14.98	-	-	67.20	-	-
JSL Lifestyle Limited	17.47	-	-	-	-	-
Contribution towards trusts	**-**	**34.34**	**-**	**-**	**29.06**	**-**
Jindal Stainless (Hisar) Limited Group Gratuity Fund	-	5.31	-	-	4.20	-
Jindal Stainless (Hisar) Limited (Ferro alloys) Group Gratuity Scheme	-	0.20	-	-	0.07	-
Jindal Stainless (Hisar) Limited EPF Trust	-	27.97	-	-	24.07	-
Jindal Stainless (Hisar) Welfare Fund	-	0.86	-	-	0.72	-
Outstanding balance						
Letter of comfort given	**181.01**	**-**	**-**	**153.57**	**-**	**-**
Jindal Stainless Steelway Limited	136.50	-	-	124.02	-	-
JSL Lifestyle Limited	44.51	-	-	29.55	-	-
Guarantee/ counter guarantee given	**97.18**	**4,841.62**	**-**	**77.65**	**4,832.90**	**-**
Jindal Stainless Steelway Limited	79.71	-	-	77.65	-	-
JSL Lifestyle Limited	17.47	-	-	-	-	-
Jindal Stainless Limited	-	4,841.62	-	-	4,832.90	-

Notes to the financial statements for the year ended 31 March 2020

(₹ in Crore)

Description	For the year ended 31 March 2020			For the year ended 31 March 2019		
	Subsidiary (a)	Associates & Other Parties (b,c,d & f)	Key Management Personnels (e)	Subsidiary (a)	Associates & Other Parties (b,c,d & f)	Key Management Personnels (e)
Loans & advances	**35.99**	**1,062.00**	**-**	**36.03**	**981.00**	**-**
JSL Media Limited	1.21	-	-	1.21	-	-
JSL Lifestyle Limited **	13.38	-	-	13.42	-	-
Green Delhi BQS Limited	21.40	-	-	21.40	-	-
Jindal Stainless Limited @	-	1,062.00	-	-	981.00	-
Advance against supplies/services	**3.43**	**8.80**	**-**	**3.44**	**-**	**-**
JSL Media Limited	3.43	-	-	3.44	-	-
Jindal Stainless Corporate Management Services Pvt. Ltd.	-	8.80	-	-	-	
Receivables	**124.89**	**98.07**	**-**	**54.79**	**72.29**	**-**
Jindal Stainless Steelway Limited	64.21	-	-	18.34	-	-
JSL Lifestyle Limited	60.68	-	-	36.44	-	-
PT. Jindal Stainless Indonesia	-	48.18	-	-	43.12	-
Iberjindal S.I.	-	36.99	-	-	22.21	-
Jindal Stainless Limited	-	-	-	-	6.96	-
Green Delhi BQS Limited	0.01	-	-	0.01	-	-
Jindal Defence Systems Pvt. Limited (₹ 40,415)	-	0.01	-	-	0.00	-
Jindal Advance Materials Pvt. Limited ₹ 6,018 (₹ 29,500)	-	0.00	-	-	0.00	-
JSL Global Commodities Pte. Ltd.	-	12.89	-	-	-	-
Jindal United Steel Limited ₹ 22,584	-	0.00	-	-	-	-
Payables	**4.19**	**45.71**	**-**	**10.35**	**11.00**	**-**
Jindal Stainless Steelway Limited	2.49	-	-	4.87	-	-
JSL Lifestyle Limited	1.70	-	-	5.48	-	-
Jindal Stainless Corporate Management Services Pvt. Ltd.	-	-	-	-	1.23	-
PT. Jindal Stainless Indonesia	-	0.76	-	-	0.69	-
Jindal Stainless FZE, Dubai	-	2.40	-	-	5.38	-
J S S Steel Italia Limited (₹ 5,723)	-	-	-	-	0.00	-
Jindal Stainless Limited	-	23.28	-	-	-	-
Jindal Coke Limited	-	3.66	-	-	3.69	
Prime Stainless DMCC	-	15.17	-	-	-	-
JSL Global Commodities Pte. Ltd.	-	0.44	-	-	-	-

(₹ in Crore)

Description	For the year ended 31 March 2020			For the year ended 31 March 2019		
	Subsidiary (a)	Associates & Other Parties (b,c,d & f)	Key Management Personnels (e)	Subsidiary (a)	Associates & Other Parties (b,c,d & f)	Key Management Personnels (e)
Remuneration payable	**-**	**-**	**1.35**	**-**	**-**	**2.86**
Mr. Ratan Jindal	-	-	1.19	-	-	2.73
Mr. Jagmohan Sood	-	-	0.09	-	-	0.09
Mr. Ramnik Gupta	-	-	0.05	-	-	0.02
Mr. Bhartendu Harit	-	-	0.02	-	-	0.02

Note :- Above to be read with note no. 31 (D).

* written off

** Includes loan of ₹ 12.26 crore (₹ 12.26 crore)

@ Includes Inter corporate Deposits amounting to ₹ 900.00 crore (₹ 900.00 crore) and interest accure over it during financial years 2018-19 & 2019-20, which is repayable in one or more instalment by 31 March 2023, or such other terms as may be mutually agreed between the company and Jindal Stainless Limited and interest thereon is payable on monthly basis from March 2020 onwards. Further interest servicing for financial years 2018-19 & 2019-20 has been defered till Feb 2021, as mutually agreed.

Compensation to key management personnel

(₹ in Crore)

	For the year ended 31 March 2020	For the year ended 31 March 2019
Short-term employee benefits*	20.11	20.12
Total Compensation to key management personnel	**20.11**	**20.12**

*As the future liability for gratuity & leave encashment is provided on an actuarial basis for the company as a whole, the amount pertaining to individual is not ascertainable and therefore not included above.

48 Revenue from Contracts with Customers

Effective 01 April 2018, the company has adopted Indian Accounting Standard (IND AS) 115 'Revenue from contracts with customers' using the cumulative catch-up transition method.

A Disaggregation of revenue

The Company has performed a disaggregated analysis of revenues considering the nature, amount, timing and uncertainty of revenues. This includes disclosure of revenues by geography and timing of recognition.

For the year ended 31 March 2020

(₹ in Crore)

Revenue from operations	Goods*	Services	Other operating revenue	Total
Revenue by geography				
Domestic *	7,142.11	36.58	72.85	7,251.54
Export	1,088.15			1,088.15
Total	**8,230.26**	**36.58**	**72.85**	**8,339.69**
Revenue by time				
Revenue recognised at point in time				8,303.11
Revenue recognised over time				36.58
Total				**8,339.69**

* Export benefit has been included in domestic revenue

For the year ended 31 March 2019

(₹ in Crore)

Revenue from operations	Goods*	Services	Other operating revenue	Total
Revenue by geography				
Domestic *	7,540.38	73.89	58.47	7,672.74
Export	1,283.66	-	-	1,283.66
Total	**8,824.04**	**73.89**	**58.47**	**8,956.40**
Revenue by time				
Revenue recognised at point in time				8,882.51
Revenue recognised over time				73.89
Total				**8,956.40**

* Export benefit has been included in domestic revenue

B. Revenue recognised in relation to contract liabilities

Ind AS 115 also requires disclosure of 'revenue recognised in the reporting period that was included in the contract liability balance at the beginning of the period' and 'revenue recognised in the reporting period from performance obligations satisfied (or partially satisfied) in previous periods. Same has been disclosed as below:

(₹ in Crore)

Description	For the year ended 31 March 2020	For the year ended 31 March 2019
Revenue recognised in the reporting period that was included in the contract liability balance at the beginning of the period	22.47	32.34
Revenue recognised in the reporting period from performance obligations satisfied (or partially satisfied) in previous periods	-	-

C. Assets and liabilities related to contracts with customers

(₹ in Crore)

Description	As at 31 March 2020		As at 31 March 2019	
	Non-current	Current	Non-current	Current
Contract liabilities related to sale of goods				
Advance from customers	-	28.16	-	22.47

D. Reconciliation of revenue recognised in Statement of Profit and Loss with Contract price

(₹ in Crore)

Description	For the year ended 31 March 2020	For the year ended 31 March 2019
Contract price	8,187.64	8,816.66
Less: Discount, rebates, credits etc.	152.05	139.74
Revenue from operations as per Statement of Profit and Loss	**8,339.69**	**8,956.40**

49 Retirement benefit obligations

Expenses recognised for defined contribution plans

(₹ in Crore)

	For the year ended 31 March 2020	For the year ended 31 March 2019
Company's contribution to provident fund	3.21	3.34
Company's contribution to employee state insurance	0.15	0.38
Company's contribution to national pension scheme	0.77	0.50
Total	**4.13**	**4.22**

Expenses recognised for defined benefit plans

(₹ in Crore)

	For the year ended 31 March 2020	For the year ended 31 March 2019
Company's contribution to provident fund	4.57	3.70
Total	**4.57**	**3.70**

Below tables sets forth the changes in the projected benefit obligation and plan assets and amounts recognised in the standalone balance sheet as at 31 March 2020 and 31 March 2019, being the respective measurement dates.

A. Change in defined benefit obligation

(₹ in Crore)

	Gratuity (Funded)	Leave Encashment (Unfunded)
Defined benefit obligation at 01 April 2018	**36.89**	**8.97**
Service cost		
Current service cost	2.38	0.71
Interest expense	2.70	0.60
Cash flows		
Benefit payments from plan assets	(3.14)	(2.69)
Remeasurements		
Due to change in financial assumptions	(0.32)	(0.03)
Due to experience adjustments	1.64	2.44
Defined benefit obligation at 31 March 2019	**40.15**	**9.99**
Service Cost		
Current service cost	2.62	0.97
Interest expense	3.00	0.68
Cash flows		
Benefit payments from plan assets	(2.38)	(2.53)
Remeasurements		
Due to change in financial assumptions	1.63	0.27
Due to experience adjustments	(0.87)	1.60
Defined benefit obligation at 31 March 2020	**44.15**	**10.98**

B. Change in fair value of plan assets-gratuity

(₹ in Crore)

	As at 31 March 2020	As at 31 March 2019
Fair value of plan assets at end of prior period	**31.92**	**28.75**
Interest income	**2.54**	**2.18**
Cash flows		
Total employer contributions	5.51	4.27
Benefit payments from plan assets	(2.38)	(3.14)
Remeasurements		
Return on assets (excluding interest income)	(0.30)	(0.14)
Fair value of plan assets at end of period	**37.29**	**31.92**

C. Recognized in statement of profit and loss

(₹ in Crore)

	Gratuity	Leave Encashment
Service cost		
Current service cost	2.38	0.71
Total service cost	**2.38**	**0.71**
Net interest cost		
Interest expense on define benefit obligation	2.55	0.60
Interest (income) on plan assets	(2.03)	-
Total net interest cost	**0.52**	**0.60**
Remeasurements of other long term benefits	-	2.41
For the year ended 31 March 2019	**2.90**	**3.71**
Service Cost		
Current service cost	2.62	0.97
Total service cost	**2.62**	**0.97**
Net interest cost		
Interest expense on define benefit obligation	2.84	0.68
Interest (income) on plan assets	(2.40)	-
Total net interest cost	**0.44**	**0.68**
Remeasurements of other long term benefits	-	1.87
For the year ended 31 March 2020	**3.06**	**3.52**

D. Recognized in other comprehensive income (OCI)

(₹ in Crore)

	Gratuity
Due to change in financial assumptions	(0.20)
Due to change in experience adjustments	1.52
Return on assets (excluding interest income)	0.14
For the year ended 31 March 2019	**1.46**
Due to change in demographic assumptions(₹2291)	0.00
Due to change in financial assumptions	1.70
Due to change in experience adjustments	(0.94)
Return on assets (excluding interest income)	0.30
For the year ended 31 March 2020	**1.06**

E. Expected cash flows for following year

(₹ in Crore)

Particulars	As at 31 March 2020	As at 31 March 2019
Year 1	2.94	2.62
Year 2	3.24	3.06
Year 3	3.90	3.30
Year 4	4.52	4.01
Year 5	4.73	4.68
Next 5 years	33.95	33.14

F. Current and non-current liability for gratuity and leave encashment

(₹ in Crore)

	Gratuity	Leave Encashment
As on 31 March 2019		
Current liabilities	0.01	2.43
Non current liabilities	8.22	7.57
As on 31 March 2020		
Current liabilities	0.02	2.64
Non current liabilities	6.84	8.35

G. Disaggregation of plan assets into classes

The weighted-average asset allocations at the period end were as follows:

	Unquoted	Unquoted
Insurance Company products	100%	100%

H. Actuarial assumptions

Particulars	As at 31 March 2020	As at 31 March 2019
Discount rate	6.70% P.a.	7.70% P.a.
Salary increase rate	5.50% P.a.	6.00% P.a.
Rate of return on plan assets	6.70% P.a.	7.70% P.a.
Mortality table	(IALM) (2006-08) (Modified)Ult.	(IALM) (2006-08) (Modified)Ult.
Disability	5.00% of Mortality Rate	5.00% of Mortality Rate
Withdrawal (rate of employee turnover)	Upto age 30 Years:3%	Upto age 30 Years:3%
	31-44 Years:2%	31-44 Years:2%
	45 and above:1%	45 and above:1%
Retirement Age	58 Years	58 Years
Weighted Average Duration	9 Years	9 Years

The assumption of future salary increases have been set after taking into account aspects relating to inflation, seniority, promotion and other relevant factors

The assumption of attrition rate has been set based on the expected turnover of the company

I. Sensitivity analysis (Effect on Gratuity)

Particulars	As at 31 March 2020	As at 31 March 2019
A. Discount Rate		
Discount Rate - 50 basis points	46.02	41.86
Assumptions	6.20% p.a.	7.20% p.a.
Discount Rate + 50 basis points	42.42	38.57
Assumptions	7.20% p.a.	8.20% p.a.
B. Salary increase rate		
Salary Rate - 50 basis points	42.49	38.45
Assumptions	5.00%p.a.	5.50% p.a.
Salary Rate + 50 basis points	45.93	41.98
Assumptions	6.00%p.a.	6.50% p.a.

The company makes monthly contributions to Provident Fund managed by trust for qualifying employees. Under the scheme, the company is required to contribute a specified percentage of the payroll costs to fund the benefits. Employer established provident fund trusts are treated as Defined Benefit Plans, since the Company is obliged to meet interest shortfall, if any, with respect to covered employees. Accounting to the actuarial Valuation, the Defined Benefit Obligation of Interest Rate Guarantee on exempted Provident Fund in respect of employees of the company as on 31 March 2020 works out of ₹ Nil (₹ Nil) and hence no provision is required to be provided for in the books of account towards the guarantee for notified interest rates.

Actuarial assumptions

	As at 31 March 2020	As at 31 March 2019
Discount rate	6.70% p.a.	7.70% p.a.
Rate of return on plan assets	8.50% p.a.	8.55% p.a.
Guaranteed Rate of return	8.50% p.a.	8.55% p.a.

50 Earning Per Share (EPS) computed in accordance with Ind AS 33 " Earning Per Share "

	For the year ended 31 March 2020	For the year ended 31 March 2019
Net Profit/(Loss) after tax as per P & L A/c (₹ in Crore)	320.33	261.65
Weighted average no. of equity shares for basic/diluted EPS (No's)	235,934,685	235,934,685
Basic/Diluted EPS per share (in ₹)	13.58	11.09
Face value per share (in ₹)	2.00	2.00

51 A) Auditors Remuneration includes the following

(₹ in Crore)

		For the year ended 31 March 2020	For the year ended 31 March 2019
(i)	**Payment to auditors**		
	Audit fee	0.24	0.21
	Certification work	0.02	0.02
	Other services	0.11	0.06
	Out of pocket expenses	0.03	0.01
		0.40	**0.31**
(ii)	**Payment to branch auditors**		
	Audit fee	0.04	0.03
	Tax audit fees	0.01	0.01
	Other capacity ₹ 49,668 (₹ 44,000)	0.00	0.00
	Certification work	0.02	0.03
		0.07	**0.08**
	Total	**0.47**	**0.39**
(B)	**Payment to Cost auditors**		
	Audit fee	0.02	0.02
	Total	**0.02**	**0.02**

52. Capital work-in-progress (CWIP) includes technical know-how and supervision fees, taxes, machinery under installation/in transit, pre-operative expenses and other assets under erection. Details is as under:-

(₹ in Crore)

	For the year ended 31 March 2020	For the year ended 31 March 2019
Opening balance	**88.08**	**63.08**
Add: Additions during the year	134.42	134.62
Less: Capitalisation during the year	117.00	109.62
Closing balance	**105.50**	**88.08**

53.

A. C.I.F. VALUE OF IMPORTS

(₹ in Crore)

	For the year ended 31 March 2020	For the year ended 31 March 2019
Raw material	988.46	1,262.59
Stores & spares	149.00	159.00
Capital goods	70.55	70.70

B. EXPENDITURE IN FOREIGN CURRENCY

(₹ in Crore)

		For the year ended 31 March 2020	For the year ended 31 March 2019
i)	Export selling expenses	17.23	17.52
ii)	Interest	10.44	16.50
iii)	Travelling	0.60	0.32
iv)	Legal & professional expenses	0.34	0.48
v)	Quality claim	4.20	3.26
vi)	Others	6.63	4.26

C. EARNINGS IN FOREIGN CURRENCY

(₹ in Crore)

	For the year ended 31 March 2020	For the year ended 31 March 2019
F.O.B. value of export	1,103.84	1,237.54

D. Remittance of dividend on equity shares NIL NIL

54 No adjusting or significant non adjusting events have occurred between the reporting date and date of authorization of financial statements.

55 Previous years' figures have been re-arranged and regrouped wherever considered necessary .Figures less than Rs. 50000 have been shown as absolute number. Figures in bracket indicate previous year figures.

56 Note 1 to 56 are annexed to and form an integral part of the balance sheet and statement of profit & loss.

In terms of our report of even date annexed hereto.

For **LODHA & CO.**
Chartered Accountants

(N.K. LODHA)
Partner
Membership No. 85155
FRN 301051E

For **S.S. KOTHARI MEHTA & COMPANY**
Chartered Accountants

(AMIT GOEL)
Partner
Membership No. 500607
FRN 000756N

For and on behalf of the Board of Directors :

ABHYUDAY JINDAL
Managing Director

JAGMOHAN SOOD
Whole Time Director

RAMNIK GUPTA
Chief Financial Officer

BHARTENDU HARIT
Company Secretary

PLACE : New Delhi
DATED : 10 June 2020

INDEPENDENT AUDITOR'S REPORT

TO THE MEMBERS OF JINDAL STAINLESS (HISAR) LIMITED

Report on the Audit of Consolidated Financial Statements

Opinion

We have audited the accompanying consolidated financial statements of JINDAL STAINLESS (HISAR) LIMITED (herein after referred to as "the Holding Company") and its subsidiaries ("the Holding Company & its subsidiaries" together referred as "the Group") and its associates, which comprise of the Consolidated Balance Sheet as at March 31, 2020, the Consolidated statement of profit and loss (including other comprehensive income), the Consolidated statement of cash flows and the consolidated statement of changes in equity for the year then ended ,and notes to the consolidated financial statements, including a summary of the significant accounting policies and other explanatory information in which are included the Return for the year ended on that date audited by the branch auditor of the Holding Company's branch located at Kothavalasa in Vizianagaram district, Andhra Pradesh (hereinafter referred to as "the consolidated financial statements").

In our opinion and to the best of our information and according to the explanations given to us and based on the consideration of the reports of the other auditors on separate financial statements and on the other financial information of the subsidiaries and associates referred to in the Other Matters section below, the aforesaid consolidated financial statements give the information required by the Companies Act, 2013 ('Act') in the manner so required and give a true and fair view in conformity with the accounting principles generally accepted in India including the Indian Accounting Standards ('Ind AS') specified under section 133 of the Act, of the consolidated state of affairs (consolidated financial position) of the Group and its associates as at March 31, 2020, and its consolidated profit (financial performance including other comprehensive income), its consolidated cash flows and the consolidated changes in equity for the year ended on that date.

Basis of Opinion

We conducted our audit in accordance with the Standards on Auditing (SAs) specified under section 143(10) of the Act. Our responsibilities under those Standards are further described in the Auditor's Responsibilities for the Audit of the Consolidated Financial Statements section of our report. We are independent of the Group and its associates in accordance with the Code of Ethics issued by the Institute of Chartered Accountants of India together with the ethical requirements that are relevant to our audit of the consolidated financial statements under the provisions of the Act and the rules thereunder and we have fulfilled our other ethical responsibilities in accordance with these requirements and the Code of Ethics. We believe that the audit evidence we have obtained and the audit evidence obtained by the other auditors in terms of their report referred to the in the sub-paragraphs (a) to (c) of the Other Matters section below, is sufficient and appropriate to provide a basis for our opinion.

Key Audit Matters

Key Audit Matters are those matters that, in our professional judgement and based on the consideration of the reports of the other auditors on separate financial statements and on the other financial information of the subsidiaries and associates, were of most significance in our audit of the consolidated financial statements of the current period. These matters were addressed in the context of our audit of the consolidated financial statements as a whole, and in forming our opinion thereon, and we do not provide a separate opinion on these matters.

We have determined the matters described below to be the key audit matters to be communicated in our report.

Description of Key Audit Matter	How our audit addressed the key audit matters
Contingent liabilities (Holding Company) The Company (Holding Company) faces a number of actual legal and regulatory proceedings. The determination of the provision and/or the level of disclosure required involves a high degree of judgement resulting in provisions and contingent liabilities being considered as a key audit matter.	We evaluated the design and tested operating effectiveness of controls in respect of determination of the contingencies. We determined that the operation of the controls provided to us with evidence over the completeness, accuracy and valuation of the guarantees by an independent valuer; We read the summary of litigation matters provided by management and held discussions with Company's legal department/ advisors and read determinations and judgment's made by the Court/ legal authority(s). We requested legal letters from some of the external legal advisors with respect to the matters included in the summary. Where appropriate we examined correspondence connected with the cases; For litigation provisions/ contingencies, we tested the calculation, assessed the estimates against historical trends. We considered management's judgment's on the level of provisioning/ contingencies to be appropriate. We also evaluated appropriateness of the disclosures in Note no. 31 which we considered appropriate.

Description of Key Audit Matter	How our audit addressed the key audit matters
Revenue Recognition(Holding Company) Revenue from the sale of goods (hereinafter referred to as "Revenue") is recognized when the Company performs its obligation to its customers and the amount of revenue can be measured reliably and recovery of the consideration is probable. The timing of such recognition in case of sale of goods is when the control over the same is transferred to the customer, which is mainly upon delivery. The timing of revenue recognition is relevant to the reported performance of the Company. The management considers revenue as a key measure for evaluation of performance. There is a risk of revenue being recorded before control is transferred. Refer Note 1 of the Consolidated Financial Statements – Significant Accounting Policies	Our procedures included: ● Evaluating the integrity of the general information and technology control environment and testing the operating effectiveness of key IT application controls ● Evaluating the design and implementation of Company's controls in respect of revenue recognition. ● Testing the effectiveness of such controls over revenue cut off at year-end ● Testing the supporting documentation for sales transactions recorded during the period closer to the year end and subsequent to the year end, including examination of credit notes issued after the year end to determine whether revenue was recognized in the correct period. ● Performing analytical procedures on current year revenue based on monthly trends and where appropriate, conducting further enquiries and testing. ● Assessing the appropriateness of the Company's revenue recognition accounting policies in line with IND AS 115 ("Revenue from Contracts with Customers") and testing thereof.
For Key Audit Matters identified by Component Auditors, refer "Annexure I" attached herewith (as stated in respective audit reports).	

Information Other than the Consolidated Financial Statements and Auditor's Report Thereon

The Holding Company's Board of Directors is responsible for the other information. The other information comprises the information included in the annual report, but does not include the consolidated financial statements and our auditor's report thereon. The Annual Report is expected to be made available to us after the date of this Auditors' Report.

Our opinion on the consolidated financial statements does not cover the other information and we do not express any form of assurance conclusion thereon.

In connection with our audit of the consolidated financial statements, our responsibility is to read the other information and, in doing so, consider whether the other information is materially inconsistent with the consolidated financial statements or our knowledge obtained in the audit or otherwise appears to be materially misstated.

When we read the Annual Report, if we conclude that there is a material misstatement therein, we are required to communicate the matter to those charged with governance.

Responsibilities of Management and those Charged with Governance for the Consolidated Financial Statements

The Holding Company's Board of Directors is responsible for the matters stated in section 134(5) of the Act with respect to the preparation of these Consolidated financial statements that give a true and fair view of the Consolidated state of affairs (consolidated financial position), Consolidated financial performance (consolidated statement of profit and loss including other comprehensive income), Consolidated cash flows and consolidated statement of changes in Equity of the Group and its associates in accordance with the accounting principles generally accepted in India, including the Ind AS specified under Section 133 of the Act. The respective Board of Directors of the Companies included in the Group and its Associates are responsible for maintenance of adequate accounting records in accordance with the provisions of the Act for safeguarding of the assets of the Group and its Associates and for preventing and detecting frauds and other irregularities; the selection and application of appropriate accounting policies; making judgments and estimates that are reasonable and prudent; and the design, implementation and maintenance of adequate internal financial controls, that were operating effectively for ensuring the accuracy and completeness of the accounting records, relevant to the preparation and presentation of the financial statements that give a true and fair view and are free from material misstatement, whether due to fraud or error, which have been used for the purpose of preparation of the consolidated financial statements by the Directors of the Holding Company, as aforesaid.

In preparing the consolidated financial statements, the respective Board of Directors of the companies included in the Group and of its associates are responsible for assessing the ability of the Group and of its associates to continue as a going concern, disclosing, as applicable, matters related to going concern and using the going concern basis of accounting unless management either intends to liquidate the Group or to cease operations, or has no realistic alternative but to do so.

The respective Board of Directors of the companies included in the Group and of its associates are responsible for overseeing the financial reporting process of the Group and of its associates.

Auditor's Responsibilities for the Audit of the Consolidated Financial Statements

Our objectives are to obtain reasonable assurance about whether the consolidated financial statements as a whole are free from material misstatement, whether due to fraud or error, and to issue an auditor's report that includes our opinion. Reasonable assurance is a high level of assurance, but is not a guarantee that an audit conducted in accordance with SAs will always detect a material misstatement when it exists. Misstatements can arise from fraud or error and are considered material if, individually or in the aggregate, they could reasonably be expected to influence the economic decisions of users taken on the basis of these consolidated financial statements.

As part of an audit in accordance with SAs, we exercise professional judgment and maintain professional skepticism throughout the audit. We also:

- Identify and assess the risks of material misstatement of the consolidated financial statements, whether due to fraud or error, design and perform audit procedures responsive to those risks, and obtain audit evidence that is sufficient and appropriate to provide a basis for our opinion. The risk of not detecting a material misstatement resulting from fraud is higher than for one resulting from error, as fraud may involve collusion, forgery, intentional omissions, misrepresentations, or the override of internal control.
- Obtain an understanding of internal control relevant to the audit in order to design audit procedures that are appropriate in the circumstances. Under section 143(3)(i) of the Companies Act, 2013, we are also responsible for expressing our opinion on whether the holding company has adequate internal financial controls system in place and the operating effectiveness of such controls.
- Evaluate the appropriateness of accounting policies used and the reasonableness of accounting estimates and related disclosures made by management.
- Conclude on the appropriateness of management's use of the going concern basis of accounting and, based on the audit evidence obtained, whether a material uncertainty exists related to events or conditions that may cast significant doubt on the ability of the Group and its associates to continue as a going concern. If we conclude that a material uncertainty exists, we are required to draw attention in our auditor's report to the related disclosures in the consolidated financial statements or, if such disclosures are inadequate, to modify our opinion. Our conclusions are based on the audit evidence obtained up to the date of our auditor's report. However, future events or conditions may cause the Group and its associates to cease to continue as a going concern.
- Evaluate the overall presentation, structure and content of the consolidated financial statements, including the disclosures, and whether the consolidated financial statements represent the underlying transactions and events in a manner that achieves fair presentation.
- Obtain sufficient appropriate audit evidence regarding the financial information of the entities or business activities within the Group and its associates to express an opinion on the consolidated financial statements. We are responsible for the direction, supervision and performance of the audit of the financial statements of such entities included in the consolidated financial statements of which we are the independent auditors. For the other entities included in the consolidated financial statements, which have been audited by other auditors, such other auditors remain responsible for the direction, supervision and performance of the audits carried out by them. We remain solely responsible for our audit opinion.

We communicate with those charged with governance of the Holding Company and such other entities included in the consolidated financial statements of which we are the independent auditors regarding, among other matters, the planned scope and timing of the audit and significant audit findings, including any significant deficiencies in internal control that we identify during our audit.

We also provide those charged with governance with a statement that we have complied with relevant ethical requirements regarding independence, and to communicate with them all relationships and other matters that may reasonably be thought to bear on our independence, and where applicable, related safeguards.

From the matters communicated with those charged with governance, we determine those matters that were of most significance in the audit of the consolidated financial statements of the current period and are therefore the key audit matters. We describe these matters in our auditor's report unless law or regulation precludes public disclosure about the matter or when, in extremely rare circumstances, we determine that a matter should not be communicated in our report because the adverse consequences of doing so would reasonably be expected to outweigh the public interest benefits of such communication.

Other Matters

(a) We did not audit the financial statements of three subsidiaries, namely, JSL Lifestyle Limited, JSL Media Limited and Green Delhi BQS Limited; included in the consolidated financial statements whose financial statements reflect total assets of ₹ 268.75 Crores as at March 31, 2020, total revenues of ₹ 336.74 crores and net cash inflow of ₹ 0.22 Crores for the year ended on that date, as considered in the consolidated financial statements. We did not audit the financial statements of three associates, namely Jindal Stainless Corporate Management Services Pvt. Limited, Jindal Stainless limited and J.S.S. Steelitalia Limited (having negative net worth); in whose financial statements the Company's share of profit is ₹ 25.92 Crores and total Comprehensive Income of ₹ 40.62 Crores for the year ended on March 31, 2020. These financial statements have been audited by other auditor whose report have been furnished to us by the management and our opinion on the statement, in so far as it relates to the amounts and disclosures included in respect of subsidiaries and associates, is based solely on the reports of the other auditors.

(b) Financial statements of two subsidiary companies namely Jindal Stainless Steelway Limited and JSL Logistic Limited; which reflect total assets of ₹ 401.71 crores as at March 31, 2020, total revenue of ₹ 1,743.06 crores and net cash inflow of ₹ 0.16 crores for the year ended on that date, have been audited by one of the joint auditors of the Holding Company.

(c) We did not audit the financial statements of one branch of Holding Company included in consolidated financial statements of the Company whose financial statements reflect total assets of ₹ 4.58 crore as at March 31, 2020 and the total revenue of ₹ 184.37 crore for the year ended on that date, as considered in consolidated financial statements, has been audited by the branch auditor whose report has been furnished to us, and our opinion in so far as it relates to the amounts and disclosures included in respect of branch, is based solely on the report of such branch auditor.

INDEPENDENT AUDITOR'S REPORT

Our opinion on the consolidated financial statements, and our report on Other Legal and Regulatory Requirements below, is not modified in respect of the above matters with respect to our reliance on the work done and the reports of the other auditors.

(d) Note no. 35 (a) to the consolidated financial statements, which describes the uncertainties and the impact of Covid-19 pandemic on the Holding Company and Group operations and consolidated financial statements are assessed by the management. Further, due to Covid-19 related lock down restrictions, management of Holding Company and other entities included in the Group were able to perform year end physical verification of inventory at certain locations, subsequent to the year end. Also, we were not able to physically observe the verification of inventory that was carried out by the management of Holding Company. Consequently, we have performed alternative procedures to audit the existence of Inventory as per the guidance provided in SA-501 "Audit Evidence - Specific Considerations for Selected Items" and have obtained sufficient audit evidence to issue our unmodified opinion on standalone financial statements.

Our opinion on the same is not modified in respect of the above matter.

Report on other legal and regulatory requirements

As required by Section 143(3) of the Act, we report, to the extent applicable, that:

(a) We have sought and obtained all the information and explanations which to the best of our knowledge and belief were necessary for the purposes of our audit of the aforesaid consolidated financial statements.

(b) In our opinion, proper books of account as required by law relating to preparation of the aforesaid consolidated financial statements have been kept so far as it appears from our examination of those books and the reports of the other auditors.

(c) The Consolidated balance sheet, the Consolidated statement of profit and loss, the Consolidated statement of cash flows and Consolidated statement of Changes in Equity dealt with by this Report are in agreement with the relevant books of account maintained for the purpose of preparation of the consolidated financial statements.

(d) In our opinion, the aforesaid consolidated financial statements comply with the Ind AS specified under Section 133 of the Act.

(e) On the basis of the written representations received from the directors of the Holding Company as on March 31, 2020 taken on record by the Board of Directors of the Holding Company and the report of the statutory auditors of its subsidiary companies and associate companies incorporated in India, none of the Directors of the Group and its Associate companies incorporated in India is disqualified as on March 31, 2020 from being appointed as a Director in terms of Section 164(2) of the Act.

(f) With respect to the adequacy of the internal financial controls over financial reporting of the Group (Holding and Subsidiary Companies) and its associates companies incorporated in India and the operating effectiveness of such controls, refer to our separate report in "Annexure- A"; and

(g) With respect to the other matters to be included in the Auditors' report in accordance with the requirements of Section 197(16) of the Act, as amended,

In our opinion and to the best of our information and according to the explanations given to us and on the consideration of the reports of the other auditors, referred to in other matter paragraph, on separate financial statements / consolidated financial statements of the subsidiaries and its associates, we report that the remuneration paid by the Group and its associates to its directors during the year is in accordance with the provisions of section 197 of the Act, to the extent applicable.

(h) With respect to the other matters to be included in the Auditor's Report in accordance with Rule 11 of the Companies (Audit and Auditors) Rules, 2014, in our opinion and to the best of our information and according to the explanations given to us and based on the consideration of the report of the other auditors on separate financial statements of the subsidiaries and associates:

i. The consolidated financial statements disclose the impact of pending litigations on the consolidated financial position of the Group and its Associates- Refer Note 31, 36, 37 and 49 to the consolidated financial statements.

ii. Provision has been made in the consolidated financial statements, as required under the applicable law or accounting standards, for material foreseeable losses, if any, on long term contracts including derivatives contracts.

iii. There has been no delay in transferring amounts, required to be transferred, to the Investor Education and Protection Fund by the holding company, its subsidiaries companies and Associate Companies incorporated in India.

For **LODHA & CO.**
Chartered Accountants
ICAI-FRN: 301051E

N.K. LODHA
Partner
Membership No. 085155
UDIN: 20085155AAAACB3568

Place: New Delhi
Dated: June 10, 2020

For **S.S. KOTHARI MEHTA & COMPANY**
Chartered Accountants
ICAI-FRN: 000756N

AMIT GOEL
Partner
Membership No. 500607
UDIN: 20500607AAAADJ2003

Place: New Delhi
Dated: June 10, 2020

Annexure I

Components	Description of Key Audit Matter	How our audit addressed the key audit matter
Jindal Stainless Limited (an Associate)	**Carrying amount of investment in an associate company and net assets of a subsidiary company** The Group has investment in equity instruments of its associate company, Jindal United Steel Limited amounting to ₹ 168.90 crores and carries net assets amounting to ₹ 42.51 crores in respect of a subsidiary, PT. Jindal Stainless Indonesia in its consolidated financial statements. The Group assesses recoverability of the investment in associate and net assets of the subsidiary, which is a cash generating unit ('CGU'), when impairment indicators exist by comparing the fair value (less costs of disposal) of investment in associate and value in use of CGU with carrying amounts thereof as on the reporting date in accordance with Ind AS 36, Impairment of Assets. The fair value of the investment in associate and value in use of the CGU is determined by a management-appointed independent valuation specialist based on discounted cash flow ('DCF') method. The process of computation of such fair value (less costs of disposal) and value in use using DCF method is complex. Management's assessment of such valuations requires estimation and judgement around assumptions used. The key assumptions underpinning management's assessment include, but are not limited to, projections of future cash flows, growth rates, discount rates, estimated future operating and capital expenditure. The application of significant judgment in this matter required substantial involvement of internal valuation experts on the audit engagement. Accordingly, assessment of impairment losses to be recognised, if any, on the carrying amounts of investment in the associate company and net assets of the CGU has been considered as be a key audit matter for current year's audit.	Our audit procedures were focused on obtaining sufficient appropriate audit evidence that the carrying amounts of investment in the associate, Jindal United Steel Limited and net assets of the subsidiary, PT. Jindal Stainless Indonesia are not materially misstated. These procedures included, but were not limited to, the following: We obtained an understanding of management's processes and controls for determining the fair valuation of investment in associate and value in use of the CGU. The understanding was obtained by performance of walkthroughs which included inspection of documents produced by the Group and discussion with those involved in the process of valuation. In addition to the evaluation of design and testing the operating effectiveness of controls implemented for identification of impairment indicators and measurement of impairment provisions, we also performed the following procedures: ● Assessed the qualification and objectivity of the management-appointed independent valuation specialist to determine the fair value of investment in associate and value in use of the CGU; ● Assessed the appropriateness of valuation methodology used with the help of an auditor's expert, and tested the mathematical accuracy of management's model; ● Reconciled the cash flow projections to the business plans approved by the Group's management; ● Challenged the management's assessment of underlying assumptions used for the cash flow projections including the implied growth rates, considering evidence available including the impact of COVID-19 pandemic, where appropriate to support these assumptions and our understanding of the business; ● Tested the discount rate and long-term growth rates used in the forecast including comparison to economic and industry forecasts where appropriate; ● Evaluated the sensitivity analysis performed by management in respect of the key assumptions such as discount and growth rates to ensure there was sufficient headroom with respect to the estimation uncertainty impact of such assumptions on the fair value and value in use calculation; ● Engaged internal valuation experts to obtain additional comfort on the valuation technique used by management's valuation expert; ● Obtained written representations from management and those charged with governance on whether the significant assumptions used in valuation of the investment in the associate company and value in use of the CGU are considered reasonable; ● Ensured that disclosure in relation to investment in associate and net assets of subsidiary have been appropriately made in the consolidated financial statements including the related impairment indicators.

Components	Description of Key Audit Matter	How our audit addressed the key audit matter
Jindal Stainless Limited (an Associate)	**Recoverability of Minimum Alternate Tax (MAT) Credit** As at 31 March 2020, the Holding Company has recognised Minimum Alternate Tax (MAT) credit amounting ₹ 77.65 crores, within deferred tax assets. On that date, the Holding Company also has unabsorbed depreciation amounting to ₹ 2,352.23 crores and brought forward business losses amounting to ₹ 115.04 crores. The recognition of a deferred tax asset in the form of MAT credit is based on management's estimate of taxable and accounting profits in future, which are underpinned by the Holding Company's price assumptions and business plans, and tax adjustments required to be made in the taxable profit computations, as per the provisions of Income Tax Act, 1961 (IT Act). Estimating recoverability of MAT credit also requires significant judgments, including the timing of reversals of unabsorbed depreciation. Considering the materiality of the amounts involved and inherent subjectivity requiring significant judgment involved in the determination of utilization of MAT credit through estimation of future taxable profits, this area was considered to be of most significance to the audit and determined to be a key audit matter.	Our procedures in relation to assessment of MAT credit recognised as at reporting date included, but were not limited to, the following: ● Obtained and updated our understanding of the management's process of computation of future accounting and taxable profits of the Holding Company, and expected utilization of available MAT credit within specified time period as per provisions of the IT Act. ● Evaluated the design of and tested the operating effectiveness of controls around the preparation of underlying business plans, future taxable profit computation, and assessment of recognition of MAT credit at year end. ● Reconciled the business results projections to the future business plans approved by the Holding Company's board of directors; ● Challenged the management's assessment of underlying assumptions used for the business results projections including expected capacity expansion and utilisation, implied growth rates and expected prices considering evidence available to support these assumptions and our understanding of the business; ● Tested the growth rates used in the forecast by comparing them to past trends and to economic and industry forecasts where appropriate including the impact of COVID-19 pandemic; ● Performed independent sensitivity analysis in respect of the key assumptions such as growth rates to ensure there was sufficient headroom with respect to the estimation uncertainty impact of such assumptions on the timing of reversal of unabsorbed depreciation and utilisation of MAT credit; ● Tested the computations of future taxable profits, including testing of the adjustments made in such computations with respect to tax-allowed and tax-disallowed items, other tax rebates and deductions available to the Holding Company, and tested the computation of MAT liability in such future years, in accordance with the provisions of the IT Act. ● Evaluated the historical accuracy of the estimates made in the prior periods with respect to business projections and aforesaid tax computations. ● Tested the mathematical accuracy of management's projections and tax computations. ● Based on aforesaid computations, assessed the appropriateness of management's estimate of likelihood of utilization of MAT credit within the time period specified and in accordance with the provisions of the IT Act. ● Engaged the internal tax experts to assess the accuracy of MAT credit recognised in the consolidated financial statements. ● Evaluated the appropriateness and adequacy of the disclosures related to MAT credit in the consolidated financial statements in accordance with the applicable accounting standards.

INDEPENDENT AUDITOR'S REPORT

ANNEXURE 'A' TO THE INDEPENDENT AUDITOR'S REPORT OF EVEN DATE ON THE CONSOLIDATED FINANCIAL STATEMENTS OF JINDAL STAINLESS (HISAR) LIMITED

Report on the internal financial controls over financial reporting under clause (i) of sub-section 3 of section 143 of the Companies Act, 2013 ("the Act")

In conjunction with our audit of consolidated financial statements of the Company as of and for the year ended March 31, 2020, we have audited the internal financial controls over financial reporting of JINDAL STAINLESS (HISAR) LIMITED ("the Holding Company") and its subsidiaries (the Holding Company and its subsidiaries (incorporated in India) together referred to as "the Group") and its associates which are companies incorporated in India and in which are incorporated the Return audited by the branch auditor of the Holding Company's branch at Kothavalasa in Vizianagaram district, Andhra Pradesh, as of that date.

Management's responsibility for internal financial controls

The respective board of directors of Holding Company, its subsidiary companies and its associates, which are companies incorporated in India, are responsible for establishing and maintaining internal financial controls based on the internal control over financial reporting criteria established by the Company considering the essential components of internal control stated in the Guidance Note on Audit of Internal Financial Controls over Financial Reporting issued by the Institute of Chartered Accountants of India (ICAI). These responsibilities include the design, implementation and maintenance of adequate internal financial controls that were operating effectively for ensuring the orderly and efficient conduct of its business, including adherence to Company's policies, the safeguarding of its assets, the prevention and detection of frauds and errors, the accuracy and completeness of the accounting records, and the timely preparation of reliable financial information, as required under the Companies Act, 2013.

Auditor's responsibility

Our responsibility is to express an opinion on the Group's and its associates internal financial controls over financial reporting based on our audit. We conducted our audit in accordance with the Guidance Note on Audit of Internal Financial Controls Over Financial Reporting (the "Guidance Note") and the Standards on Auditing, issued by the Institute of Chartered Accountants of India (ICAI) and deemed to be prescribed under section 143(10) of the Companies Act, 2013, to the extent applicable to an audit of internal financial controls, both applicable to an audit of Internal Financial Controls and, both issued by the Institute of Chartered Accountants of India. Those Standards and the Guidance Note require that we comply with ethical requirements and plan and perform the audit to obtain reasonable assurance about whether adequate internal financial controls over financial reporting was established and maintained and if such controls operated effectively in all material respects.

Our audit involves performing procedures to obtain audit evidence about the adequacy of the internal financial controls system over financial reporting and their operating effectiveness. Our audit of internal financial controls over financial reporting included obtaining an understanding of internal financial controls over financial reporting, assessing the risk that a material weakness exists, and testing and evaluating the design and operating effectiveness of internal control based on the assessed risk. The procedures selected depend on the auditor's judgment, including the assessment of the risks of material misstatement of the consolidated financial statements, whether due to fraud or error.

We believe that the audit evidence we have obtained and the audit evidence obtained by the other auditors in terms of their reports referred to in the other matters paragraph below, is sufficient and appropriate to provide a basis for our audit opinion on the Group's and its associates internal financial controls system over financial reporting.

Meaning of internal financial controls over financial reporting

A company's internal financial control over financial reporting is a process designed to provide reasonable assurance regarding the reliability of financial reporting and the preparation of consolidated financial statements for external purposes in accordance with generally accepted accounting principles. A company's internal financial control over financial reporting includes those policies and procedures that (1) pertain to the maintenance of records that, in reasonable detail, accurately and fairly reflect the transactions and dispositions of the assets of the company; (2) provide reasonable assurance that transactions are recorded as necessary to permit preparation of consolidated financial statements in accordance with generally accepted accounting principles, and that receipts and expenditures of the company are being made only in accordance with authorizations of management and directors of the company; and (3) provide reasonable assurance regarding prevention or timely detection of unauthorized acquisition, use, or disposition of the company's assets that could have a material effect on the consolidated financial statements.

Inherent limitations of internal financial controls over financial reporting

Because of the inherent limitations of internal financial controls over financial reporting, including the possibility of collusion or improper management override of controls, material misstatements due to error or fraud may occur and not be detected. Also, projections of any evaluation of the internal financial controls over financial reporting to future periods are subject to the risk that the internal financial control over financial reporting may become inadequate because of changes in conditions, or that the degree of compliance with the policies or procedures may deteriorate.

Opinion

In our opinion, the Holding Company, its subsidiary companies and its associates which are companies incorporated in India, have, in all material respects, an adequate internal financial controls system over financial reporting and such internal financial controls over financial reporting were operating effectively as at March 31, 2020, based on the internal control over financial reporting criteria established by the Company considering the essential components of internal control stated in the Guidance Note on Audit of Internal Financial Controls Over Financial Reporting issued by the Institute of Chartered Accountants of India.

INDEPENDENT AUDITOR'S REPORT

Other matters

Our aforesaid reports under section 143(3)(i) of the Act on the adequacy and operating effectiveness of the internal financial controls over financial reporting insofar as it relates to 5 subsidiary companies (including 2 subsidiary companies audited by one of the joint auditor of the Holding Company) and 3 associate companies which are companies incorporated in India, is based on the corresponding reports of the respective auditors of such companies incorporated in India and Return audited by the branch auditor of the Holding Company's branch at Kothavalasa in Vizianagaram district, Andhra Pradesh.

Our opinion is not modified in respect of this matters with respect to our reliance on the work done and the reports of the other auditors.

For **LODHA & CO.**
Chartered Accountants
ICAI-FRN: 301051E

N.K. LODHA
Partner
Membership No. 085155
UDIN: 20085155AAAACB3568

Place: New Delhi
Dated: June 10, 2020

For **S.S. KOTHARI MEHTA & COMPANY**
Chartered Accountants
ICAI-FRN: 000756N

AMIT GOEL
Partner
Membership No. 500607
UDIN: 20500607AAAADJ2003

Place: New Delhi
Dated: June 10, 2020

Consolidated balance sheet as at 31 March 2020

(₹ in Crore)

	Note	As at 31 March 2020	As at 31 March 2019
ASSETS			
Non-current assets			
Property, plant and equipment	2	2,006.32	2,093.28
Capital work-in-progress		106.87	92.33
Goodwill (includes goodwill on consolidation)	3	86.25	86.25
Other intangible assets	3	15.77	10.69
Intangible assets under development		-	2.25
Investment in associates - equity method	4	646.57	621.69
Financial assets			
Investments	4	0.00	0.00
Loans	5	900.00	900.00
Other financial assets	6	34.16	32.69
Deferred tax assets (net)	7	0.09	2.02
Other non-current assets	8	31.41	11.53
Total non-current assets		**3,827.44**	**3,852.73**
Current assets			
Inventories	9	1,554.01	1,477.29
Financial assets			
Trade receivables	10	746.81	873.99
Cash and cash equivalents	11	19.60	18.62
Bank balances other than above	12	14.20	7.50
Other financial assets	6	241.88	118.36
Current tax assets (net)	13	0.81	4.95
Other current assets	8	179.12	141.60
Total current assets		**2,756.43**	**2,642.31**
Total Assets		**6,583.87**	**6,495.04**
EQUITY AND LIABILITIES			
EQUITY			
Equity share capital	14	47.19	47.19
Other equity	14A	2,223.82	1,805.59
Total equity		**2,271.01**	**1,852.78**
Non-controlling interest	**14A**	**24.84**	**47.49**

Consolidated balance sheet as at 31 March 2020

(₹ in Crore)

	Note	As at 31 March 2020	As at 31 March 2019
LIABILITIES			
Non-current liabilities			
Financial liabilities			
Borrowings	15	1,828.64	1,971.52
Other financial liabilities	16	18.23	-
Provisions	17	20.87	20.50
Deferred tax liabilities (net)	18	37.71	82.79
Total non-current liabilities		**1,905.45**	**2,074.81**
Current liabilities			
Financial liabilities			
Borrowings	19	218.53	205.55
Trade payables			
Total outstanding dues of micro enterprises and small enterprises	20	50.43	77.89
Total outstanding dues of creditors other than micro and small enterprises	20	1,383.86	1,500.05
Other financial liabilities	16	469.21	455.24
Other current liabilities	21	252.51	240.94
Provisions	17	3.07	2.75
Current tax liabilities (net)	22	4.96	37.54
Total current liabilities		**2,382.57**	**2,519.96**
Total Equity and Liabilities		**6,583.87**	**6,495.04**
Significant Accounting Policies	1		

The accompanying significant accounting policies and notes form an integral part of these financial statements.

In terms of our report of even date annexed hereto.

For **LODHA & CO.**
Chartered Accountants

(N.K. LODHA)
Partner
Membership No. 85155
FRN 301051E

For **S.S. KOTHARI MEHTA & COMPANY**
Chartered Accountants

(AMIT GOEL)
Partner
Membership No. 500607
FRN 000756N

For and on behalf of the Board of Directors :

ABHYUDAY JINDAL
Managing Director

JAGMOHAN SOOD
Whole Time Director

RAMNIK GUPTA
Chief Financial Officer

BHARTENDU HARIT
Company Secretary

PLACE : New Delhi
DATED : 10 June 2020

Consolidated statement of profit and loss for the year ended on 31 March 2020

(₹ in Crore)

	Note	For the year ended 31 March 2020	For the year ended 31 March 2019
INCOME			
Revenue from operations	23	9,379.00	10,288.86
Other income	24	132.86	102.11
Total Income		**9,511.86**	**10,390.97**
EXPENSES			
Cost of materials consumed	25	5,985.27	6,688.16
Purchases of stock in trade		248.36	193.45
Changes in inventories of finished goods, work in progress and stock in trade	26	51.60	(21.65)
Employee benefits expenses	27	235.21	215.47
Finance costs	28	322.77	367.12
Depreciation and amortization expense	29	294.58	289.29
Other expenses	30	1,923.39	2,174.69
Total Expenses		**9,061.18**	**9,906.53**
Profit before exceptional items and tax		**450.68**	**484.44**
Share of profit from associates - equity method		25.92	51.66
Exceptional items - gain/(loss)	33	20.09	33.71
Profit before tax		**496.69**	**569.81**
Tax expense			
Current tax		138.57	177.14
Deferred tax		(43.25)	(3.65)
Taxes in relation to earlier years		0.59	0.12
Net Profit for the year		**400.78**	**396.20**
Profit for the year attributable to:			
Owners of the parent		392.87	381.35
Non-controlling interest		7.91	14.85
		400.78	**396.20**
Other comprehensive income			
Items that will not be reclassified to profit or loss			
Re-measurement gains / (losses) on defined benefit plans		(1.40)	(1.50)
Income tax effect on above		0.35	0.52
Share of other comprehensive income from associates		14.70	(0.95)
Other comprehensive income for the year		**13.65**	**(1.93)**
Other comprehensive income for the year attributable to:			
Owners of the parent		13.69	(1.92)
Non-controlling interest		(0.04)	(0.01)
		13.65	**(1.93)**
Total comprehensive income for the year		**414.43**	**394.27**
Total comprehensive income for the year attributable to:			
Owners of the parent		406.56	379.43
Non-controlling interest		7.87	14.84
		414.43	**394.27**

Consolidated statement of profit and loss for the year ended on 31 March 2020

(₹ in Crore)

	Note	For the year ended 31 March 2020	For the year ended 31 March 2019
Earnings per share (in ₹)	46		
Basic		16.65	16.16
Diluted		16.65	16.16
Significant accounting policies	1		

The accompanying significant accounting policies and notes form an integral part of these financial statements.

In terms of our report of even date annexed hereto.

For **LODHA & CO.**
Chartered Accountants

(N.K. LODHA)
Partner
Membership No. 85155
FRN 301051E

For **S.S. KOTHARI MEHTA & COMPANY**
Chartered Accountants

(AMIT GOEL)
Partner
Membership No. 500607
FRN 000756N

For and on behalf of the Board of Directors :

ABHYUDAY JINDAL
Managing Director

JAGMOHAN SOOD
Whole Time Director

RAMNIK GUPTA
Chief Financial Officer

BHARTENDU HARIT
Company Secretary

PLACE : New Delhi
DATED : 10 June 2020

Statement of changes in equity for the year ended on 31 March 2020

EQUITY SHARE CAPITAL

(₹ in Crore)

As at 01 April 2018	Changes in equity share capital during 2018-19	As at 31 March 2019	Changes in equity share capital during 2019-20	As at 31 March 2020
47.19	-	47.19	-	47.19

OTHER EQUITY

(₹ in Crore)

	Surplus				Items of other comprehansive income	Total	Non-Controlling Interest
	Capital reserve	Securities premium	General Reserve	Retained earnings	Re-measurement of the net defined benefit plans (net of tax)		
Balance as at 01 April 2018	**0.05**	**562.94**	**-**	**864.07**	**0.32**	**1,427.38**	**31.46**
Profit for the year 2018-19	-	-	-	381.35	-	381.35	14.85
Re-measurements of the net defined benefit plans	-	-	-	-	(1.92)	(1.92)	(0.01)
Non controlling interests on acquistion of interest by subsidiary	-	-	-	(1.22)	-	(1.22)	1.19
Balance as at 31 March 2019	**0.05**	**562.94**	**-**	**1,244.20**	**(1.60)**	**1,805.59**	**47.49**
Profit for the year 2019-20	-	-	-	392.87	-	392.87	7.91
Other Comprehensive Income for the year 2019-20	-	-	-	-	13.69	13.69	(0.04)
Transition of non controlling interest of subsidiaries due to change in shareholding	0.04	2.64	6.34	18.42	(0.03)	27.42	(30.53)
Change in associate shareholding	-	-	-	(3.55)	(12.19)	(15.75)	-
Balance as at 31 March 2020	**0.09**	**565.58**	**6.34**	**1,651.94**	**(0.13)**	**2,223.82**	**24.84**

The accompanying significant accounting policies and notes form an integral part of these financial statements.

In terms of our report of even date annexed hereto.

For **LODHA & CO.**
Chartered Accountants

(N.K. LODHA)
Partner
Membership No. 85155
FRN 301051E

For **S.S. KOTHARI MEHTA & COMPANY**
Chartered Accountants

(AMIT GOEL)
Partner
Membership No. 500607
FRN 000756N

PLACE : New Delhi
DATED : 10 June 2020

For and on behalf of the Board of Directors :

ABHYUDAY JINDAL
Managing Director

JAGMOHAN SOOD
Whole Time Director

RAMNIK GUPTA
Chief Financial Officer

BHARTENDU HARIT
Company Secretary

Consolidated statement of cash flows for the year ended 31 March 2020

(₹ in Crore)

		For the year ended 31 March 2020	For the year ended 31 March 2019
A	**Cash flow from operating activities**		
	Profit before tax	**496.69**	**569.81**
	Adjustment for:		
	Depreciation and amortisation expenses	294.58	289.29
	Allowance for expected credit losses/bad debts (net)	5.81	15.29
	Effect of unrealised foreign exchange gain	(4.14)	(1.31)
	Mark to market of derivatives contract (gain)/loss	12.25	(3.72)
	Share of profit from associates-equity method	(25.92)	(51.66)
	Re-measurements of the net defined benefit Plans	13.30	(2.45)
	Finance costs	322.77	367.12
	Interest income	(99.73)	(93.68)
	Loss on sale/discard of property, plant & equipment (net)	0.97	1.69
	Operating profit before working capital changes	**1,016.58**	**1,090.38**
	Movement in working capital :		
	(Increase) / decrease in inventories	(76.71)	196.41
	(Increase) / decrease in trade receivables	136.81	(45.01)
	(Increase) / decrease in loans & advances and other assets	(81.32)	157.16
	Increase / (decrease) in liabilities and provisions	(118.46)	(88.55)
	Cash inflow from operating activities	**876.90**	**1,310.39**
	Income tax paid (net)	(167.15)	(180.25)
	Net cash inflow from operating activities	**709.75**	**1,130.14**
B.	**Cash flow from investing activities**		
	Bank deposits encashed/(made)	(6.70)	(0.37)
	Purchase of property,plant & equipment and intangible asset	(223.80)	(204.70)
	Sales proceeds of property, plant & equipment	7.62	8.36
	Interest received	17.63	15.88
	Net cash outflow from investing activities	**(205.25)**	**(180.83)**
C.	**Cash flow from financing activities**		
	Interest and finance charges paid	(309.05)	(369.74)
	Repayment of long term borrowings	(198.87)	(255.36)
	Repayment of short term borrowings (net)	13.09	(313.62)
	Buy back of share by subsidiary	(3.11)	-
	Payment of lease liability	(5.58)	-
	Net cash outflow from financing activities	**(503.52)**	**(938.72)**
	Net changes in cash & cash equivalents	**0.98**	**10.59**
	Cash & cash equivalents (closing balance) (refer note no.11)	19.60	18.62
	Cash & cash equivalents (opening balance)(refer note no.11)	18.62	8.03
	Net changes in cash & cash Equivalents	**0.98**	**10.59**

Consolidated statement of cash flows for the year ended 31 March 2020

Reconciliation of liabilities arising from financing activities

(₹ in Crore)

	For the year ended 31 March 2020		For the year ended 31 March 2019	
	Long term borrowing	**Short term borrowing***	**Long term borrowing**	**Short term borrowing***
Opening balance	**2,161.34**	**205.55**	**2,417.15**	**517.43**
Cash flows				
Repayment	(198.87)	13.09	(255.36)	(313.62)
Non cash				
Foreign exchange movement	-	(0.11)	-	1.74
Fair value changes	(0.42)	-	(0.45)	-
Closing balance	**1,962.05**	**218.53**	**2,161.34**	**205.55**

* Short term borrowings are presented on net basis

The accompanying significant accounting policies and notes form an integral part of these financial statements.

In terms of our report of even date annexed hereto.

For **LODHA & CO.**
Chartered Accountants

(N.K. LODHA)
Partner
Membership No. 85155
FRN 301051E

For **S.S. KOTHARI MEHTA & COMPANY**
Chartered Accountants

(AMIT GOEL)
Partner
Membership No. 500607
FRN 000756N

For and on behalf of the Board of Directors :

ABHYUDAY JINDAL
Managing Director

JAGMOHAN SOOD
Whole Time Director

RAMNIK GUPTA
Chief Financial Officer

BHARTENDU HARIT
Company Secretary

PLACE : New Delhi
DATED : 10 June 2020

Notes to the consolidated financial statements for the year ended 31 March 2020

NOTE NO – 1 BASIS OF CONSOLIDATION AND SIGNIFICANT ACCOUNTING POLICIES

1) General information

Jindal Stainless (Hisar) Limited ("the Company" or "the Parent Company") is a leading manufacturer /producer of stainless steel flat products in austenitic, ferritic, martensitic and duplex grades. The product range includes ferro alloys, stainless steel slabs and blooms, hot rolled coils, plates, cold rolled coils and specialty products such as razor blade steel, precision strips, coin blanks and long products.

The Parent and its subsidiaries (together referred as "the Group") are manufacturer of diverse range of steel products with its manufacturing facilities located in the state of Haryana, Andhra Pradesh, Tamil Nadu, Gujarat and Maharashtra in India.

2) Basis of preparation

The consolidated financial statements have been prepared complying in all material respects with the Indian Accounting Standards (IND AS) notified under section 133 of the Companies Act 2013, read with the Companies (Indian Accounting Standards) Rule 2015. The financial statements comply with IND AS notified by Ministry of Corporate Affairs (MCA). The Company has consistently applied the accounting policies used in the preparation of financial statement of all period presented.

The financial statements has been prepared considering all IND AS as notified and made applicable by MCA for reporting date i.e. 31 March 2020.

The preparation of the financial statements requires management to make estimates and assumptions. Actual results could vary from these estimates. The estimates and underlying assumptions are reviewed on an ongoing basis. Revisions to accounting estimates are recognized in the period in which the estimate is revised if the revision effects only that period or in the period of the revision and future periods if the revision affects both current and future years.

3) Changes in Significant accounting policies

Transition to Ind AS 116, Leases

Ministry of Corporate Affairs (MCA) through the Companies (Indian Accounting Standards) Amendment Rules, 2019 and the Companies (Indian Accounting Standards) Second Amendment Rules, 2019 has notified Ind AS 116 Leases which replaces the existing lease standard, Ind AS 17 Leases, and other pronouncement. The standard sets out the principles for the recognition, measurement, presentation and disclosure of leases and requires lessees to account for all leases under a single on-balance sheet model. Lessor accounting under Ind AS 116 is substantially unchanged in comparison with earlier under Ind AS 17. Lessors will continue to classify leases as either operating or finance lease using similar principles as in Ind AS 17. Therefore, Ind AS 116 did not have an impact for leases where the company is the lessor.

The Company has adopted Ind AS 116, Leases with effect from 01 April 2019 and it is detailed in note no 48.

Standards issued but yet not effective

Ministry of Corporate Affairs (MCA) notified new standard and amendments to the existing standards. There is no such notification, which would have been applicable from 01 April 2020.

4) Basis of consolidation of financial statements

i) The Company has prepared consolidated financial statements by consolidating its accounts with those of the followings as on 31 March 2020:

Name	Country of Incorporation	% Age Shareholding / Voting Power	
		31 March 2020	31 March 2019
Subsidiaries @			
Jindal Stainless Steelway Limited #	India	100.00%	81.91%
JSL Lifestyle Limited	India	78.70%	77.74%
JSL Logistics Limited	India	100.00%	100.00%
Green Delhi BQS Limited	India	95.09%	94.86%
JSL Media Limited	India	99.94%	99.94%
Associates*			
J.S.S. Steelitalia Limited	India	33.00%	33.00%
Jindal Stainless Limited	India	34.54%	35.12%
Jindal Stainless Corporate Management services Pvt Ltd.	India	50.00%	50.00%

@ The control in subsidiary is gained when the Company is exposed to, or has rights to variable returns from its involvement with the entity and the ability to affect those returns through its power over the entity.

Shareholding changed due to buyback of equity shares.

* An associate is entity over which the group has significant influence, i.e. the power to participate in the financial and operating policy decisions of the investee, but is not control or joint control over those policies.

ii) The financial statements of parent Company and its subsidiaries have been consolidated on line-by-line basis by adding together book value of like items of assets, liabilities, income and expenses after eliminating intra-group balances and intra- group transactions in accordance with Ind AS 110 "Consolidated Financial Statement".

iii) Non-controlling interest represents the equity in a subsidiary not attributable, directly or indirectly to a Parent. Non-controlling interest in the net assets of the subsidiaries being consolidated is identified and presented in the consolidated balance sheet separately from the equity attributable to the Parent's shareholders and liabilities. Profit or loss and each component of other comprehensive income are attributed to parent and to the non-controlling interest. Impact of any insignificant and immaterial non-controlling interest is not considered.

iv) In case of associates, where Company holds directly or indirectly through subsidiaries 20% or more equity or / and exercises significant influence, investments are accounted for by using equity method in accordance with Ind AS 28 "Investments in Associates and Joint Ventures".

v) Post-acquisition, the Company accounts for its share in the change in net assets of the associates, through its statement of profit and loss, other comprehensive income and through its reserves for the balance.

vi) The difference between the cost of investment and the share of net fair value of investees' assets and liabilities at the time of acquisition of shares in the associates is identified in the financial statements as goodwill or capital reserve as the case may be. However goodwill is not separately recognised but included in the value of investments.

vii) The difference between the cost of investment at the time of acquisition of shares in the subsidiaries and the share of net of the assets acquired and the liabilities assumed measured at their acquisition date fair values is identified in the financial statements as goodwill or capital reserve as the case may be.

viii) The accounting policies of the parent company, its subsidiaries and associates are largely similar.

ix) The deferred tax is recognised for temporary differences arising after elimination of profits and losses resulting from intragroup transactions.

x) Figures pertaining to the subsidiary companies have been reclassified wherever necessary to bring them in line with parent company's financial statements.

xi) Significant accounting policies of the financial statements of the company and its subsidiaries are set out in their respective Standalone Financial Statements.

5) Significant accounting policies

The significant accounting policies to prepare consolidated financial statements are in uniformity with the standalone financial statements of the Company. Following are the additional policies specifically considered for preparation of consolidated financial statements:

a) Business combination

Business combinations are accounted for using the acquisition method. The cost of acquisition is measured at the aggregate of the fair values at the date of exchange of assets given, liabilities incurred or assumed and equity instruments issued by the Company in exchange for control of the acquiree. The acquiree's identifiable assets, liabilities and contingent liabilities that meet the recognition criteria are stated at their fair values at the acquisition date except certain assets and liabilities required to be measured as per the applicable standard.

The interest of non-controlling shareholders in the acquiree is initially measured at the non-controlling shareholders' proportionate share of the acquiree's identifiable net assets.

b) Deferred tax

The Company does not recognise deferred tax liability with respect to undistributed retained earnings of subsidiaries as the Company controls the timing of distribution of profits and it is probable that the subsidiaries will not distribute the profits in the foreseeable future.

c) Goodwill

Goodwill arising on an acquisition of business is carried at cost as established at the date of acquisition of the business less accumulated impairment losses, if any.

For the purposes of impairment testing, goodwill is allocated to each of the Group's cash-generating units (or group of cash-generating units) that is expected to benefit from the synergies of the combination.

2. PROPERTY, PLANT AND EQUIPMENT

(₹ in Crore)

	Right to use of assets	Leasehold land	# Freehold land	# Buildings	Plant and equipment	Furniture and fixtures	Vehicles	Office equipment	Total
GROSS CARRYING AMOUNT									
As at 01 April 2018	**-**	**7.53**	**327.69**	**445.49**	**2,555.69**	**13.64**	**26.75**	**4.70**	**3,381.49**
Additions	-	1.03	3.59	13.81	165.51	0.32	5.87	1.00	191.13
Disposal/adjustments	-	-	-	-	35.41	2.24	0.33	0.06	38.04
As at 31 March 2019	**-**	**8.56**	**331.28**	**459.30**	**2,685.79**	**11.72**	**32.29**	**5.64**	**3,534.58**
Additions	29.76	-	-	16.72	154.65	5.25	4.61	1.42	212.41
Disposal/adjustments	-	-	-	-	30.00	0.02	0.07	0.11	30.20
As at 31 March 2020	**29.76**	**8.56**	**331.28**	**476.02**	**2,810.44**	**16.94**	**36.83**	**6.95**	**3,716.79**
ACCUMULATED DEPRECIATION									
As at 01 April 2018	**-**	**1.33**	**-**	**113.05**	**1,045.09**	**6.91**	**13.35**	**2.51**	**1,182.24**
Charge for the year	-	0.54	-	26.12	256.16	1.06	2.78	0.38	287.04
Relating to Disposal/adjustments	-	-	-	-	26.43	1.20	0.30	0.05	27.98
As at 31 March 2019	**-**	**1.87**	**-**	**139.17**	**1,274.82**	**6.77**	**15.83**	**2.84**	**1,441.30**
Charge for the year	6.51	0.03	-	26.23	251.48	2.87	3.22	0.46	290.80
Relating to Disposal/adjustments	-	-	-	-	21.58	0.02	0.00	0.03	21.63
As at 31 March 2020	**6.51**	**1.90**	**-**	**165.40**	**1,504.72**	**9.62**	**19.05**	**3.26**	**1,710.47**
NET CARRYING AMOUNT									
As at 31 March 2019	**-**	**6.69**	**331.28**	**320.13**	**1,410.97**	**4.95**	**16.46**	**2.80**	**2,093.28**
As at 31 March 2020	**23.25**	**6.66**	**331.28**	**310.62**	**1,305.72**	**7.32**	**17.78**	**3.69**	**2,006.32**

Notes

#The Company has legally valid, clear & marketable title over the freehold land & buildings amounting ₹ 318.12 crore and ₹ 3.24 crore respectively, vested in the company pursuant to the composite scheme of arrangement. Mutation of whole land at Hisar (other than 97 kanal of land amounting to ₹ 9.98 Crore) has been recorded by Land Revenue Department in the name of the Company.

3. GOODWILL AND INTANGIBLE ASSETS

(₹ in Crore)

	Goodwill	* Software	Bus Q Shelter Concession Rights	Total
GROSS CARRYING AMOUNT				
As at 01 April 2018	**86.25**	**8.96**	**50.26**	**145.47**
Additions	-	8.48	-	8.48
Disposals/adjustments	-	-	-	-
As at 31 March 2019	**86.25**	**17.44**	**50.26**	**153.95**
Additions	-	8.86	-	8.86
Disposals/adjustments	-	-	-	-
As at 31 March 2020	**86.25**	**26.30**	**50.26**	**162.81**
ACCUMULATED AMORTIZATION				
As at 01 April 2018	**-**	**4.50**	**50.26**	**54.76**
Charge for the year	-	2.25	-	2.25
Relating to disposals/adjustments	-	-	-	-
As at 31 March 2019	**-**	**6.75**	**50.26**	**57.01**
Charge for the year	-	3.78	-	3.78
Relating to disposals/adjustments	-	-	-	-
As at 31 March 2020	**-**	**10.53**	**50.26**	**60.79**
NET CARRYING AMOUNT				
As at 31 March, 2019	**86.25**	**10.69**	**-**	**96.94**
As at 31 March, 2020	**86.25**	**15.77**	**-**	**102.02**

* Amortised upto 5 Years

4. INVESTMENTS

(₹ in Crore)

		As at 31 March 2020			As at 31 March 2019		
		Nos.	Face Value (₹)	Amount	Nos.	Face Value (₹)	Amount
	NON - CURRENT INVESTMENTS AT COST LESS PROVISION						
A	**Equity shares fully paid up of associate company-quoted**						
	Jindal Stainless Limited #	168,284,309	2	366.19	168,284,309	2	366.19
	Share in profit from associate-equity method			276.33			252.71
	TOTAL (A)			**642.52**			**618.90**
B	**Equity shares fully paid up of associate company-unquoted**						
	Jindal Stainless Corporate Management Services Pvt. Ltd.	5,000	10	0.01	5,000	10	0.01
	Share in profit from associate-equity method			4.04			2.78
	J.S.S. Steelitalia Limited	7,713,190	10	7.71	7,713,190	10	7.71
	Share in (loss) from associate-equity method $			(7.71)			(7.71)
	TOTAL (B)			**4.05**			**2.79**
C	**Govt./Semi Govt. securities - non trade at fair value**						
	National Savings Certificate [₹ 1,500 (₹ 1,500)]*			0.00			0.00
	TOTAL (C)			**0.00**			**0.00**
	TOTAL - NON CURRENT INVESTMENT (A+B+C)			**646.57**			**621.69**
	Aggregate amount of quoted investments			642.52			618.90
	Aggregate market value of quoted investments			405.57			682.39
	Aggregate amount of unquoted investments			4.05			2.79

\# Pledge of 7,84,15,662 (7,84,15,662) shares in favour of lenders of Jindal Stainless Limited. (Read with Note no 34(iv))

* Lodged with Government Authorities as security.

$ As per Para 38 of Ind AS-28"Investments in associates" investor will recognise share of loss in associate upto its interest in associate,accordingly loss of ₹ 5.35 crore (₹ 5.19 crore) not recognised till 31 March,2020.

(₹ in Crore)

		As at 31 March 2020	As at 31 March 2019
5	**NON CURRENT LOAN** (Unsecured, considered good unless otherwise stated) (refer note no.42)		
	Loans to related parties*	900.00	900.00
	TOTAL - NON CURRENT LOANS	**900.00**	**900.00**

* carries interest rate @ 10% p.a.

(₹ in Crore)

		Non Current		Current	
		As at 31 March 2020	As at 31 March 2019	As at 31 March 2020	As at 31 March 2019
6	**OTHER FINANCIAL ASSETS**				
	Security deposits [Net of provision of ₹ 0.54 crore (₹ 0.54 crore)]	33.91	32.44	2.95	1.84
	Interest receivable $	-	-	164.18	82.08
	Other receivable #	-	-	74.75	33.27
	Derivative assets	-	-	-	1.17
	Bank deposits with remaining maturity of more than 12 Months*	0.25	0.25	-	-
	TOTAL - OTHER FINANCIAL ASSETS	**34.16**	**32.69**	**241.88**	**118.36**

$ includes ₹ 162.00 crore (₹ 81.00 crore) receivable from Jindal Stainless Limited.(refer note no.42)
# Includes export incentives etc.
* under lien with banks/govt. authorities

(₹ in Crore)

		As at 31 March 2020	As at 31 March 2019
7	**DEFERRED TAX ASSET (NET)**		
(a)	**DEFERRED TAX LIABILITY**		
	Difference between book & tax depreciable assets	4.14	3.93
	Total deferred tax liability	**4.14**	**3.93**
(b)	**DEFERRED TAX ASSETS**		
	Disallowance under income tax act	0.90	0.80
	Brought forward loss/unabsorbed depreciation	-	0.17
	Total deferred tax assets	**0.90**	**0.97**
	MAT CREDIT ENTITLEMENT	**3.33**	**4.98**
	DEFERRED TAX ASSET (NET)	**0.09**	**2.02**

(₹ in Crore)

		Non Current		Current	
		As at 31 March 2020	As at 31 March 2019	As at 31 March 2020	As at 31 March 2019
8	**OTHER ASSETS**				
	Capital advances	30.45	11.51	-	-
	Advance to vendors	-	-	43.32	26.28
	Advance to employees	-	-	0.31	0.28
	Balances with indirect tax authorities	-	-	122.66	101.58
	Unbilled revenue	-	-	0.24	1.49
	Other receivables *	0.96	0.02	12.59	11.97
	TOTAL OTHER ASSETS	**31.41**	**11.53**	**179.12**	**141.60**

* includes prepaid expenses,etc

(₹ in Crore)

		As at 31 March 2020	As at 31 March 2019
9	**INVENTORIES** (As taken by the management) (valued at lower of cost and net realizable value unless otherwise stated)		
	Raw materials [Including material in Transit ₹ 174.71 crore (₹ 204.96 crore)]	533.98	394.40
	Work in progress	437.26	521.08
	Finished goods	462.30	433.76
	Stock in trade	3.18	-
	Store and spares [Including material in Transit ₹ 17.90 crore (₹ 11.60 crore)]	106.06	117.32
	Scrap (at estimated realizable value)	11.23	10.73
	TOTAL - INVENTORIES	**1,554.01**	**1,477.29**

(₹ in Crore)

		As at 31 March 2020	As at 31 March 2019
10	**TRADE RECEIVABLES**		
	Unsecured		
	Considered good*	746.81	873.99
	Credit impaired	42.75	42.58
	Less : Allowance for expected credit losses	(42.75)	(42.58)
	TOTAL - TRADE RECEIVABLES	**746.81**	**873.99**

*The above includes trade receivables of ₹ 55.88 crore (₹ 15.45 crore) due for more than 180 days.

(₹ in Crore)

		As at 31 March 2020	As at 31 March 2019
11	**CASH AND CASH EQUIVALENTS**		
	Balances with banks	6.63	7.92
	Bank Deposits with original maturity of less than three months *	0.23	-
	Cheques in hand/money in transit	12.61	10.59
	Cash in hand	0.13	0.11
	Puja and silver coins [₹ 17,964 (₹ 16,208)]	0.00	0.00
	TOTAL - CASH AND CASH EQUIVALENTS	**19.60**	**18.62**

* under lien with Banks / Govt authorities

(₹ in Crore)

		As at 31 March 2020	As at 31 March 2019
12	**OTHER BANK BALANCES**		
	Bank Deposits with original maturity of more than three months but less than 12 months *	14.20	7.50
	TOTAL OTHER BANKS BALANCES	**14.20**	**7.50**

* under lien with Banks / Govt authorities

(₹ in Crore)

		As at 31 March 2020	As at 31 March 2019
13	**CURRENT TAX ASSETS (NET)**		
	Current tax assets [Net of provision of ₹ 44.77 Crore(₹ 33.79 Crore)]	0.81	4.95
	TOTAL - CURRENT TAX ASSETS (NET)	**0.81**	**4.95**

(₹ in Crore)

		As at 31 March 2020	As at 31 March 2019
14	**SHARE CAPITAL**		
	AUTHORISED		
	240,000,000 (240,000,000) equity shares of ₹ 2/- each	48.00	48.00
	10,000,000 (10,000,000) preference shares of ₹ 2/- each	2.00	2.00
		50.00	**50.00**
	ISSUED, SUBSCRIBED AND PAID UP		
	235,934,685 (235,934,685) equity shares of ₹ 2/- each	47.19	47.19
	TOTAL - SHARE CAPITAL	**47.19**	**47.19**

(a) RECONCILIATION OF THE NUMBER OF EQUITY SHARES OUTSTANDING AT THE BEGINNING AND AT THE END OF THE REPORTING YEAR

		31 March 2020 No. of shares	31 March 2019 No. of Shares
	Shares outstanding at the beginning of the year	235,934,685	235,934,685
	Shares outstanding at the end of the year	235,934,685	235,934,685

(b) TERMS/RIGHTS ATTACHED TO EQUITY SHARES

The company has only one class of equity shares having a par value of ₹ 2/- per share. Each shareholder is eligible for one vote per equity share held [other than the shares represented by Regulation S Global Depositary Shares (the "GDSs") issued by the Company whose voting rights are subject to certain conditions and procedure as prescribed under the Regulation S Deposit Agreement]. The company declares and pays dividends in Indian rupees. The dividend proposed, if any, by the Board of Directors is subject to the approval of the shareholders in the ensuing Annual General Meeting and also has equal right in distribution of Profit/Surplus in proportions to the number of equity shares held by the shareholders.

As on 31 March 2020, 7,552,167 GDSs (7,552,167 GDSs) with 15,104,334 underlying equity shares (15,104,334 equity shares) were outstanding. Each GDS represents 2 underlying equity shares of the Company.

(c) EQUITY SHARES IN THE COMPANY HELD BY EACH SHAREHOLDER HOLDING MORE THAN 5% SHARES ARE AS UNDER :

	NAME OF THE SHAREHOLDER	As at 31 March 2020		As at 31 March 2019	
		No. of shares	% holding	No. of shares	% holding
	JSL Overseas Holding Limited	3,02,00,000	12.80%	3,02,00,000	12.80%
	JSL Overseas Limited	2,65,60,440	11.26%	2,65,60,440	11.26%
	ELM Park Fund Limited	1,94,32,160	8.24%	1,94,32,160	8.24%
	Hypnos Fund Limited	1,25,87,711	5.34%	1,25,87,711	5.34%

Note: JSL Overseas Holding Limited also hold 71,17,492 GDS representing 1,42,34,984 underlying equity shares of ₹ 2/- each.

(d) No bonus, buy back, issue of share other than in cash in last 5 years.

(₹ in Crore)

		Surplus				Items of other comprehensive income	Total	Non-Controlling Interest
		Capital reserve	Securities premium	General Reserve	Retained earnings	Re-measurement of the net defined benefit plans (net of tax)		
14A	**OTHER EQUITY**							
	Balance as at 01 April 2018	**0.05**	**562.94**	**-**	**864.07**	**0.32**	**1,427.38**	**31.46**
	Profit for the year 2018-19	-	-		381.35	-	381.35	14.85
	Re-measurements of the net defined benefit plans	-	-		-	(1.92)	(1.92)	(0.01)
	Non controlling interests on acquistion of interest by subsidiary	-	-		(1.22)	-	(1.22)	1.19
	Balance as at 31 March 2019	**0.05**	**562.94**	**-**	**1,244.20**	**(1.60)**	**1,805.59**	**47.49**
	Profit for the year 2019-20	-	-		392.87	-	392.87	7.91
	Other Comprehensive Income for the year 2019-20	-	-		-	13.69	13.69	(0.04)
	Transition of non controlling interest of subsidiaries due to change in shareholding	0.04	2.64	6.34	18.42	(0.03)	27.42	(30.53)
	Change in associate shareholding	-	-	-	(3.55)	(12.19)	(15.75)	-
	Balance as at 31 March 2020	**0.09**	**565.58**	**6.34**	**1,651.94**	**(0.13)**	**2,223.82**	**24.84**

Nature of Reserves

Capital Reserve :- Represents on cancellation of share capital in terms of composite scheme of arrangement.

Securities Premium :- Represents the amount received in excess of par value of securities. Premium on redemption of securities is accounted in security premium available. Where security premium is not available, premium on redemption of securities is accounted in statement of profit and loss. Section 52 of Companies Act, 2013 specify restriction and utilisation of security premium .

Other Comprehensive Income Reserve :- Represents the balance in equity for items to be accounted in other comprehensive income. OCI is classified into i). Items that will not be reclassified to profit and loss ii). Items that will be reclassified to profit and loss.

General reserve :- Represents the statutory reserve in accordance with Indian Corporate law wherein a portion of profit is apportioned to general reserve. Under Companies Act, 1956 it was mandatory to transfer amount before a company can declare dividend. However, under Companies Act, 2013 transfer of any amount to General reserve is at the discretion of the Company.

(₹ in Crore)

		Non Current		Current	
		As at 31 March 2020	As at 31 March 2019	As at 31 March 2020	As at 31 March 2019
15	**LONG-TERM BORROWINGS**				
	SECURED				
(a)	Rupee term loans from banks	1,799.03	1,929.16	130.00	180.16
(b)	Working capital term loans from financial institutions	2.57	14.98	3.36	9.60
(c)	Car loans from banks	0.03	0.08	0.05	0.06
	TOTAL - SECURED	**1,801.63**	**1,944.22**	**133.41**	**189.82**
	UNSECURED				
(d)	Loan from other parties	27.01	27.30	-	-
	TOTAL - UNSECURED	**27.01**	**27.30**	**-**	**-**
	Less : Amount disclosed under the head other current financial liabilities	-	-	133.41	189.82
	TOTAL - LONG TERM BORROWINGS	**1,828.64**	**1,971.52**	**-**	**-**

Secured Borrowings

(a) The term loan facility from banks amounting to ₹ 1,929.03 Crore (₹ 2,109.32 Crore) are repayable in quarterly instalments. Pursuant to regulatory measures as announced by Reserve Bank of India on account of COVID-19 pandemic, vide their circulars dated March 27, 2020 & May 23, 2020, the instalments are now payable as under :

₹ 130.00 Crore during 2020-21 (two instalments of ₹ 65.00 Crore each), ₹ 273.00 Crore during 2021-22 (two instalments of ₹ 65.00 Crore each and two instalments of ₹ 71.50 Crore each), ₹ 286.00 Crore during 2022-23 to 2026-27 (instalments of ₹ 71.50 Crore each) and balance amount of ₹ 97.75 Crore in 2027-28.

The term loan facility is secured by first pari-passu charge by way of mortgage of Company's immovable properties and hypothecation of moveable fixed assets both present & future and second pari-passu charge by way of hypothecation and/or pledge of current assets including finished goods, raw materials, work-in-progress, consumable stores and spares, book debts, bills receivable, etc both present and future. The stated term loan facility are further secured by a first ranking pari-passu charge by way of hypothecation or assignment in relation to loans and advances advanced by the Company to JSL. (read with note no. 34)

Rupee term loan facility has been sanctioned at floating rate of interest linked with SBI base rate plus applicable spread of 165 bps. The lenders also have an option to link their effective rate of interest with their own bank's base rate/ MCLR and adjust the spread accordingly.

(b) In case of Jindal Stainless Steelway Limited, Working Capital Term Loan Facility are secured by way of First pari-passu charge on the existing fixed assets of the company (both present and future) and Second pari-passu charge on the current assets of the company (both present and future).The loan is repayable by January,2022 in 22 installments and carries interest @11.1% p.a.

(c) In case of Jindal Stainless Steelway Limited,Vehicle loan is secured by way of hyothecation of vehicles purchased there under and payable for the terms of the agreement.The loan is repayable in 36 EMI till September 2021 and carries interest @ 9.20% p.a.

Unsecured Borrowings

(d) In case of Green Delhi BQS Limited and JSL Lifestyle Limited,unsecured loan shall be repayable by the end of March 2025.

(₹ in Crore)

		Non Current		Current	
		As at 31 March 2020	As at 31 March 2019	As at 31 March 2020	As at 31 March 2019
16	**OTHER FINANCIAL LIABILITIES**				
	Lease Liability	18.23	-	5.96	-
	Current maturities of non-current borrowings	-	-	133.41	189.82
	Interest accrued	-	-	18.37	4.22
	Capital payables	-	-	38.72	39.75
	Derivative liabilities	-	-	11.08	-
	Security deposits	-	-	3.02	3.96
	Due to employees	-	-	17.16	15.21
	Other outstanding financial liabilities*	-	-	241.49	202.28
	TOTAL FINANCIAL LIABILITIES	**18.23**	**-**	**469.21**	**455.24**

* Includes provision for expenses

(₹ in Crore)

		Non Current		Current	
		As at 31 March 2020	As at 31 March 2019	As at 31 March 2020	As at 31 March 2019
17	**PROVISIONS**				
	For employee benefits	20.87	20.50	3.07	2.75
	TOTAL - PROVISIONS	**20.87**	**20.50**	**3.07**	**2.75**

(₹ in Crore)

		As at 31 March 2020	As at 31 March 2019
18	**DEFERRED TAX LIABILITY (NET)**		
(a)	**DEFERRED TAX LIABILITY**		
	Difference between book & tax depreciable assets	67.81	112.56
	Other temporary differences	2.90	4.89
	Total deferred tax liability	**70.71**	**117.45**
(b)	**DEFERRED TAX ASSETS**		
	Disallowance under income tax act	32.99	34.65
	Total deferred tax assets	**32.99**	**34.65**
	MAT CREDIT ENTITLEMENT	**0.01**	**0.01**
	DEFERRED TAX LIABILITY (NET)	**37.71**	**82.79**

(₹ in Crore)

		As at 31 March 2020	As at 31 March 2019
19	**CURRENT BORROWINGS**		
	SECURED		
	Working capital facilities from banks	196.01	181.82
	TOTAL - SECURED	**196.01**	**181.82**
	UNSECURED		
	Loan from other parties	22.52	23.73
	TOTAL - UNSECURED	**22.52**	**23.73**
	TOTAL -CURRENT BORROWINGS	**218.53**	**205.55**

Secured Borrowings

Working capital facilities are secured by first pari-passu charge by way of hypothecation and/or pledge of current assets including finished goods, raw material, work in progress, consumable stores and spares, book debts, bill receivable, etc both present and future and by way of second charge in respect of other moveable and immoveable properties, both present and future, of the Company. Working capital facility is repayable on demand. (read with Note no. 34)

(₹ in Crore)

		As at 31 March 2020	As at 31 March 2019
20	**TRADE PAYABLES**		
	Micro and small enterprises	50.43	77.89
	Trade payables (including acceptances)(other than micro and small enterprises)	1,383.86	1,500.05
	TOTAL TRADE PAYABLES	**1,434.29**	**1,577.94**

Based on the intimation received from supplier regarding their status under the Micro, Small and Medium Enterprises Development Act, 2006, the required disclosure is given below * :

(₹ in Crore)

		As at 31 March 2020	As at 31 March 2019
	Principal amount due outstanding	50.91	78.70
	Interest due on above due outstanding and unpaid	-	-
	Interest paid to the supplier	-	-
	Payments made to the supplier beyond the appointed day during the year	-	-
	Interest due and payable for the year of delay	-	-
	Interest accrued and remaining unpaid	-	-
	Amount of further interest remaining due and payable in succeeding year	-	-

* to the extent information available with the company.

(₹ in Crore)

		As at 31 March 2020	As at 31 March 2019
21	**OTHER CURRENT LIABILITIES**		
	Advance from customers	45.08	32.85
	Other outstanding liabilities *	207.43	208.09
	TOTAL - OTHER CURRENT LIABILITIES	**252.51**	**240.94**

* Includes statutory dues ,arbitration liability etc.

(₹ in Crore)

		As at 31 March 2020	As at 31 March 2019
22	**CURRENT TAX LIABILITIES (NET)**		
	Current tax liabilities [Net of prepaid tax ₹ 453.67 Crore (₹ 355.52 crore)]	4.96	37.54
	TOTAL - CURRENT TAX LIABILITIES (NET)	**4.96**	**37.54**

(₹ in Crore)

		For the year ended 31 March 2020	For the year ended 31 March 2019
23	**REVENUE FROM OPERATIONS**		
	SALE OF PRODUCTS		
	Manufactured goods	8,881.24	9,925.77
	Stock in trade	192.42	140.74
	Export benefits	38.98	48.33
		9,112.64	**10,114.84**
	SALE OF SERVICES		
	Job charges received	66.49	114.46
		66.49	**114.46**
	OTHER OPERATING REVENUE		
	Sale of gases / slag	17.49	18.15
	Sale of scrap	156.52	17.78
	Provision for doubtful debts/advances reversed	0.43	7.76
	Miscellaneous income	25.43	15.87
		199.87	**59.56**
	TOTAL - REVENUE FROM OPERATIONS	**9,379.00**	**10,288.86**

(₹ in Crore)

		For the year ended 31 March 2020	For the year ended 31 March 2019
24	**OTHER INCOME**		
	INTEREST INCOME ON		
	Loan & advances	97.01	92.36
	Trade receivables	2.72	1.32
		99.73	**93.68**
	OTHER NON-OPERATING INCOME (NET)	33.13	8.43
	TOTAL - OTHER INCOME	**132.86**	**102.11**

(₹ in Crore)

		For the year ended 31 March 2020	For the year ended 31 March 2019
25	**COST OF MATERIAL CONSUMED**		
	Raw material consumed	5,985.27	6,688.16
	TOTAL - COST OF MATERIAL CONSUMED	**5,985.27**	**6,688.16**

(₹ in Crore)

		For the year ended 31 March 2020	For the year ended 31 March 2019
26	**CHANGES IN INVENTORIES OF FINISHED GOODS, WORK IN PROGRESS AND STOCK IN TRADE**		
	OPENING STOCK		
	Finished goods	433.76	413.06
	Work in progress	521.08	516.21
	Scrap	10.73	14.65
	TOTAL OPENING STOCK	**965.57**	**943.92**
	CLOSING STOCK		
	Finished goods	462.30	433.76
	Work in progress	437.26	521.08
	Scrap	11.23	10.73
	Stock in trade	3.18	-
	TOTAL CLOSING STOCK	**913.97**	**965.57**
	TOTAL - CHANGES IN INVENTORIES	**51.60**	**(21.65)**

(₹ in Crore)

		For the year ended 31 March 2020	For the year ended 31 March 2019
27	**EMPLOYEE BENEFITS EXPENSES**		
	Salaries, wages, bonus and other benefits	213.44	195.62
	Contribution to provident and other funds	11.42	10.16
	Staff welfare expenses	10.35	9.69
	TOTAL - EMPLOYEE BENEFITS EXPENSES	**235.21**	**215.47**

(₹ in Crore)

		For the year ended 31 March 2020	For the year ended 31 March 2019
28	**FINANCE COSTS**		
	Interest expenses	289.25	346.99
	Other borrowing costs	33.52	20.13
	TOTAL - FINANCE COSTS	**322.77**	**367.12**

(₹ in Crore)

		For the year ended 31 March 2020	For the year ended 31 March 2019
29	**DEPRECIATION AND AMORTIZATION EXPENSES**		
	Depreciation on property, plant and equipment	290.80	287.04
	Amortization of intangible assets	3.78	2.25
	TOTAL - DEPRECIATION AND AMORTIZATION EXPENSES	**294.58**	**289.29**

(₹ in Crore)

		For the year ended 31 March 2020	For the year ended 31 March 2019
30	**OTHER EXPENSES**		
	MANUFACTURING EXPENSES		
	Consumption of stores and spares	544.64	660.11
	Power and fuel	768.46	888.38
	Labour processing & transportation charges	186.84	163.15
	Repairs to buildings	4.07	4.64
	Repairs to plant & machinery	29.74	27.63
	Job work expenses	70.33	104.47
	Other manufacturing expenses	18.41	38.87
		1,622.49	**1,887.25**
	ADMINISTRATIVE EXPENSES		
	Insurance	12.11	7.82
	Rent	4.84	8.74
	Rates and taxes	2.52	0.99
	Legal and professional	69.17	73.28
	Postage, telegram, telex and telephone	3.17	3.55
	Printing & stationary	3.33	3.93
	Travelling & conveyance	8.08	9.03
	Managerial commission	11.22	11.45
	Director's meeting fees	0.30	0.33
	Vehicle upkeep and maintenance	7.52	7.39
	Auditor's remuneration	0.68	0.57
	Donation	0.19	0.18
	Loss (net) on sale/discard of property, plant and equipment	0.97	1.69
	Miscellaneous expenses	24.06	18.27
		148.16	**147.22**
	SELLING EXPENSES		
	Freight & forwarding expenses	108.71	87.82
	Commission on sales	19.23	20.05
	Other selling expenses	5.97	5.68
	Allowance for expected credit losses	5.22	1.74
	Bad debts (net of recovery)	5.64	18.09
	Advertisement & publicity	7.97	6.84
		152.74	**140.22**
	TOTAL OTHER EXPENSES	**1,923.39**	**2,174.69**
	NET LOSS ON SALE/DISPOSAL OF PROPERTY, PLANT AND EQUIPMENT INCLUDES :		
	Gain on sale	-	(0.06)
	Loss on sale	0.79	1.29
	Loss on discard	0.18	0.46
		0.97	**1.69**

31.

(₹ in Crore)

			As at 31 March 2020	As at 31 March 2019
A	**Contingent liabilities not provided for in respect of :**			
	i)	Sale tax demands against which Company preferred appeals.	0.53	0.32
	ii)	Excise duty/custom/service tax/Cess/ show cause notices/ demands against which Company has preferred appeals.	152.22	116.03
	iii)	Claims and other liabilities against the Company not acknowledged as debt.	63.24	45.24
	iv)	Income tax demands against which company has preferred appeals.	5.60	0.09
B	Guarantee given to custom authorities for import under EPCG Scheme {Custom duty saved as on 31 March 2020 ₹ 26.88 crore(₹ 20.50 crore)}		118.34	77.98
C	Corporate guarantee given to banks against credit facilities / financial assistance availed by Jindal Stainless Limited.		4,841.62	4,819.79

Note: Contingent Liability in respect of Associate (Refer note no. 49)

32. Estimated amount of contracts remaining to be executed on capital account and not provided for (net of advances) is ₹ 149.16 Crore (₹ 120.20 Crore).

33. Exceptional items includes gain/ (loss) (net) of ₹ 27.64 Crore (₹ 27.76 Crore) on translation/settlement of foreign currency monetary items (including borrowing), gain / (loss) of ₹ (12.25) Crore (₹ 3.72 Crore) upon marked to market of derivatives contracts (net), gain/(loss) of ₹ 4.70 Crore (₹ 2.23 Crore) on forward cover cancelation.

34. The term loan facility and working capital facility of the Company are also be secured by the following additional securities:

(i) Unconditional & irrevocable personal guarantee of Mr. Ratan Jindal;

(ii) Unconditional & irrevocable corporate guarantee of Jindal Stainless Limited (JSL);

(iii) Pledge of 87.7% of Promoter's shareholding, as determined on the basis of the filings of the Borrower with the Securities Exchange Board of India (SEBI);

(iv) Pledge of 8,98,68,647 shares of JSL (out of 16,82,84,309 shares) held by the Company in favour of lenders of the Company. Balance 7,84,15,662 no. shares have been pledged in favour of Lenders of JSL;

(v) Pledge over investments of the Company in subsidiaries as listed below:

- JSL Lifestyle Limited; and
- JSL Logistics Limited

35. a) Due to outbreak of COVID-19 which has been declared as a Pandemic by World Health Organization and subsequent lock down ordered by the Central and State Government(s) in India, the manufacturing facilities of the Company remained suspended from 25 March 2020 till 6 May 2020. The Company in compliance with the necessary instructions/guidelines, resumed its operations on 7 May 2020 in a phased manner, while ensuring health and safety of all the stakeholders. The Company is gradually ramping up its operations depending upon the market conditions.

This situation has disturbed the economic activity through interruption in manufacturing process, disruption in supply chain, etc. The management has exercised due care in concluding significant accounting, judgements and estimates after taking into account possible impact of internal and external factors known to the management upto the date of these financial statements, to assess and finalise their carrying amount of assets and liabilities. Accordingly, as on date no material impact is anticipated in these financial statements. Further, the Company believes that this Pandemic may not have significant adverse impact on the long term operations and performance of the Company.

b) Certain balances of trade receivable and trade payable are in process of confirmation and/or reconciliation. In the opinion of the management, on confirmation / reconciliation, there will not be any material impact.

36. The Company had challenged the legality of LADT Act / Entry Tax Act in the state of Haryana before the Hon'ble Punjab and Haryana High Court / Supreme Court of India. Subsequently, on the SLP of the Haryana Government, Constitutional Bench of the Hon'ble Supreme Court vide its judgement dated 11 November 2016 held the applicability of entry tax valid on compensatory ground and directed its Divisional/ Regular Bench for examining the provisions of the state legislation on the issue of discrimination with respect to the parameters of Article 304 (a) of the Constitution and competence of state legislatures to levy entry tax on goods entering the landmass of India from another country. The division bench of Hon'ble Supreme Court vide its order dated 21 March 2017 (declared on 20 May 2017) remanded back the matter and permitted the petitioners to file petition before respective High Court to decide on factual background or any other constitutional/ statutory issues arises for consideration. The company accordingly filed Civil Writ Petition before Hon'ble High Court of Punjab & Haryana on 30 May 2017. The Hon'ble High Court granted interim relief by order for stay of demand on 31 May 2017 till any further direction.

In the meanwhile, the division bench of Hon'ble Supreme Court of India vide its order dated 09 October 2017 has upheld the legislative competence of the State Legislatures to levy Entry Tax on Import of goods from any territory outside India while examining the Entry Tax legislations of the State of Odisha, Kerala and Bihar.

The Company has made necessary provisions in this regard based on own assessment and calculation.

In view of above Interest/ penalty if any, will be accounted for as and when this is finally determined/ decided by the Hon'ble Court.

37. Green Delhi BQS Limited (GDBQS)had entered into a Concessionaire Agreement ("Agreement") with DTC in 2007 on Build, Operate and Transfer basis of Bus Queue Shelters across identified locations in Delhi("Sites"). Subsequently, there was dispute between the GDBQS and DTC over the non-handover of certain Sites. Thereafter, the Agreement was unilaterally terminated by the DTC in 2011. GDBQS then approached the Delhi High Court for resolution of dispute. The Hon'ble Court directed that the matter be resolved by arbitration as per the Agreement. The matter was then referred to a panel of three arbitrators who by a unanimous award dated July 1, 2019 ("Arbitration award") held that DTC had committed first breach of the Agreement by not handing over the Sites to GDBQS. The Arbitration award, after considering the claim and counterclaim of the parties directed DTC to pay an amount of ₹ 16.51 Crore to GDBQS within 6 weeks of the Arbitration award. However DTC filed an appeal against the Arbitration award before the Delhi High Court and prayed for grant of stay on the enforceability of the same. The High Court vide its order dated December 16, 2019, granted the stay subject to the condition that DTC deposits ₹ 16.51 crore in the Registry of the Court within a period of 8 weeks from the date of the order. The matter is pending before the Delhi High Court for further proceedings.

38. Green Delhi BQS Limited has taken unsecured loan from certain companies, aggregating to ₹ 70,92,51,917/- outstanding as on March 31, 2020. GDBQS is not able to service interest liability due to insufficient cash flow/-ve net worth of the Company. GDBQS has negotiated said Companies for waiver of interest liability with an assurance to pay the principal liability after the outcome of the Arbitration Proceedings, which is likely to be decided during the next financial year.

39. Financial Risk Management

39.1 Financial risk factors

The Group's principal financial liabilities, other than derivatives, comprise borrowings, trade and other payables, and financial guarantee contracts. The main purpose of these financial liabilities is to manage finances for the Group's operations. The Group has loan, Investment, trade receivables, other receivables, cash and short-term deposits that arise directly from its operations. The Group also enters into derivative transactions. The Group's activities expose it to a variety of financial risks:

i) Market risk

Market risk is the risk that the fair value or future cash flows of a financial instrument will fluctuate because of changes in market prices. Market prices comprise three types of risk: currency rate risk, interest rate risk and other price risks, such as equity price risk and commodity risk. Foreign currency risk is the risk that the fair value or future cash flows of a financial instrument will fluctuate because of changes in foreign exchange rates. Interest rate risk is the risk that the fair value or future cash flows of a financial instrument will fluctuate because of changes in market interest rates. This is based on the financial assets and financial liabilities held as at 31 March 2020 and 31 March 2019.

ii) Credit risk

Credit risk is the risk that a counter party will not meet its obligations under a financial instrument or customer contract, leading to a financial loss.

iii) Liquidity risk.

Liquidity risk is the risk that the Group may not be able to meet its present and future cash and collateral obligations without incurring unacceptable losses.

The Group's overall risk management programme focuses on the unpredictability of financial markets and seeks to minimize potential adverse effects on the Group's financial performance. The Group uses derivative financial instruments to hedge certain risk exposures. The Group does not acquire or issue derivative financial instruments for trading or speculative purposes.

Risk management is carried out by the treasury department under policies approved by the board of directors. The treasury team identifies, evaluates and hedges financial risks in close co-operation with the Group's operating units. The board provides principles for overall risk management, as well as policies covering specific areas, such as foreign exchange risk, interest rate risk, and credit risk, use of derivative financial instruments and non-derivative financial instruments, and investment of excess liquidity.

i) Market Risk

The sensitivity analysis excludes the impact of movements in market variables on the carrying value of post-employment benefit obligations provisions and on the non-financial assets and liabilities. The sensitivity of the relevant Statement of Profit and Loss item is the effect of the assumed changes in the respective market risks. The Group's activities expose it to a variety of financial risks, including the effects of changes in foreign currency exchange rates and interest rates. The Group uses derivative financial instruments such as foreign exchange forward contracts depending upon the underlying contract and risk management strategy to manage its exposures to foreign exchange fluctuations and interest rate.

Foreign exchange risk and sensitivity

An Exposure can be defined as a Contracted Cash Flow (Trade Receivable, Trade Payable, loan, purchase order placed or sales order received) denominated in a currency other than Indian Rupees. The Group may have foreign currency exposure on account of the following items:

Exposure against Working capital –

i) Export Trade Receivables and export sales orders received;

ii) Imports Trade Payables and purchase orders raised;

iii) Packing credit in foreign currency (PCFC),
iv) Borrowings against FCNR(B) deposits of the banks;
v) Advances from customers;
vi) Any other kind of foreign currency borrowings as permitted by RBI for financing working capital of the Group.
vii) Exposure against long term financing/relating to projects:
  i. Foreign Currency Borrowings for capital and project expansion;
  ii. Payments due against imported capital equipment for projects;
  iii. Purchase orders for capital expenditure;
  iv. Any kind of foreign currency borrowing used for long term financing requirements of the Group.

Derivatives Financial Instruments

Derivative contracts entered into by the Group and outstanding as on 31 March 2020 for hedging currency risks:

As at 31 March 2020

Nature of derivatives	Type	No. of contracts	Foreign currency (Million)	Amount (₹ In Crore)
Forward covers				
USD/INR	Sale	56	59.283	447.88
EURO/USD	Sale	26	15.335	127.78
USD/INR	Buy	109	34.847	263.37

As at 31 March 2019

Nature of derivatives	Type	No. of contracts	Foreign currency (Million)	Amount (₹ In Crore)
Forward covers				
USD/INR	Sale	31	34.709	240.02
EURO/USD	Sale	14	13.690	106.19
USD/INR	Buy	67	22.442	155.21

Note: INR equivalent values have been calculated at the year end exchange rates in INR to give an indicative value of the contracts in Indian rupees. Actual hedges however may be in different currency denominations.

Foreign Currency exposures that are not hedged by derivative instruments or otherwise outstanding as on 31 March 2020 is as under:

Nature	As at 31 March 2020		As at 31 March 2019	
	Foreign Currency (Millions)	Amount (₹ In Crore)	Foreign Currency (Millions)	Amount (₹ In Crore)
Account receivables				
USD	2.582	19.52	3.721	25.74
JPY	-	-	1.648	0.10
GBP	0.107	1.01	-	-
CHF	-	-	0.047	0.33
EURO	0.010	0.08	-	-
Account payables				
USD	13.400	101.27	23.850	164.95
EURO	3.644	30.39	0.671	5.21
CHF	0.237	1.86	-	-
GBP	0.387	3.63	0.452	4.07
CAD	0.040	0.22	-	-
Loans				
USD	1.779	12.87	2.554	17.663

The following table demonstrates the sensitivity in the USD, Euro and other currencies to the Indian Rupee with all other variables held constant. The impact on the Group's profit before tax and other comprehensive income due to Changes in the fair value of monetary assets and liabilities are given below:

Foreign exchange risk and sensitivity (Un hedged)

(₹ in Crore)

	Change in currency exchange rate	31 March 2020	31 March 2019
		Effect on profit/ (loss) before tax	Effect on profit/ (loss) before tax
USD	+5% -5%	(4.84) 4.84	(7.84) 7.84
EURO	+5% -5%	(1.49) 1.49	(0.26) 0.26
GBP	+5% -5%	(0.13) 0.13	(0.20) 0.20
JPY	+5% -5%	- -	0.01 (0.01)
CAD	+5% -5%	(0.01) 0.01	- -
CHF	+5% -5%	(0.09) 0.09	0.02 (0.02)

The assumed movement in exchange rate sensitivity analysis is based on the currently observable market environment.

The Group transacts business primarily in Indian Rupee, USD, EURO, JPY, GBP and CHF. The Group has obtained foreign currency loans and has foreign currency trade payables and receivables and is therefore, exposed to foreign exchange risk. Certain transactions of the Group act as natural hedge as a portion of both assets and liabilities are denominated in similar foreign currencies. For the remaining exposure to foreign exchange risk, the Group adapts the policy of selective hedging based on risk perception of management. Foreign exchange hedging contracts are carried at fair value.

Summary of exchange difference accounted in statement of profit and loss

(₹ in Crore)

	For the year ended 31 March 2020	For the year ended 31 March 2019
Currency Fluctuations		
Net foreign exchange gain shown as exceptional item	20.09	33.71
TOTAL	**20.09**	**33.71**

Interest rate risk and sensitivity

The Group will have Interest rate exposure on all interest bearing financial assets and liabilities. These could be broadly categorized as under:

a) Interest bearing Trade Receivables and Trade Payables;

b) Working capital borrowings;

c) Long term borrowings.

All interest bearing assets and liabilities need to be captured, first based on the currency denomination e.g., INR, USD. Further classification needs to be done based on whether these are against floating rate benchmarks or fixed rate

With all other variables held constant, the following table demonstrates the impact of borrowing cost on floating rate portion of borrowings and borrowings on which interest rate swaps are taken.

(₹ in Crore)

	Increase /decrease in basis points	Effect on profit/ (loss) before tax	
		31 March 2020	31 March 2019
INR borrowings	+50 -50	(10.51) 10.51	(11.34) 11.34
USD borrowings	+50 -50	(0.06) 0.06	(0.09) 0.09

The assumed movement in basis points for interest rate sensitivity analysis is based on the currently observable market environment.

Price risk and sensitivity

The Group is exposed to the movement in price of key raw materials in domestic and international markets. The Group has in place policies to manage exposure to fluctuations in the prices of the key raw materials used in operations. The Group enters into contracts for procurement of material, most of the transactions are short term fixed price contract and a few transactions are long term fixed price contracts.

The Group is not facing any exposure to equity price risk as all of its equity investments are within the group and its associates.

ii) Credit risk

The Group is exposed to credit risk from its operating activities (primarily trade receivables) and from its financing activities, including deposits with banks and financial institutions and other financial instruments.

Trade receivables

The Group extends credit to customers in normal course of business. The Group considers factors such as credit track record in the market and past dealings for extension of credit to customers. Outstanding Trade receivables are regularly monitored. The Group evaluates the concentration of risk with respect to trade receivables as low, as its customers are located in several jurisdictions and industries and operate in largely independent markets. The Group has also taken advances and security deposits from its customers, which mitigate the credit risk to an extent.

In determining the allowances for doubtful trade receivables, the Group has used a practical expedient by computing the expected credit loss allowance for trade receivables based on a provision matrix. The provision matrix takes into account historical credit loss experience and is adjusted for forward looking information. The expected credit loss allowance is based on the ageing of the receivables that are due and rates used in the provision matrix.

Financial instruments and cash deposits

The Group considers factors such as track record, size of the institution, market reputation and service standards to select the banks with which balances and deposits are maintained. The bank balances are maintained with the institutions with which the Group has also availed borrowings. The Group does not maintain significant cash and deposit balances other than those required for its day to day operations

iii) Liquidity risk

The Group's objective is to at all times maintain optimum levels of liquidity to meet its cash and collateral requirements. The Group relies on a mix of borrowings, capital infusion and excess operating cash flows to meet its needs for funds. The current committed lines of credit are sufficient to meet its short to medium term expansion needs. The Group monitors rolling forecasts of its liquidity requirements to ensure it has sufficient cash to meet operational needs while maintaining sufficient headroom on its undrawn committed borrowing facilities at all times so that the Group does not breach borrowing limits or covenants (where applicable) on any of its borrowing facilities.

The table below provides undiscounted cash flows towards non-derivative financial liabilities and net-settled derivative financial liabilities into relevant maturity based on the remaining period at the balance sheet date to the contractual maturity date.

The Group is required to maintain ratios (including total debt to EBITDA / net worth, EBITDA to gross interest, debt service coverage ratio and secured coverage ratio) as mentioned in the loan agreements at specified levels. In the event of failure to meet any of these ratios these loans become callable at the option of lenders, except where exemption is provided by lender.

As at 31 March 2020

(₹ in Crore)

	Carrying amount	Less than 1 Year	1 to 3 Years	> 3 years	Total
Borrowings*	2,180.58	351.94	588.60	1,240.04	2,180.58
Other financial liabilities	354.03	335.80	7.78	10.45	354.03
Trade payables	1,434.29	1,434.29	-	-	1,434.29
Total	**3,968.90**	**2,122.03**	**596.38**	**1,250.49**	**3,968.90**

* Including current maturity.

As at 31 March 2019

(₹ in Crore)

	Carrying amount	Less than 1 Year	1 to 3 Years	> 3 years	Total
Borrowings*	2,366.89	395.37	588.08	1,383.44	2,366.89
Other financial liabilities	265.42	265.42	-	-	265.42
Trade payables	1,577.94	1,577.94	-	-	1,577.94
Total	**4,210.25**	**2,238.73**	**588.08**	**1,383.44**	**4,210.25**

* Including current maturity.

Unused lines of credit

(₹ in Crore)

	As at 31 March 2020	As at 31 March 2019
Secured	257.10	330.95
Unsecured	-	-
Total	**257.10**	**330.95**

Interest rate and currency of borrowings

The below details do not necessarily represent foreign currency or interest rate exposure to the income statement, since the Group has taken derivatives for offsetting the foreign currency and interest rate exposure.

For the year ended 31 March 2020

	Total borrowings (₹ In Crore)	Floating rate borrowings (₹ In Crore)	Fixed rate borrowings (₹ In Crore)	Weighted average interest rate (%)
INR	2,167.71	2,103.57	64.14	10.29%
USD	12.87	12.87	-	0.63%
Total	**2,180.58**	**2,116.44**	**64.14**	

For the year ended 31 March 2019

	Total borrowings (₹ In Crore)	Floating rate borrowings (₹ In Crore)	Fixed rate borrowings (₹ In Crore)	Weighted average interest rate (%)
INR	2,349.23	2,267.99	81.24	10.40%
USD	17.66	17.66	-	5.26%
Total	**2,366.89**	**2,285.65**	**81.24**	

39.2 Competition and price risk

The Group faces competition from domestic and international competitors. Nevertheless, it believes that it has competitive advantage in terms of high quality products and by continuously upgrading its expertise and range of products and trustworthy and innovative solution to meet the needs of its customers.

39.3 Capital risk management

The Group manages its capital structure and makes adjustments in light of changes in economic conditions and the requirements of the financial covenants. To maintain or adjust the capital structure, the Group may adjust the dividend payment to shareholders, redeem or buy back capital to shareholders or issue new shares. The Group's primary objective when managing capital is to ensure that it maintains an efficient capital structure and healthy capital ratios and safeguard the Group's ability to continue as a going concern in order to support its business and provide maximum returns for shareholders. The Group also proposes to maintain an optimal capital structure to reduce the cost of capital.

For the purpose of the Group's capital management, capital includes issued capital, share premium and all other equity. Net debt includes, interest bearing loans and borrowings less cash and cash equivalent.

The Group monitors capital using gearing ratio, which is net debt divided by total capital.

(₹ in Crore)

	As at 31 March 2020	As at 31 March 2019
Loans and borrowings	2,180.58	2,366.89
Less: Cash and cash equivalents	19.60	18.62
Net debt	**2,160.98**	**2,348.27**
Total capital	2,271.01	1,852.78
Capital and net debt	**4,431.99**	**4,201.05**
Gearing ratio	**49%**	**56%**

40. Fair values of financial assets and liabilities and hierarchy

The Group maintains policies and procedures to value financial assets or financial liabilities using the best and most relevant data available. The fair values of the financial assets and liabilities are included at the amount that would be received to sell an asset or paid to transfer a liability in an orderly transaction between market participants at the measurement date.

The following methods and assumptions were used to estimate the fair values:

1) Fair value of cash and deposits, trade receivables, trade payables, and other current financial assets and liabilities approximate their carrying amounts largely due to the short-term maturities of these instruments.

2) Long-term fixed-rate and variable-rate receivables / borrowings are evaluated by the Group based on parameters such as interest rates, specific country risk factors, credit risk and other risk characteristics. Fair value of variable interest rate borrowings approximates their carrying values. For fixed interest rate borrowing fair value is determined by using the discounted cash flow (DCF) method using discount rate that reflects the issuer's borrowings rate. Risk of non-performance for the Group is considered to be insignificant in valuation.

3) The fair values of derivatives are estimated by using pricing models, where the inputs to those models are based on readily observable market parameters, basis contractual terms, period to maturity, and market parameters such as interest rates, foreign exchange rates, and volatility. These models do not contain a high level of subjectivity as the valuation techniques used do not require significant judgment, and inputs thereto are readily observable from actively quoted market prices. Management has evaluated the credit and non-performance risks associated with its derivative counterparties and believe them to be insignificant and not warranting a credit adjustment.

Fair Value hierarchy

The following table provides the fair value measurement hierarchy of Group's financial asset and financial liabilities, grouped into Level 1 to Level 3 as described below:

Level 1- Quoted price (unadjusted) in active markets for identical assets or liabilities that the entity can access at the measurement date.

Level 2- Inputs other than quoted prices include within Level 1 that are observable for the asset or liability, either directly or indirectly.

Level 3- Unobservable inputs for the asset or liability.

Set out below, is a comparison by class of the carrying amounts and fair value of the financial instruments of the companies: -

		Note	Level	As at 31 March 2020 (₹ In Crore)	As at 31 March 2019 (₹ In Crore)	Valuation Techniques and Key Inputs
Financial assets /liabilities at fair value through amortised cost:						
(a)	**Financial assets**					
	Loans	5	3	900.00	900.00	Discounted cash flows
	Other financial assets	6	3	276.04	149.88	Discounted cash flows
(b)	**Financial liabilities**					
	Borrowings - non current	15	3	1,828.64	1,971.52	Discounted cash flows
	Borrowings - current	19	3	218.53	205.55	Discounted cash flows
	Other financial liabilities	16	3	476.36	455.24	Discounted cash flows
Financial assets / liabilities at fair value through statement of profit or loss:						
	Derivative Forward Contract (assets)	6	2	-	1.17	Forward foreign currency exchange rate
	Derivative Forward Contract (liabilities)	16	2	11.08	-	Forward foreign currency exchange rate

There were no significant changes in the classification and no significant movements between the fair value hierarchy of assets and liabilities during FY 2019-20.

Fair valuation of financial guarantees

Financial guarantees issued by the company on behalf of Jindal Stainless Limited have been measured at fair value through profit and loss account. Fair value of said guarantees as at 31 March 2020 and 31 March 2019 have been considered at nil as estimated by the management and an independent professional.

41. The Company has made investment in a associate in terms of composite scheme of arrangements approved by Hon'ble High Court where the prices of equity shares are determined as per SEBI formula.

42 Related Party Transactions (as identified by the Management)

A As defined in Indian Accounting Standard-24, the group has related parties with whom transactions have taken place during the current and previous year, which are:

		Country of Incorporation	Ownership Interest	
			31 March 2020	31 March 2019
a)	**Associates**			
1	Jindal Stainless Corporate Management Services Pvt. Limited	INDIA	50.00%	50.00%
2	Jindal Stainless Limited	INDIA	34.54%	35.12%
3	J S S Steelltalia Limited	INDIA	33.00%	33.00%
b)	**Subsidiaries and associates of parties listed in (a) above**			
1	Jindal Stainless UK Ltd. (Dissolved w.e.f. 11.12.2018)	UK		
2	Jindal Stainless FZE, Dubai	UAE		
3	PT Jindal Stainless Indonesia	INDONESIA		
4	Iberjindal S.I.	SPAIN		
5	Jindal Coke Limited	INDIA		
6	Jindal United Steel Limited	INDIA		
c)	**Trusts**			
1	Jindal Stainless (Hisar) Limited Group Gratuity Fund			
2	Jindal Stainless (Hisar) Limited (Ferro alloys) Group Gratuity Scheme			
3	Jindal Stainless (Hisar) Limited EPF Trust			
4	Jindal Stainless (Hisar) Welfare Fund			
d)	**Key Management Personnel**			
1	Mr. Ratan Jindal	Chairman-Jindal Stainless (Hisar) Limited		
2	Mr. Abhyuday Jindal	Vice Chairman (upto 25.04.2018) and Managing Director (w.e.f. 26.04.2018) -Jindal Stainless (Hisar) Limited		
3	Ms. Deepika Jindal	Managing Director-JSL Lifestyle Limited		
4	Mr. Ashok Kumar Gupta	Whole Time Director and Manager (upto 14.05.2018)-Jindal Stainless (Hisar) Limited		
5	Mr. Jagmohan Sood	COO & Unit head,Hisar Plant (upto 14.05.2018) and Whole Time Director (w.e.f. 15.05.2018)-Jindal Stainless (Hisar) Limited		
6	Mr. Ankur Agrawal	Chief Financial Officer (upto 27.04.2018)-Jindal Stainless (Hisar) Limited		
7	Mr.Ajay Goyal	Chief Financial Officer (From 30.10.2018 to 29.01.2019)-Jindal Stainless (Hisar) Limited		
8	Mr.Ramnik Gupta	Chief Financial Officer (w.e.f. 30.01.2019)-Jindal Stainless (Hisar) Limited		
9	Mr. Bhartendu Harit	Company Secretary-Jindal Stainless (Hisar) Limited		
10	Mr. Tomy Sebastian	Whole Time Director (resigned wef 04.04.2019)-JSL Lifestyle Limited		
11	Mr. Mandeep Singh	Exceutive Director & CEO (appointed wef 01.04.2019)-JSL Lifestyle Limited		
12	Mr. Bhartendu Harit	Company Secretary-JSL Lifestyle Limited		
13	Mr.Tarun Jain	Chief Financial Officer (resigned wef 30.11.2018)-JSL Lifestyle Limited		
14	Mr. Rajinder Kumar Garg	Chief Financial Officer (from 22.01.2019 to 20.12.2019)-JSL Lifestyle Limited		
15	Mr.Ajay Jain	Chief Financial Officer (appointed wef 29.01.2020)-JSL Lifestyle Limited		
16	Mr. Ashish Aggarwal	Whole Time Director(upto 17.06.2019)-Jindal Stainless Steelway Limited		
17	Mr.Sanjay Kumar Goyal	Whole Time Director(wef 07.08.2019)-Jindal Stainless Steelway Limited		
18	Mr. Vijay Kumar Sharma	Director-Jindal Stainless Steelway Limited		
19	Mr. Sanjeev Sharma	Chief Financial Officer (upto 14.05.2020) -Jindal Stainless Steelway Limited		
20	Mr.Dhirendra Bahadur Singh	Chief Financial Officer (wef 09.06.2020) -Jindal Stainless Steelway Limited		
21	Mr. Rajesh Kumar Pandey	Company Secretary-Jindal Stainless Steelway Limited		
22	Mrs.Arti Luniya	Independent Director -Jindal Stainless(Hisar) Limited (w.e.f. 26.07.2018)*		

23	Mr. Kanwaljit Singh Thind	Independent Director -Jindal Stainless(Hisar) Limited *
24	Mr. Girish Sharma	Independent Director-Jindal Stainless (Hisar) Limited *
25	Mr. Arunendra Kumar	Independent Director-Jindal Stainless (Hisar) Limited (upto 03.10.2018)*
26	Mr. Nirmal Chandra Mathur	Independent Director -Jindal Stainless(Hisar) Limited and Jindal Stainless Steelway Limited*
27	Mrs.Shruti Shrivastava	Independent Director -Jindal Stainless Steelway Limited*
28	Mr.Ashok Kumar Agarwal	Independent Director -JSL Lifestyle Limited*
29	Mr. Abhishek Poddar	Independent Director -JSL Lifestyle Limited*
	*Independent directors are included only for the purpose of compliance with definition of key management personnel given under IND AS 24.	
e)	**Enterprises over which any person described in (d) along with their relatives is able to exercise significant influence with whom transactions have been taken place during the year:**	
1	Jindal Defence Systems Private Limited (previously known as Jindal Defence Systems Limited)	
2	Jindal Advance Materials Private Limited	
3	JSL Global Commodities Pte. Ltd.	
4	Prime Stainless DMCC (w.e.f. 13.11.2019)	

B Transactions:

(₹ in Crore)

Description	For the year ended 31 March 2020		For the year ended 31 March 2019	
	Associates & Other Parties (a,b,c & e)	Key Management Personnels (d)	Associates & Other Parties (a,b,c & e)	Key Management Personnels (d)
Purchase of goods	**2,288.43**	**-**	**2,184.01**	**-**
PT. Jindal Stainless Indonesia	-	-	16.91	-
J S S Steel Italia Limited	0.05	-	26.12	-
Jindal United Steel Limited	221.72	-	-	-
Jindal Coke Limited	21.90	-	27.38	-
Jindal Stainless Limited	2,015.33	-	2,113.60	-
Prime Stainless DMCC	29.43	-	-	-
Sale of goods	**838.39**	**-**	**895.76**	**-**
PT. Jindal Stainless Indonesia	32.22	-	48.88	-
J S S Steel Italia Limited	-	-	17.61	-
Iberjindal S.I.	113.64	-	136.04	-
Jindal Stainless Limited	593.82	-	692.55	-
Jindal Stainless Corporate Management Services Pvt. Ltd.	2.78	-	0.69	-
JSL Global Commodities Pte. Ltd.	95.93	-	-	-
Job charges received	**63.56**	**-**	**119.09**	**-**
Jindal Stainless Limited	63.56	-	119.09	-
J S S Steel Italia Limited ₹Nil (₹23094)	-	-	0.00	-
Job work charges paid	**11.36**	**-**	**4.52**	**-**
Jindal Stainless Limited	0.02	-	-	-
Jindal United Steel Limited	-	-	0.01	-
JSS Steelitalia Limited	11.34	-	4.51	-

(₹ in Crore)

Description	For the year ended 31 March 2020		For the year ended 31 March 2019	
	Associates & Other Parties (a,b,c & e)	Key Management Personnels (d)	Associates & Other Parties (a,b,c & e)	Key Management Personnels (d)
Freight charges Paid	**2.94**	**-**	**10.12**	**-**
Jindal Stainless Limited	2.94	-	10.12	-
Jindal Coke Limited ₹ 39,248	0.00	-	-	-
Freight charges received	**1.43**	**-**	**1.58**	**-**
Jindal Stainless Limited	1.43	-	1.58	-
Rent received	**14.81**	**-**	**6.72**	**-**
Jindal Stainless Limited	14.74	-	6.72	-
Jindal Defence Systems Private Limited (₹ 40,415)	0.06	-	0.00	-
Jindal Advance Materials Pvt. Limited (₹ 29,500)	0.01	-	0.00	-
Rent paid	**1.53**	**-**	**1.43**	**-**
Jindal Stainless Limited	1.53	-	1.43	-
Overheads & maintenance charges received	**1.91**	**-**	**0.31**	**-**
JSS Steelitalia Limited	1.91	-	0.31	-
Overheads & maintenance charges paid	**0.20**	**-**	**9.98**	**-**
Jindal Stainless Limited	0.20	-	9.98	-
Commission on sale paid	**12.91**	**-**	**16.23**	**-**
Jindal Stainless FZE, Dubai	9.05	-	16.23	-
JSL Global Commodities Pte. Ltd.	3.63	-	-	-
Prime Stainless DMCC	0.23	-	-	-
Receiving of services (remuneration paid)	**-**	**27.90**	**-**	**25.26**
Mr. Ratan Jindal (Commission)	-	10.68	-	10.59
Mr. Abhyuday Jindal (Commission and remuneration)	-	6.54	-	6.44
Mr. Ashok Kumar Gupta	-	-	-	1.12
Mr. Jagmohan Sood	-	1.65	-	1.25
Mr. Ankur Agrawal	-	-	-	0.18
Mr. Ajay Goyal	-	-	-	0.10
Mr. Ramnik Gupta	-	0.91	-	0.15
Mr. Bhartendu Harit	-	0.34	-	0.30
Ms. Deepika Jindal	-	4.00	-	2.22
Mr.Mandeep Singh	-	1.82	-	-
Mr.Tomy Sebastian	-	-	-	0.93
Mr. Tarun Jain	-	-	-	0.48
Mr. Rajinder Kumar Garg	-	0.31	-	0.08
Mr.Ajay Jain	-	0.19	-	-
Mr. Ashish Aggarwal	-	0.36	-	0.79
Mr.Sanjay Kumar Goyal	-	0.45	-	-
Mr. Sanjeev Sharma	-	0.48	-	0.49
Mr. Rajesh Kumar Pandey	-	0.16	-	0.15

(₹ in Crore)

Description	For the year ended 31 March 2020		For the year ended 31 March 2019	
	Associates & Other Parties (a,b,c & e)	Key Management Personnels (d)	Associates & Other Parties (a,b,c & e)	Key Management Personnels (d)
Interest income	**92.65**	**-**	**90.00**	**-**
Jindal Stainless Limited	92.65	-	90.00	-
Support Service Charges Paid	**0.42**	**-**	**0.42**	**-**
Jindal Stainless Limited	0.42	-	0.42	-
Consultancy charges paid	**60.33**	**-**	**60.30**	**-**
Jindal Stainless Corporate Management Services Pvt. Ltd.	60.33	-	60.30	-
Bad Debts written off	**0.00**	**-**	**12.16**	**-**
J S S Steel Italia Limited ₹ 5723	0.00	-	12.16	-
Sharing of exp. reimbursed/to be reimbursed	**4.82**	**-**	**11.72**	**-**
Jindal Stainless Limited	4.53	-	9.89	-
Jindal Stainless Corporate Management Services Pvt. Ltd.	0.29	-	1.83	-
Sharing of exp. recovered/to be recovered	**0.01**	**-**	**0.20**	**-**
Jindal Stainless Limited ₹ 6785	0.00	-	0.18	-
Jindal Stainless Corporate Management Services Pvt. Ltd.	0.01	-	0.02	-
Contribution towards trusts	**34.34**	**-**	**29.06**	**-**
Jindal Stainless (Hisar) Limited Group Gratuity Fund	5.31	-	4.20	-
Jindal Stainless (Hisar) Limited (Ferro alloys) Group Gratuity Scheme	0.20	-	0.07	
Jindal Stainless (Hisar) Limited EPF Trust	27.97	-	24.07	-
Jindal Stainless (Hisar) Welfare Fund	0.86	-	0.72	-
Outstanding balance				
Guarantee/ counter guarantee given	**4,841.62**	**-**	**4,832.90**	**-**
Jindal Stainless Limited	4,841.62	-	4,832.90	-
Loans & advances	**1,062.00**	**-**	**981.00**	**-**
Jindal Stainless Limited @	1,062.00	-	981.00	-
Advance against services	**8.80**	**-**	**-**	**-**
Jindal Stainless Corporate Management Services Pvt. Ltd.	8.80	-	-	-
Receivables	**98.42**	**-**	**73.65**	**-**
PT. Jindal Stainless Indonesia	48.18	-	43.12	-
Iberjindal S.I.	36.99	-	22.21	-
Jindal Stainless Limited	0.01	-	8.20	-
Jindal Stainless Corporate Management Services Pvt. Ltd.	0.33	-	0.12	-
Jindal Defence Systems Private Limited (₹ 40,415)	0.01	-	0.00	-
Jindal Advance Materials Pvt. Limited ₹ 6,018 (₹ 29,500)	0.00	-	0.00	-
JSL Global Commodities Pte. Ltd.	12.89	-	-	-
Jindal United Steel Limited ₹ 22,584	0.00	-	-	-

(₹ in Crore)

Description	For the year ended 31 March 2020		For the year ended 31 March 2019	
	Associates & Other Parties (a,b,c & e)	Key Management Personnels (d)	Associates & Other Parties (a,b,c & e)	Key Management Personnels (d)
Payables	**78.40**	**-**	**38.50**	**-**
Jindal Stainless Corporate Management Services Pvt. Ltd.	-	-	1.27	-
J S S Steel Italia Limited	0.31	-	0.01	-
PT. Jindal Stainless Indonesia	0.76	-	0.69	-
Jindal Stainless FZE, Dubai	2.40	-	5.38	-
Jindal Stainless Limited	55.66	-	27.46	-
Jindal Coke Limited	3.66	-	3.69	-
Prime Stainless DMCC	15.17	-	-	-
JSL Global Commodities Pte. Ltd.	0.44	-	-	-
Remuneration payable	**-**	**1.35**	**-**	**2.86**
Mr. Ratan Jindal	-	1.19	-	2.73
Mr. Jagmohan Sood	-	0.09	-	0.09
Mr. Ramnik Gupta	-	0.05	-	0.02
Mr. Bhartendu Harit	-	0.02	-	0.02

Above to read with note no. 31 (c).

@ Includes Inter corporate Deposits amounting to ₹ 900.00 crore (₹ 900.00 crore) and interest accure over it during financial years 2018-19 & 2019-20, which is repayable in one or more instalment by 31 March 2023, or such other terms as may be mutually agreed between the company and Jindal Stainless Limited and interest thereon is payable on monthly basis from March 2020 onwards. Further interest servicing for financial years 2018-19 & 2019-20 has been defered till Feb 2021, as mutually agreed.

Compensation to key management personnel

(₹ in Crore)

Particulars	For the year ended 31 March 2020	For the year ended 31 March 2019
Short-term employee benefits*	27.90	25.26
Total Compensation to key management personnel	**27.90**	**25.26**

*As the future liability for gratuity & leave encashment is provided on an actuarial basis for the company as a whole, the amount pertaining to individual is not ascertainable and therefore not included above.

43 Income tax reconciliation

Tax expenses

(₹ in Crore)

Particulars	For the year ended 31 March 2020	For the year ended 31 March 2019
Current tax	138.57	177.14
Deferred tax	(43.25)	(3.65)
Taxes in relation to earlier years	0.59	0.12
Total	**95.91**	**173.61**

Effective tax reconciliation

Numerical reconciliation of tax expense applicable to profit before tax at the latest statutory enacted tax rate in India to income tax expense reported is as follows:

(₹ in Crore)

Particulars	For the year ended 31 March 2020	For the year ended 31 March 2019
Net Profit before taxes and before Share of associate	**470.77**	**518.15**
Enacted Tax Rate	25.168%	34.944%
Computed tax (income)/expense	118.48	181.06
Increase/(reduction) in taxes on account of:		
Additional allowance for tax purpose	(0.98)	(4.36)
Expenses not allowed for tax purpose	4.17	5.13
Deferred Tax recognized for earlier years	0.46	3.53
Current Tax recognized for earlier years	0.13	(3.41)
Effect of change in tax rate	(23.27)	0.79
Non taxable subsidiaries and effect of differential tax rate	(3.08)	(9.13)
Income tax expense reported	**95.91**	**173.61**

The Government of India on 12 December 2019 vide The Taxation Laws (Amendment) Act, 2019 inserted a new section 115BAA in the Income Tax Act, 1961, which provides an option to the Company for paying Income Tax at reduced rates as per the provisions/ conditions defined in the said section. The Company has recognized the tax provision in its books as per Section 115BAA during the year and re-measurement of deferred tax liability (net) which was recognized in earlier tax regime. This has resulted in reversal of tax expenses for the year ended 31 March 2020 by ₹ 23.27 crores.

44 Assets are tested for impairment whenever there are any internal or external indicators of impairment. Impairment test is performed at the level of each cash generating unit ('CGU') within the group at which the goodwill or other assets are monitored for internal management purposes, within an operating segment.The impairment assessment is based on higher of value in use and fair value less costs of disposal. During the year, the testing did not result in any impairment in the carrying amount of goodwill and other assets.The measurement of the cash generating units' value in use is determined based on financial plans that have been used by management for internal purposes. The planning horizon reflects the assumptions for short to- mid term market conditions.

Assumption	Approach used to determining values
Sales volume	Average annual growth rate over the five-year forecast period; based on past performance and management's expectations of market development.
Sales price	Average annual growth rate over the five-year forecast period; based on current industry trends and including long term inflation forecasts for each territory.
Budgeted gross margin	Based on past performance and management's expectations for the future.
Other operating costs	Fixed costs of the CGUs, which do not vary significantly with sales volumes or prices.Management forecasts these costs based on the current structure of the business, adjusting for inflationary increases but not reflecting any future restructurings or cost saving measures. The amounts disclosed above are the average operating costs for the five-year forecast period.
Annual capital	Expected cash costs in the CGUs. This is based on the historical experience of management, and the planned refurbishment expenditure. No incremental revenue or cost savings are assumed in the value-in-use model as a result of this expenditure.
Long-term growth rate	This is the weighted average growth rate used to extrapolate cash flows beyond the budget period. The rates are consistent with forecasts included in industry reports.
Pre-tax discount rates	Reflect specific risks relating to the relevant segments and the countries in which they operate.

45 Segment reporting

i) Information about business segment (for the year 2019-20)

Company operates in a Single Primary Segment (Business Segment) i.e. Stainless Steel products.

ii) Secondary segments (geographical segment)

(₹ in Crore)

		2019-20			2018-19		
		Within India	Outside India	Total	Within India	Outside India	Total
1	Revenue*	7,975.28	1,203.85	9,179.13	8,781.23	1,448.07	10,229.30
2	Non Current Assets**	2,246.62	-	2,246.62	2,296.33	-	2,296.33

* excludes other operating revenue

** The company operating facilities are located in India

46 Earning Per Share (EPS) computed in accordance with Ind AS 33 " Earning Per Share "

	For the year ended 31 March 2020	For the year ended 31 March 2019
Net Profit after tax attributable to owners of the Parent (₹ in Crore)	392.87	381.35
Weighted average no. of equity shares for basic/diluted EPS (No's)	235,934,685	235,934,685
Basic/Diluted EPS Per Share (in ₹)	16.65	16.16
Face Value Per Share (in ₹)	2.00	2.00

47 Revenue from Contracts with Customers

Effective 01 April 2018, the company has adopted Indian Accounting Standard (IND AS) 115 'Revenue from contracts with customers' using the cumulative catch-up transition method.

A. Disaggregation of revenue

The Group has performed a disaggregated analysis of revenues considering the nature, amount, timing and uncertainty of revenues. This includes disclosure of revenues by geography and timing of recognition.

For the year ended 31 March 2020

(₹ in Crore)

Revenue from operations	Goods*	Services	Other operating revenue	Total
Revenue by geography				
Domestic *	7,947.77	66.49	199.87	8,214.13
Export	1,164.87	-	-	1,164.87
Total	**9,112.64**	**66.49**	**199.87**	**9,379.00**
Revenue by time				
Revenue recognised at point in time				9,312.51
Revenue recognised over time				66.49
Total				**9,379.00**

* Export benefit has been included in domestic revenue

For the year ended 31 March 2019

(₹ in Crore)

Revenue from operations	Goods*	Services	Other operating revenue	Total
Revenue by geography				
Domestic *	8,715.10	114.46	59.56	8,889.12
Export	1,399.74	-	-	1,399.74
Total	**10,114.84**	**114.46**	**59.56**	**10,288.86**
Revenue by time				
Revenue recognised at point in time				10,174.40
Revenue recognised over time				114.46
Total				**10,288.86**

* Export benefit has been included in domestic revenue

B. Revenue recognised in relation to contract liabilities

Ind AS 115 also requires disclosure of 'revenue recognised in the reporting period that was included in the contract liability balance at the beginning of the period' and 'revenue recognised in the reporting period from performance obligations satisfied (or partially satisfied) in previous periods. Same has been disclosed as below:

(₹ in Crore)

	For the year ended 31 March 2020	For the year ended 31 March 2019
Revenue recognised in the reporting period that was included in the contract liability balance at the beginning of the period	32.85	45.59
Revenue recognised in the reporting period from performance obligations satisfied (or partially satisfied) in previous periods	-	-

C. Assets and liabilities related to contracts with customers

(₹ in Crore)

Description	As at 31 March 2020		As at 31 March 2019	
	Non-current	Current	Non-current	Current
Contract liabilities related to sale of goods				
Advance from customers	-	45.08	-	32.85

D. Reconciliation of revenue recognised in Statement of Profit and Loss with Contract price

(₹ in Crore)

	For the year ended 31 March 2020	For the year ended 31 March 2019
Contract price	9,212.46	10,134.11
Less: Discount, rebates, credits etc.	166.54	154.75
Revenue from operations as per Statement of Profit and Loss	**9,379.00**	**10,288.86**

48 Lease related disclosures

Effective April 1, 2019, the Company adopted Ind AS 116 "Leases" and applied the standard to all lease contracts existing on April 1, 2019 using the modified retrospective method. The Company has leases for office building, warehouses and related facilities.

The following is the movement in lease liabilities and corresponding Right to use asset for leases classified under lease arrangements during the year ended March 31, 2020:

Right to use Asset Movement

(₹ in Crore)

	For the year ended 31 March 2020
Building	
Right to use assets as at 1 April 2019	**20.13**
Addition during the year	9.63
Depreciation during the year	6.51
Right to use assets as at 31 March 2020	**23.25**

Lease obligation Movement

(₹ in Crore)

	For the year ended 31 March 2020
Lease obligation disclosed as at 1 April 2019	**20.13**
Addition to lease obligation	10.16
Payment of lease	(8.80)
Addition as interest	2.70
Lease obligation as at 31 March 2020	**24.19**

The following is the break-up of current and non-current lease liabilities as at March 31, 2020: -

(₹ in Crore)

	As at 31 March 2020	As at 31 March 2019
Lease Liabilities		
Current	5.96	4.47
Non Current	18.23	15.66
	24.19	**20.13**

The table below provides details regarding contractual maturities of lease liabilities of non cancellable contractual commitments on undiscounted basis.

(₹ in Crore)

	As at 31 March 2020		
	Lease Payments	Interest expense	Net Present value
Less than one year	8.31	2.36	5.95
One to five years	16.95	4.61	12.34
More than five years	9.26	3.36	5.90
			24.19

The statement of profit or loss shows the following amounts relating to leases:

(₹ in Crore)

	For the year ended 31 March 2020
Depreciation on Right to use assets	6.51
Interest expense on lease liability (included in finance cost)	2.70
Expense relating to low value leases (included in administrative expenses)	4.84
Total	**14.05**

The Company has adopted Ind AS 116 'Leases' effective 01 April 2019 and applied the Standard to its leases, using modified retrospective method. This has resulted in recognizing a Right-of-Use Asset and a corresponding Lease liability of ₹ 20.13 crore as at 01 April 2019.

49 Interest in subsidiaries and associates

49.1 Material non-controlling interest in subsidiary

Summarised financial information of JSL Lifestyle Limited, which has material non-controlling interest

The principal place of business : India

(₹ in Crore)

	As at 31 March 2020	As at 31 March 2019
Assets		
Non current assets	70.18	65.60
Current assets	192.63	156.01
Sub total	**262.81**	**221.61**
Liabilities		
Non-current liabilities	20.39	27.46
Current liabilities	135.25	93.88
Sub total	**155.64**	**121.34**
Equity attributable to owner's of the company {% of holding: 78.70%(77.738%)}	**84.35**	**77.95**
Equity attributable to non controlling interest {% of non controlling interest :21.30%(22.262%)}	**22.83**	**22.32**

(₹ in Crore)

	For the year ended 31 March 2020	For the year ended 31 March 2019
Revenue	311.95	453.61
Net profit for the year	6.96	48.03
Other comprehensive income	(0.05)	(0.06)
Total comprehensive income	6.91	47.97
Total comprehensive income attributable to non controlling Interests	**1.47**	**10.68**

(₹ in Crore)

	For the year ended 31 March 2020	For the year ended 31 March 2019
Net cash inflow/(outflow) from operating activities	16.61	10.91
Net cash inflow/(outflow) from investing activities	(11.37)	(20.08)
Net cash inflow/(outflow) from financing activities	(5.15)	9.08
Net cash inflow/(outflow)	**0.09**	**(0.09)**

49.2 Material Non-Controlling Interest in Subsidiary

Summarised financial information of Jindal Stainless Steelway Limited, which has material non-controlling interest

The principal place of business : India

(₹ in Crore)

	As at 31 March 2020	As at 31 March 2019
Assets		
Non current assets	-	79.81
Current assets	-	245.33
Sub total	**-**	**325.14**
Liabilities		
Non-current liabilities	-	20.91
Current liabilities	-	160.32
Sub total	**-**	**181.23**
Equity attributable to owner's of the company {% of holding: 100% (81.911%)}	**-**	**117.88**
Equity attributable to non controlling interest {% of non controlling interest :Nil (18.089%)}	**-**	**26.03**

(₹ in Crore)

	For the year ended 31 March 2020	For the year ended 31 March 2019
Revenue	1,740.93	1,567.63
Net profit for the year	33.49	20.22
Other comprehensive income	(0.20)	0.03
Total comprehensive income	33.29	20.25
Total comprehensive income attributable to non controlling interests (upto 14.02.2020)	**5.28**	**3.66**

(₹ in Crore)

	For the year ended 31 March 2020	For the year ended 31 March 2019
Net cash inflow/(outflow) from operating activities	51.09	(22.16)
Net cash inflow/(outflow) from investing activities	(2.84)	(7.62)
Net cash inflow/(outflow) from financing activities	(48.33)	28.79
Net cash inflow/(outflow)	**(0.08)**	**(0.99)**

49.3 Material interest in associate : Jindal Stainless Limited (Group)

Country of incorporation & operation : India

Principal activities : Manufacturer /producer of stainless steel flat products in austenitic, ferritic, martensitic and duplex grades

	As at 31 March 2020	As at 31 March 2019
% of Ownership Interest	34.54%	35.12%

The above associate was accounted for using equity method in the consolidated financial statement.

(₹ in Crore)

	As at 31 March 2020	As at 31 March 2019
Non current assets	6,851.34	6,934.02
Current assets	3,826.30	3,780.60
Non-current liabilities	3,349.21	3,662.22
Current liabilities	4,598.17	4,449.86

(₹ in Crore)

	For the year ended 31 March 2020	For the year ended 31 March 2019
Revenue	12,990.76	13,589.94
Net profit for the year attributable to owners of the Parent	71.32	142.38
Other comprehensive income attributable to owners of the Parent	7.34	(2.44)
Total comprehensive income attributable to owners of the Parent	**78.66**	**139.94**

Reconciliation of Summarised financial Information to the carrying amount of the interest in the associates recognised in the consolidated financial statements:

(₹ in Crore)

Particulars	As at 31 March 2020	As at 31 March 2019
Net assets of the associate	2,717.24	2,590.82
% of share in associate	34.54%	35.12%
Share in net assets of associate (net of ₹ 296.02 Crores being fair value adjustment at the time of acquisition)	642.52	613.88
Other adjustments	-	5.02
Carrying amount of interest in associates	**642.52**	**618.90**

The associate had the following contingent liabilities (to the extent of share in associate)

(₹ in Crore)

		As at 31 March 2020	As at 31 March 2019
A.	**Contingent liabilities not provided for in respect of**		
i)	a) Sale tax/entry tax demands against which company preferred appeals.	38.27	40.58
	b) Excise duty/custom/service tax show cause notices/ demands against which company has preferred appeals.	5.90	13.75
	c) Income tax demands against which company has preferred appeals.	34.65	20.59
ii)	Demand made by Dy. Director of Mines, Jajpur Road Circle, Orissa against which company has preferred appeal / disputed by the Company.	26.78	29.24
B.	Corporate Guarantee given to banks against credit facilities / financial assistance availed by Jindal Stainless (Hisar) Limited, amount for facilities outstanding as on 31 March 2020 ₹ 3,378.11 Crores (₹ 3,744.86 Crores).	1,166.80	1,315.19

49.4 Immaterial Interest in Associates:

Country of incorporation & operation : India

		% of Ownership interest	
		As at 31 March 2020	As at 31 March 2019
1	Jindal Stainless Corporate Management Services Private Limited	50%	50%
2	J.S.S. Steelitalia Limited	33%	33%

Immaterial interest in associate : Jindal Stainless Corporate Management Services Private Limited

(₹ in Crore)

	For the year ended 31 March 2020	For the year ended 31 March 2019
Carrying amount	4.04	2.79
Net Profit for the year	2.57	1.66
Other comprehensive income	(0.06)	(0.09)
Total comprehensive income	**2.51**	**1.57**

50 Additional Information, as required under Schedule III to the Companies Act, 2013, of enterprises consolidated as subsidiary / associate.

	Net assets (total assets minus total liabilities)		Share in profit /(loss)		Share in other comprehensive income		Share in total comprehensive income	
	As % of consolid-ated net assets	Amount (₹ in Crore)	As % of consolid ated profit/ (loss)	Amount (₹ in Crore)	As % of consolidat ed OCI	Amount (₹ in Crore)	As % of consolida ted total comprehen sive income	Amount (₹ in Crore)
Parent Company								
Jindal Stainless (Hisar)Limited	80.86	1,836.24	81.54	320.33	(5.79)	(0.79)	78.60	319.54
Subsidiaries: Indian								
Jindal Stainless Steelway Limited	7.67	174.09	8.52	33.49	(1.47)	(0.20)	8.19	33.29
JSL Lifestyle Limited	4.72	107.17	1.77	6.96	(0.39)	(0.05)	1.70	6.91
Green Delhi BQS Limited	(3.07)	(69.73)	5.52	21.70	-	-	5.34	21.70
JSL Media Limited	(1.43)	(32.46)	0.26	1.01	-	-	0.25	1.01
JSL Logistics Limited	0.02	0.51	(0.01)	(0.04)	-	-	(0.01)	(0.04)
Minority Interest in all subsidiaries	**(1.09)**	**(24.84)**	**(2.01)**	**(7.91)**	**0.32**	**0.04**	**(1.94)**	**(7.87)**
Associates (Investment as per equity method)								
J.S.S.Steelitalia Limited	-	-	-	-	-	-	-	-
Jindal Stainless Corporate Management Services Private Limited	0.18	4.04	0.33	1.28	(0.21)	(0.03)	0.31	1.25
Jindal Stainless Limited	28.29	642.52	6.27	24.63	107.59	14.73	9.68	39.36
Consolidation Adjustments/ Elimination	(16.15)	(366.53)	(2.19)	(8.58)	(0.05)	(0.01)	(2.12)	(8.59)
Total	**100.00**	**2,271.01**	**100.00**	**392.87**	**100.00**	**13.69**	**100.00**	**406.56**

51 Capital work-in-progress (CWIP) includes technical know-how and supervision fees, taxes, machinery under installation/in transit, pre-operative expenses and other assets under erection. Details is as under:-

(₹ in Crore)

	For the year ended 31 March 2020	For the year ended 31 March 2019
Opening balance	**92.33**	**66.21**
Add: Additions during the year	136.23	171.33
Less: Capitalisation during the year	121.69	145.21
Closing balance	**106.87**	**92.33**

52 Amount required to be spent towards Corporate Social Responsibility as per the provisions of section 135 of Companies Act, 2013 by the Company during the year is ₹10.23 Crore (₹ 7.00 Crore) and details of amount spent towards Corporate Social Responsibility is as under :

(₹ in Crore)

	For the year ended 31 March 2020	For the year ended 31 March 2019
Promoting education & enhancing vocational skills	4.29	3.78
Promoting gender equality & empowering women	0.47	0.61
Ensuring environment sustainability & ecological balance	0.89	0.80
Eradicating Hunger, Poverty and Malnutrition	-	0.27
Promoting preventive health care	0.57	0.69
Rural development programme	1.31	0.71
Emergencies and relief work	2.20	-
Administration expenditure	0.58	0.41
Total	**10.31**	**7.27**

53 No adjusting or significant non adjusting events have occurred between the reporting date and date of authorization of financial statements.

54 Previous years' figures have been re-arranged and regrouped wherever considered necessary.Figures less than ₹ 50000 have been shown as absolute number. Figures in bracket indicate previous year figures.

55 Note 1 to 55 are annexed to and form integral part of the balance sheet and statement of profit & loss.

The accompanying significant accounting policies and notes form an integral part of these financial statements.

In terms of our report of even date annexed hereto.

For **LODHA & CO.**
Chartered Accountants

(N.K. LODHA)
Partner
Membership No. 85155
FRN 301051E

For **S.S. KOTHARI MEHTA & COMPANY**
Chartered Accountants

(AMIT GOEL)
Partner
Membership No. 500607
FRN 000756N

For and on behalf of the Board of Directors :

ABHYUDAY JINDAL
Managing Director

JAGMOHAN SOOD
Whole Time Director

RAMNIK GUPTA
Chief Financial Officer

BHARTENDU HARIT
Company Secretary

PLACE : New Delhi
DATED : 10 June 2020

FORM AOC-1 (Pursuant to first proviso to sub-section (3) of section 129 read with rule 5 of Companies (Accounts) Rules, 2014)
STATEMENT CONTAINING SALIENT FEATURES OF THE FINANCIAL STATEMENT OF SUBSIDIARIES

FORM AOC-1 (Pursuant to first proviso to sub-section (3) of section 129 read with rule 5 of Companies (Accounts) Rules, 2014)
STATEMENT CONTAINING SALIENT FEATURES OF THE FINANCIAL STATEMENT OF SUBSIDIARIES

(₹ in Crore)

Name of the subsidiary (read with note no.1 (i))	Reporting period	Reporting currency and exchange rate	Share capital	Reserve & surplus	Total assets	Total liabilities	Investment	Turnover	Profit/(loss) before taxation	Provision for taxation	Profit after taxation	Proposed dividend	% of share holding
Jindal Stainless Steelway Limited	31-Mar-20	INR	14.06	160.03	400.62	226.53	9.71	1,728.97	43.51	10.02	33.49	-	100.000%
JSL Lifestyle Limited	31-Mar-20	INR	28.50	78.67	262.81	155.64	0.02	310.19	11.62	4.66	6.96	-	78.700%
Green Delhi BQS Limited	31-Mar-20	INR	0.10	(69.83)	1.29	71.02	-	-	21.70	-	21.70	-	95.090%
JSL Media Limited	31-Mar-20	INR	0.05	(32.51)	4.65	37.11	0.03	-	1.01	-	1.01	-	99.940%
JSL Logistics Limited	31-Mar-20	INR	0.05	0.46	1.09	0.58	-	2.13	(0.03)	0.00	(0.04)	-	100.000%

		Shares of associate held by the company on the year end				Share in total comprehensive income			
Name of associate	Latest audited balance sheet date	No.	Amount of investment in associate (₹ in Crore)	Extend of holding%	Net worth attributable to shareholding as per latest audited balance sheet (₹ in Crore)	Considered in consolidation (₹ in Crore)	Not considered in consolidation (₹ in Crore)	Description of how there is significant influence	Reason why the associate is not consolidated
J.S.S.Steelitalia Limited	31-Mar-20	7713190	7.71	33.00%	-	-	(0.48)	% Holding	NA
Jindal Stainless Corporate Management Services Private Limited	31-Mar-20	5000	0.01	50.00%	4.03	1.26	1.26	% Holding	NA
Jindal Stainless Limited	31-Mar-20	168284309	366.19	34.54%	938.53	39.36	51.49	% Holding	NA

ABHYUDAY JINDAL
Managing Director

JAGMOHAN SOOD
Whole Time Director

RAMNIK GUPTA
Chief Financial Officer

BHARTENDU HARIT
Company Secretary

PLACE : New Delhi
DATED : 10th June 2020

JINDAL STAINLESS (HISAR) LIMITED
(CIN: L27205HR2013PLC049963)
Regd. Office: O.P. Jindal Marg, Hisar — 125 005 (Haryana), India
Phone No. (01662) 222471-83, Fax No. (01662) 220499
Email Id. for Investors: investorcare.jshl@jindalstainless.com
Website: www.jshlstainless.com
Corporate Office: Jindal Centre, 12, Bhikaiji Cama Place, New Delhi — 110 066.

E-COMMUNICATION REGISTRATION FORM

To,

Link Intime India Private Limited
[Unit: Jindal Stainless (Hisar) Limited]
Noble Heights, 1st Floor, Plot NH2,
C-1 Block LSC, Near Savitri Market, Janakpuri,
New Delhi – 110 058
Phone No. (011) 41410592/93/94
Fax No. (011) 41410591
Email : delhi@linkintime.co.in

Green initiative on Corporate Governance

I/we hereby exercise my/our option to receive all communications from the Company such as Notice of General Meeting, Explanatory Statement, Audited Financial Statements, Balance Sheet, Profit & Loss Account, Directors' Report, Auditor's Report etc. in electronic mode pursuant to the "Green Initiative in Corporate Governance" taken by the Ministry of Corporate Affairs vide circular no. 17/2011 dated 21st April, 2011. Please register my e-mail ID as given below, in your records, for sending the communications:

Folio No./ DP ID & Client ID No.:……

Name of 1st Registered Holder:……

Name of Joint Holder(s), if any :……

Registered Address of the Sole/1st Registered Holder:……

No. of Shares held:……

E-mail ID (to be registered):……

Date: …….. Signature :……

Notes:

1) On registration, all communications will be sent to the e-mail ID registered.
2) Shareholders are requested to keep the Company's Registrar - Link Intime India Pvt. Ltd. informed as and when there is any change in the e-mail address.

CORPORATE OFFICE

Jindal Centre
12, Bhikaiji Cama Place,
New Delhi - 110066, India
Phone : +91 - 011 - 26188345 - 60
Fax : +91 - 011 - 26170691, 26161271
Email : info@jindalstainless.com
Websites : www.jindalstainless.com, www.jshlstainless.com

REGISTERED OFFICE

O.P. Jindal Marg
Hisar - 125 005 (Haryana), India
Phone : 01662 - 222471-83
Fax : 01662 - 220499
Email : info.jshl@jindalstainless.com
Email for Investors : investorcare.jshl@jindalstainless.com

MANUFACTURING FACILITIES

HISAR

O.P. Jindal Marg
Hisar - 125 005 (Haryana), India
Phone : 01662 - 222471-83
Fax : 01662 - 220499
Email : info.jshl@jindalstainless.com

KOTHAVALASA

Jindal Nagar, Kothavalasa - 535 183
Dist. Vizianagaram (A.P.), India
Phone : 08966 - 273327, 273254, 273335
Fax : 08966 - 273326
Email : info.visakhapatnam@jindalstainless.com

JSL
JINDAL STAINLESS

Lodha & Co.
Chartered Accountants
12, Bhagat Singh Marg,
New Delhi – 110 001

S. S. Kothari Mehta & Company
Chartered Accountants
Plot No-68, Okhla Industrial Area, Phase III,
New Delhi -110020

Independent Auditor's Review Report on the Quarterly and Year to date Unaudited Standalone Financial Results of the Company Pursuant to the Regulation 33 of the SEBI (Listing Obligations and Disclosure Requirements) Regulations, 2015, as amended

To

The Board of Directors of
JINDAL STAINLESS (HISAR) LIMITED

1. We have reviewed the accompanying statement of unaudited standalone financial results of JINDAL STAINLESS (HISAR) LIMITED ('the Company') for the quarter ended 30th September, 2020 ("the Statement") and year to date results for the period from 1st April, 2020 to 30th September, 2020 ("the Statement"), attached herewith, being submitted by the Company pursuant to the requirements of Regulation 33 of the SEBI (Listing Obligations and Disclosure Requirements) Regulations, 2015, as amended ("the Regulations").

2. This Statement, which is the responsibility of the Company's management and approved by the Company's Board of Directors, has been prepared in accordance with the recognition and measurement principles laid down in Indian Accounting Standard 34 (Ind AS-34), "Interim Financial Reporting" prescribed under Section 133 of the Companies Act, 2013 read with Rule 3 of Companies (Indian Accounting Standards) Rules, 2015 (as amended) , read with relevant rules issued thereunder and other accounting principles generally accepted in India. Our responsibility is to issue a report on the Statement based on our review.

3. We conducted our review in accordance with the Standard on Review Engagements (SRE 2410) "Review of Interim financial information performed by the Independent Auditor of the Entity", issued by the Institute of Chartered Accountants of India. This standard requires that we plan and perform the review to obtain moderate assurance as to whether the statement is free of material misstatement. A review is limited primarily to inquiries of the Company personnel and analytical procedures applied to financial data and thus provide less assurance than an audit. We have not performed an audit and accordingly, we do not express an audit opinion.

4. Based on our review conducted as above and based on the consideration of review report of other auditor referred to in paragraph 5 below, nothing has come to our attention that causes us to believe that the accompanying Statement , prepared in all material respects in accordance with the applicable Indian Accounting Standards ('Ind AS') prescribed under Section 133 of the Companies Act, 2013 read with relevant rules issued thereunder and other recognised accounting practices and policies generally accepted in India, has not disclosed the information required to be disclosed in terms of the Regulations, including the manner in which it is to be disclosed, or that it contains any material misstatement.

Certified to be True
For Jindal Stainless (Hisar) Limited
Company Secretary

5. Other matter

We did not review the financial results/information of Company's branch at Kothavalasa in Vizianagaram district, Andhra Pradesh included in the Statement, whose interim financial results/ information reflect total assets of Rs. 52.24 crore as at 30th September, 2020 and total revenues of Rs. 0.11 crore and Rs. 5.95 crore, total net profit/ (Loss) after tax of Rs. (1.01) crore and Rs. (4.67) crores, total comprehensive income/ (Loss) of Rs. (0.99) crore and Rs. (4.65) crore for the quarter ended 30th September, 2020 and for the period from 1st April, 2020 to 30th September, 2020 respectively as considered in the unaudited standalone financial results. The interim financial results/ information of the branch have been reviewed by branch auditors whose report has been furnished to us by the management, and our conclusion in so far as it relates to the amounts and disclosures included in respect of the Branch, is based solely on the report of such Branch auditor.

Our conclusion on the Statement is not modified in respect of above matter.

For LODHA & CO.
Chartered Accountants
Firm's Registration No. 301051E

GAURAV LODHA
Digitally signed by GAURAV LODHA
Date: 2020.11.04 16:21:28 +05'30'

(GAURAV LODHA)
Partner
Membership No: 507462
Place: New Delhi
Date: 4th November 2020
UDIN : 20507462AAAAZP5011

For S.S. KOTHARI MEHTA & COMPANY
Chartered Accountants
Firm's Registration No. 000756N

AMIT GOEL
Digitally signed by AMIT GOEL
DN: cn=AMIT GOEL c=IN o=Personal
Reason: I am the author of this document
Location:
Date: 2020-11-04 16:45+05:30

(AMIT GOEL)
Partner
Membership No.: 500607
Place: New Delhi
Date: 4th November 2020
UDIN : 20500607AAAAKK7305

Jindal Stainless (Hisar) Limited

Lodha & Co.
Chartered Accountants
12, Bhagat Singh Marg,
New Delhi – 110 001

S. S. Kothari Mehta & Company
Chartered Accountants
Plot No-68, Okhla Industrial Area, Phase III,
New Delhi -110020

Independent Auditor's Review Report on the Quarterly and Year to date Unaudited Consolidated Financial Results of the Company Pursuant to the Regulation 33 of the SEBI (Listing Obligations and Disclosure Requirements) Regulations, 2015, as amended

To

The Board of Directors of
JINDAL STAINLESS (HISAR) LIMITED

1. We have reviewed the accompanying statement of unaudited consolidated financial results of JINDAL STAINLESS (HISAR) LIMITED ("the Parent"), its subsidiaries (the Parent and its subsidiaries together referred to as 'the Group'), and its share of the net profit/(Loss) after tax and total comprehensive income of its associates for the quarter ended 30th September, 2020 and year to date results for the period from 1st April, 2020 to 30th September, 2020 (the "Statement") attached herewith, being submitted by the Parent pursuant to the requirements of Regulation 33 of the SEBI (Listing Obligations and Disclosure Requirements) Regulations, 2015, as amended ('the Regulations').

2. This Statement, which is the responsibility of the Parent's Management and approved by the Parent's Board of Directors, has been prepared in accordance with the recognition and measurement principles laid down in Indian Accounting Standard 34, (Ind AS 34) "Interim Financial Reporting" prescribed under Section 133 of the Companies Act, 2013 as amended, read with relevant rules issued thereunder and other accounting principles generally accepted in India. Our responsibility is to issue a report on the Statement based on our review.

3. We conducted our review of the Statement in accordance with the Standard on Review Engagements (SRE) 2410, "Review of Interim Financial Information Performed by the Independent Auditor of the Entity" issued by the Institute of Chartered Accountants of India. A review of interim financial information consists of making enquiries, primarily of persons responsible for financial and accounting matters, and applying analytical and other review procedures. A review is substantially less in scope than an audit conducted in accordance with Standards on Auditing and consequently does not enable us to obtain assurance that we would become aware of all significant matters that might be identified in an audit. Accordingly, we do not express an audit opinion. We also performed procedures in accordance with the Circular No. CIR/CFD/CMD1/44/2019 dated 29th March, 2019 issued by the Securities and Exchange Board of India under Regulation 33(8) of the Regulations, to the extent applicable.

4. The Statement includes the results of the following entities:

   Subsidiary companies

   i. Jindal Stainless Steelway Limited
   ii. JSL Lifestyle Limited
   iii. JSL Logistics Limited
   iv. Green Delhi BQS Limited
   v. JSL Media Limited

Jindal Stainless (Hisar) Limited

AMIT GOEL

Digitally signed by AMIT GOEL
DN: cn=AMIT GOEL c=IN
o=Personal
Reason: I am the author of this document
Location:
Date: 2020-11-04 16:38+05:30

Associates

i. J.S.S. Steelitalia Limited
ii. Jindal Stainless Limited
iii. Jindal Stainless Corporate Management Services Private Limited

5. Based on our review conducted and procedures performed as stated in paragraph 3 above, and based on the consideration of review report of other auditor referred to in paragraph 6 below, nothing has come to our attention that causes us to believe that the accompanying Statement, prepared in accordance with recognition and measurement principles laid down in the aforesaid Indian Accounting Standards specified under Section 133 of the Companies Act, 2013, as amended, read with relevant rules issued thereunder and other accounting principles generally accepted in India, has not disclosed the information required to be disclosed in terms of the Regulations, including the manner in which it is to be disclosed, or that it contains any material misstatement.

6. Other matters

i) We did not review the financial results/information of Company's branch at Kothavalasa in Vizianagaram district, Andhra Pradesh included in the Statement, whose interim financial results/ information reflect total assets of Rs. 52.24 crores as at 30th September, 2020 and total revenues of Rs. 0.11 crores and Rs. 5.95 crores, total net profit/ (Loss) after tax of Rs. (1.01) crores and Rs. (4.67) crores, total comprehensive income/ (Loss) of Rs. (0.99) crores and Rs. (4.65) crores for the quarter ended 30th September, 2020 and for the period from 1st April, 2020 to 30th September, 2020 respectively as considered in the unaudited consolidated financial results. The interim financial results/ information of the branch have been reviewed by branch auditors whose report has been furnished to us by the management, and our conclusion in so far as it relates to the amounts and disclosures included in respect of the Branch, is based solely on the report of such Branch auditor and the procedures performed by us as stated in paragraph 3 above.

ii) We did not review the interim financial results and other financial information in respect of three (3) subsidiaries, namely, JSL Lifestyle Limited, JSL Media Limited and Green Delhi BQS Limited; included in the consolidated financial results, whose interim financial results/information reflect total assets of Rs. 244.66 crores as at 30th September, 2020 and total revenues of Rs. 95.43 crores and Rs. 123.26 crores, total net profit/ (loss) after tax of Rs. 7.80 crores and Rs. 2.15 crores, total comprehensive income/ (Loss) of Rs. 7.79 crores and Rs. 2.12 crores for the quarter ended 30th September, 2020 and for the period from 1st April, 2020 to 30th September, 2020 respectively and cash flows (net) of Rs. (0.47) crores for the period from 1st April, 2020 to 30th September, 2020. We did not review the interim financial results and other financial information in respect of two (2) associate entities namely Jindal Stainless Corporate Management Services Private Limited and Jindal Stainless Limited, which reflects Group's share of net profit/ (Loss) after tax of Rs. 26.94 crores and Rs. (13.34) crores and total comprehensive income/ (Loss) of Rs. 30.63 crores and Rs. (9.47) crores for the quarter ended 30th September, 2020 and for the period from 1st April, 2020 to 30th September, 2020 respectively. These interim financial results/ information have been reviewed by other auditors whose reports have been furnished to us by the management and our report on the statement, in so far as it relates to the amounts and disclosures included in respect of these subsidiaries/associates, is based solely on the reports of other auditors and the procedures performed by us as stated in paragraph 3 above.

AMIT GOEL

Digitally signed by AMIT GOEL
DN: cn=AMIT GOEL c=IN
o=Personal
Reason: I am the author of this document
Location:
Date: 2020-11-04 16:38+05:30

Jindal Stainless (Hisar) Limited

iii) We did not review the interim financial results and other financial information in respect of one (1) associate entity namely J.S.S. Steelitalia Limited (having accumulated losses), which reflects Group's share of net profit after tax of Rs. Nil and total comprehensive income of Rs. Nil for the quarter ended 30th September, 2020 and for the period from 1st April, 2020 to 30th September, 2020 respectively. The financial results/ information have not been reviewed by their auditors and have been provided (unaudited and as certified by the management) to us by the management.

iv) Financial results/ information of two (2) subsidiaries, namely, Jindal Stainless Steelway Limited and JSL Logistics Limited; whose interim financial results/ information reflect total asset of Rs. 492.28 crores and total revenues of Rs. 484.20 crores and Rs. 653.91 crores, total net profit after tax of Rs. 19.00 crores and Rs. 19.07 crores and total comprehensive income of Rs. 19.00 crores and Rs. 19.07 crores for the quarter ended 30th September, 2020 and for the period from 1st April, 2020 to 30th September, 2020 respectively and cash flows (net) of Rs. 0.13 crores for the period from 1st April, 2020 to 30th September, 2020, have been reviewed by one of the joint auditors of the Parent.

Our conclusion on the Statement is not modified in respect of the above matters.

For LODHA & CO.
Chartered Accountants
Firm's Registration No. 301051E

GAURAV LODHA Digitally signed by GAURAV LODHA Date: 2020.11.04 16:22:07 +05'30'

(GAURAV LODHA)
Partner
Membership No: 507462
Place: New Delhi
Date: 4th November 2020
UDIN : 20507462AAAAZQ2506

For S.S. KOTHARI MEHTA & COMPANY
Chartered Accountants
Firm's Registration No. 000756N

AMIT GOEL Digitally signed by AMIT GOEL DN: cn=AMIT GOEL c=IN o=Personal Reason: I am the author of this document Location: Date: 2020-11-04 16:38+05:30

(AMIT GOEL)
Partner
Membership No.: 500607
Place: New Delhi
Date: 4th November 2020
UDIN : 20500607AAAAKL6871

Jindal Stainless (Hisar) Limited

JINDAL STAINLESS (HISAR) LIMITED

CIN: L27205HR2013PLC049963

Regd. Office: O.P.Jindal Marg, Hisar-125 005 (Haryana)

Ph. No. (01662) 222471-83, Fax No. (01662) 220499, Email Id. for Investors: investorcare.jshl@jindalstainless.com, Website: www.jshlstainless.com

UNAUDITED STANDALONE AND CONSOLIDATED FINANCIAL RESULTS FOR THE QUARTER AND HALF YEAR ENDED 30 SEPTEMBER 2020

(₹ in crore except per share data)

Sr. No.	Particulars	Standalone						Consolidated					
		For the quarter ended			For the half year ended		For the year ended	For the quarter ended			For the half year ended		For the year ended
		30 Sept 2020	30 June 2020	30 Sept 2019	30 Sept 2020	30 Sept 2019	31 March 2020	30 Sept 2020	30 June 2020	30 Sept 2019	30 Sept 2020	30 Sept 2019	31 March 2020
		Unaudited	Unaudited	Unaudited	Unaudited	Unaudited	Audited	Unaudited	Unaudited	Unaudited	Unaudited	Unaudited	Audited
I	Revenue from operations	2,076.42	742.85	1,970.73	2,819.27	4,118.01	8,339.69	2,298.46	852.41	2,276.46	3,150.87	4,648.81	9,379.00
II	Other income	23.81	23.27	25.69	47.08	50.77	97.88	30.46	24.97	26.99	55.43	53.31	132.86
III	**Total income**	**2,100.23**	**766.12**	**1,996.42**	**2,866.35**	**4,168.78**	**8,437.57**	**2,328.92**	**877.38**	**2,303.45**	**3,206.30**	**4,702.12**	**9,511.86**
IV	**Expenses**												
	Cost of material consumed	1,441.95	376.88	1,195.37	1,818.83	2,693.58	5,312.74	1,564.67	433.32	1,426.94	1,997.99	3,065.49	5,985.27
	Purchase of stock in trade	6.82	45.82	-	52.64	-	179.36	27.53	58.92	16.92	86.45	36.27	248.36
	Changes in inventories of finished goods, stock in trade and work in progress	(69.35)	82.10	50.59	12.75	(72.39)	(1.50)	(79.60)	92.41	42.64	12.81	(72.10)	51.60
	Employee benefits expense	44.24	31.83	45.71	76.07	90.99	184.03	56.53	40.42	58.37	96.95	116.62	235.21
	Finance costs	64.54	68.23	76.25	132.77	156.34	303.64	68.74	72.76	84.93	141.50	170.14	322.77
	Depreciation and amortisation expense	68.33	65.71	68.28	134.04	134.00	273.16	73.87	72.46	73.77	146.33	143.82	294.58
	Stores and spares consumed	122.53	37.22	129.68	159.75	284.20	527.63	127.63	38.92	133.52	166.55	291.19	544.64
	Power & fuel	163.80	62.52	183.33	226.32	390.26	761.54	166.01	63.35	185.11	229.36	393.74	768.46
	Other expenditure	118.33	66.78	124.75	185.11	253.00	514.12	144.41	82.28	144.87	226.69	296.87	610.29
	Total expenses	**1,961.19**	**837.09**	**1,873.96**	**2,798.28**	**3,929.98**	**8,054.72**	**2,149.79**	**954.84**	**2,167.07**	**3,104.63**	**4,442.04**	**9,061.18**
V	**Profit/(loss) before exceptional items, share of net profit/(loss) from associates and tax**	**139.04**	**(70.97)**	**122.46**	**68.07**	**238.80**	**382.85**	**179.13**	**(77.46)**	**136.38**	**101.67**	**260.08**	**450.68**
VI	Share of net profit/(loss) from associates - equity method							26.93	(40.27)	13.47	(13.34)	30.16	25.92
VII	Exceptional items - gain *(net; refer note no 3)*	9.96	5.44	4.16	15.40	15.46	18.71	10.33	5.57	4.20	15.90	15.40	20.09
VIII	**Profit/(loss) after exceptional items but before tax**	**149.00**	**(65.53)**	**126.62**	**83.47**	**254.26**	**401.56**	**216.39**	**(112.16)**	**154.05**	**104.23**	**305.64**	**496.69**
IX	**Tax expense**												
	Current tax	47.88	-	43.32	47.88	85.40	125.41	55.02	0.51	47.93	55.53	91.88	138.57
	Deferred tax	(10.14)	(15.81)	1.07	(25.95)	2.63	(44.24)	(7.27)	(18.78)	1.22	(26.05)	3.37	(43.25)
	Taxes in relation to earlier years	-	-	-	-	-	0.06	-	-	(0.20)	-	-	0.59
X	**Profit/(loss) for the period**	**111.26**	**(49.72)**	**82.23**	**61.54**	**166.23**	**320.33**	**168.64**	**(93.89)**	**105.10**	**74.75**	**210.39**	**400.78**
XI	**Other comprehensive income**												
	Items that will not be reclassified to profit / (loss)	(0.21)	(0.30)	(0.38)	(0.51)	(0.76)	(1.06)	(0.23)	(0.32)	(0.42)	(0.55)	(0.80)	(1.40)
	Income tax effect on above	0.06	0.07	0.13	0.13	0.26	0.27	0.06	0.08	0.15	0.14	0.28	0.35
	Share in associates (other comprehensive income)							3.70	0.17	0.19	3.87	1.33	14.70
	Total other comprehensive income	**(0.15)**	**(0.23)**	**(0.25)**	**(0.38)**	**(0.50)**	**(0.79)**	**3.53**	**(0.07)**	**(0.08)**	**3.46**	**0.81**	**13.65**
XII	**Total comprehensive income for the period (comprising profit/(loss) and other comprehensive income for the period)**	**111.11**	**(49.95)**	**81.98**	**61.16**	**165.73**	**319.54**	**172.17**	**(93.96)**	**105.02**	**78.21**	**211.20**	**414.43**
XIII	**Profit/(loss) attributable to :**												
	Owners of the holding company							166.98	(92.69)	102.89	74.29	207.57	392.87
	Non - controlling interests							1.66	(1.20)	2.21	0.46	2.82	7.91
								168.64	**(93.89)**	**105.10**	**74.75**	**210.39**	**400.78**
	Other comprehensive income attributable to :												
	Owners of the holding company							3.53	(0.07)	(0.07)	3.46	0.82	13.69
	Non - controlling interests							-	-	(0.01)	-	(0.01)	(0.04)
								3.53	**(0.07)**	**(0.08)**	**3.46**	**0.81**	**13.65**
	Total comprehensive income attributable to :												
	Owners of the holding company							170.51	(92.76)	102.82	77.75	208.39	406.56
	Non - controlling interests							1.66	(1.20)	2.20	0.46	2.81	7.87
								172.17	**(93.96)**	**105.02**	**78.21**	**211.20**	**414.43**
XIV	Paid-up equity share capital (face value of ₹ 2/- each)	47.19	47.19	47.19	47.19	47.19	47.19	47.19	47.19	47.19	47.19	47.19	47.19
XV	Other equity						1,789.06						2,223.82
XVI	Earning per share (EPS) (face value of ₹ 2/- each)												
	a) - Basic	4.72	(2.11)	3.49	2.61	7.05	13.58	7.08	(3.93)	4.36	3.15	8.80	16.65
	b) - Diluted	4.72	(2.11)	3.49	2.61	7.05	13.58	7.08	(3.93)	4.36	3.15	8.80	16.65
	(EPS for the period not annualised)												

Jindal Stainless (Hisar) Limited

JINDAL STAINLESS

JINDAL STAINLESS (HISAR) LIMITED

UNAUDITED STANDALONE AND CONSOLIDATED STATEMENT OF ASSETS AND LIABILITIES

(₹ in crore)

Sr. No.	Particulars	Standalone		Consolidated	
		As at		As at	
		30 Sept 2020 Unaudited	31 March 2020 Audited	30 Sept 2020 Unaudited	31 March 2020 Audited
	ASSETS				
1	**Non-current assets**				
	Property, plant and equipment	1,784.69	1,867.38	1,915.19	2,006.32
	Capital work-in-progress	142.28	105.50	162.15	106.87
	Goodwill	10.34	10.34	86.25	86.25
	Other intangible asset	15.50	13.35	17.53	15.77
	Investments in associates - equity method			637.10	646.57
	Financial assets				
	Investments	416.77	416.77	-	-
	Loans	934.86	934.86	900.00	900.00
	Other financial assets	29.61	29.61	34.15	34.16
	Deferred tax assets (net)	-	-	-	0.09
	Other non-current assets	24.70	28.87	25.71	31.41
2	**Current assets**				
	Inventories	1,323.37	1,356.16	1,551.40	1,554.01
	Financial assets				
	Trade receivables	677.49	679.82	785.65	746.81
	Cash and cash equivalents	0.58	18.52	1.32	19.60
	Bank balances other than above	0.27	0.26	15.10	14.20
	Others financial assets	233.96	218.26	255.30	241.88
	Current tax assets (net)	-	-	0.43	0.81
	Other current assets	257.55	118.93	314.86	179.12
	Total Assets	**5,851.97**	**5,798.63**	**6,702.14**	**6,583.87**
	EQUITY AND LIABILITIES				
	EQUITY				
	Equity share capital	47.19	47.19	47.19	47.19
	Other equity	1,850.22	1,789.06	2,301.57	2,223.82
	Non controlling interest			25.30	24.84
	LIABILITIES				
1	**Non-current liabilities**				
	Financial liabilities				
	Borrowings	1,752.90	1,799.03	1,785.89	1,828.64
	Other financial liabilities	9.50	10.03	17.47	18.23
	Provisions	18.28	15.19	24.34	20.87
	Deferred tax liabilities (Net)	8.90	34.99	11.43	37.71
2	**Current liabilities**				
	Financial liabilities				
	Borrowings	191.39	89.94	304.10	218.53
	Trade payables				
	Total outstanding dues of micro and small enterprises	43.24	49.33	48.09	50.43
	Total outstanding dues of creditors other than micro and small enterprises	1,097.44	1,285.17	1,242.85	1,383.86
	Other financial liabilities	553.52	439.17	597.26	469.21
	Other current liabilities	225.37	233.10	239.09	252.51
	Provisions	2.94	2.66	3.38	3.07
	Current tax liabilities (net)	51.08	3.77	54.18	4.96
	Total Equity and Liabilities	**5,851.97**	**5,798.63**	**6,702.14**	**6,583.87**

Jindal Stainless (Hisar) Limited

JINDAL STAINLESS

JINDAL STAINLESS (HISAR) LIMITED

UNAUDITED STANDALONE AND CONSOLIDATED STATEMENT OF CASH FLOWS

(₹ in crore)

Sr. No.	Particulars	Standalone		Consolidated	
		For the half year ended		For the half year ended	
		30 Sept 2020 Unaudited	30 Sept 2019 Unaudited	30 Sept 2020 Unaudited	30 Sept 2019 Unaudited
A	**Cash flow from operating activities**				
	Profit before tax	**83.47**	**254.26**	**104.23**	**305.64**
	Adjustment for:				
	Depreciation and amortisation expenses	134.04	134.00	146.33	143.82
	Allowance for expected credit losses/ bad debts (net)	5.03	2.65	10.14	(0.47)
	Effect of unrealised foreign exchange gain	(8.27)	0.90	(8.66)	0.90
	Mark to market of derivatives contract (gain)/loss	(12.78)	2.95	(12.78)	2.95
	Share of profit from associates	-	-	13.34	(30.16)
	Finance costs	132.77	156.34	141.50	170.14
	Interest income	(45.94)	(49.85)	(51.88)	(50.17)
	Re-measurements of the net defined benefit Plans	(0.51)	(0.76)	3.32	0.53
	Loss on sale/discard of property, plant & equipment (net)	0.01	0.10	0.01	0.11
	Operating profit before working capital changes	**287.82**	**500.59**	**345.55**	**543.29**
	Movement in working capital :				
	(Increase) / decrease in inventories	32.79	(76.99)	2.61	(108.14)
	(Increase) / decrease in trade receivables	3.38	(1.43)	(42.73)	(27.83)
	(Increase) / decrease in loans & advances and other assets	(108.93)	38.69	(98.63)	15.75
	Increase / (decrease) in liabilities and provisions	(157.74)	(268.95)	(104.46)	(170.33)
	Cash inflow from operating activities	**57.32**	**191.91**	**102.34**	**252.74**
	Income tax paid (net)	(0.58)	(41.29)	(5.93)	(49.99)
	Net cash inflow from operating activities	**56.74**	**150.62**	**96.41**	**202.75**
B	**Cash flow from investing activities**				
	Purchase of property, plant & equipment and intangible assets	(72.11)	(121.92)	(92.49)	(141.26)
	Sales proceeds of property, plant & equipment sold	2.93	2.80	2.93	(0.11)
	Interest received	0.54	5.16	1.32	5.77
	Bank deposits encashed/(made)	-	(0.36)	(0.90)	(1.11)
	Net cash outflow from investing activities	**(68.64)**	**(114.32)**	**(89.14)**	**(136.71)**
C	**Cash flow from financing activities**				
	Interest and finance charges paid	(50.05)	(155.44)	(59.20)	(169.15)
	Payment of lease liability	(0.46)	-	(2.72)	-
	Repayment of long term borrowings	(56.98)	(107.37)	(49.40)	(124.45)
	Proceeds/(repayment) of short term borrowings (net)	101.45	210.84	85.77	212.53
	Net cash outflow from financing activities	**(6.04)**	**(51.97)**	**(25.55)**	**(81.07)**
	Net changes in cash & cash equivalents	**(17.94)**	**(15.67)**	**(18.28)**	**(15.03)**
	Cash & cash equivalents (closing balance)	0.58	2.25	1.32	3.59
	Cash & cash equivalents (opening balance)	18.52	17.92	19.60	18.62
	Net changes in cash & cash equivalents	**(17.94)**	**(15.67)**	**(18.28)**	**(15.03)**

Certified to be True
For Jindal Stainless (Hisar) Limited

Company Secretary

Jindal Stainless (Hisar) Limited

JINDAL STAINLESS

JINDAL STAINLESS (HISAR) LIMITED

Notes:

1 The financial results of the company for the quarter and half year ended 30 September 2020 have been reviewed by the audit committee and approved by the board of directors at their respective meetings held on 04 November 2020 and the limited review of the same has been carried out by the auditors.

2 These results have been prepared in accordance with the Companies (Indian Accounting Standards) Rules, 2015 (Ind AS) prescribed under section 133 of the Companies Act 2013 and other recognized accounting practices and policies to the extent applicable.

3 Exceptional items represent net foreign exchange gain of all period presented.

4 As the company's business activity falls within a single primary business segment viz. 'stainless steel', the disclosure requirement of Accounting Standard (Ind AS 108) on "Operating Segment" is not applicable.

5 Outbreak of Covid-19 has disturbed the economic activity through interruption in manufacturing process, disruption in supply chain, etc. for the Company during the half year ended 30 September 2020. The Company has taken steps to scale up its operations and has made assessment of likely adverse impact on economic environment in general, and financial risk on account of Covid-19 on carrying value of its assets and operations of the Company in preparation of these financial results. In assessing the overall impact, the Company has considered internal and external factors known to the management upto the date of these financial results. The management has estimated its future cash flows which indicates no major change in the financial performance in long term as estimated prior to Covid-19 impact. Further, the Company believes that this Pandemic may not have significant adverse impact on the long term operations and performance of the Company.

6 The consolidated financial results for the quarter and half year ended 30 September 2020 includes the following entities :

Subsidiaries : Jindal Stainless Steelway Limited, JSL Lifestyle Limited, JSL Logistics Limited, Green Delhi BQS Limited, JSL Media Limited
Associates : J.S.S. Steelitalia Limited, Jindal Stainless Limited, Jindal Stainless Corporate Management Services Pvt Limited.

By Order of the Board of Directors
For **Jindal Stainless (Hisar) Limited**

ABHYUDAY JINDAL

Abhyuday Jindal
Managing Director

Place: Hisar
Date: 04 November 2020

GAURAV LODHA Digitally signed by GAURAV LODHA Date: 2020.11.04 16:23:41 +05'30'

AMIT GOEL Digitally signed by AMIT GOEL DN: cn=AMIT GOEL c=IN o=Personal Reason: I am the author of this document Location: Date: 2020-11-04 16:46+05:30

Certified to be True
For Jindal Stainless (Hisar) Limited

Company Secretary

INDEPENDENT AUDITOR'S REPORT

To The Members of
JSL Lifestyle Limited

Report on the Financial Statements

Opinion

We have audited the accompanying financial statements of **JSL Lifestyle Limited** ("the Company"), which comprise the Balance Sheet as at March 31, 2020, the Statement of Profit and Loss (including other comprehensive income), the Statement of changes in equity and the Statement of Cash Flows for the year then ended, and notes to the financial statements, including a summary of the significant accounting policies and other explanatory information.

In our opinion and to the best of our information and according to the explanations given to us, the aforesaid financial statements give the information required by the Companies Act, 2013 ('the Act') in the manner so required and give a true and fair view in conformity with the accounting principles generally accepted in India, of the state of affairs of the Company as at March 31, 2020, the profit, changes in equity and its cash flows for the year ended on that date.

Basis for Opinion

We conducted our audit in accordance with the Standards on Auditing (SAs) specified under section 143(10) of the Act. Our responsibilities under those Standards are further described in the *Auditor's Responsibilities for the Audit of the Financial Statements* section of our report. We are independent of the Company in accordance with the *Code of Ethics* issued by the Institute of Chartered Accountants of India together with the ethical requirements that are relevant to our audit of the financial statements under the provisions of the Act and the Rules made thereunder, and we have fulfilled our other ethical responsibilities in accordance with these requirements and the Code of Ethics. We believe that the audit evidence we have obtained is sufficient and appropriate to provide a basis for our opinion.

Information Other than the Financial Statements and Auditor's Report Thereon

The Company's Board of Directors is responsible for the other information. The other information comprises the information included in the Company's Annual Report, but does not include the financial statements and our auditor's report thereon.

Our opinion on the financial statements does not cover the other information and we do not express any form of assurance conclusion thereon.

In connection with our audit of the financial statements, our responsibility is to read the other information and, in doing so, consider whether the other information is materially inconsistent with the financial statements or our knowledge obtained in the audit or otherwise appears to be materially misstated. If, based on the work we have performed, we conclude that there is a material misstatement of this other information, we are required to report that fact. We have nothing to report in this regard.



13, COMMUNITY CENTRE, EAST OF KAILASH, NEW DELHI-110065. PHONES : 26472557, 26419079, 26218274
FAX : 91-11-26219491 Email : client@doogar.com, admin@doogar.com
website : www.doogar.com

Responsibility of Management for the Financial Statements

The Company's Board of Directors is responsible for the matters stated in section 134(5) of the Act with respect to the preparation of these financial statements that give a true and fair view of the financial position, financial performance, changes in equity and cash flows of the Company in accordance with the accounting principles generally accepted in India, including the Accounting Standards specified under section 133 of the Act. This responsibility also includes maintenance of adequate accounting records in accordance with the provisions of the Act for safeguarding of the assets of the Company and for preventing and detecting frauds and other irregularities; selection and application of appropriate accounting policies; making judgments and estimates that are reasonable and prudent; and design, implementation and maintenance of adequate internal financial controls, that were operating effectively for ensuring the accuracy and completeness of the accounting records, relevant to the preparation and presentation of the financial statement that give a true and fair view and are free from material misstatement, whether due to fraud or error.

In preparing the financial statements, management is responsible for assessing the Company's ability to continue as a going concern, disclosing, as applicable, matters related to going concern and using the going concern basis of accounting unless management either intends to liquidate the Company or to cease operations, or has no realistic alternative but to do so.

Those Board of Directors are also responsible for overseeing the company's financial reporting process.

Auditor's Responsibility for the Audit of the Financial Statements

Our objectives are to obtain reasonable assurance about whether the financial statements as a whole are free from material misstatement, whether due to fraud or error, and to issue an auditor's report that includes our opinion. Reasonable assurance is a high level of assurance, but is not a guarantee that an audit conducted in accordance with SAs will always detect a material misstatement when it exists. Misstatements can arise from fraud or error and are considered material if, individually or in the aggregate, they could reasonably be expected to influence the economic decisions of users taken on the basis of these financial statements.

As part of an audit in accordance with SAs, we exercise professional judgment and maintain professional skepticism throughout the audit. We also:

- Identify and assess the risks of material misstatement of the financial statements, whether due to fraud or error, design and perform audit procedures responsive to those risks, and obtain audit evidence that is sufficient and appropriate to provide a basis for our opinion. The risk of not detecting a material misstatement resulting from fraud is higher than for one resulting from error, as fraud may involve collusion, forgery, intentional omissions, misrepresentations, or the override of internal control.

- Obtain an understanding of internal financial controls relevant to the audit in order to design audit procedures that are appropriate in the circumstances. Under section 143(3)(i) of the Act, we are also responsible for expressing our opinion on whether the Company has adequate internal financial controls system in place and the operating effectiveness of such controls.

- Evaluate the appropriateness of accounting policies used and the reasonableness of accounting estimates and related disclosures made by management.



- Conclude on the appropriateness of management's use of the going concern basis of accounting and, based on the audit evidence obtained, whether a material uncertainty exists related to events or conditions that may cast significant doubt on the Company's ability to continue as a going concern. If we conclude that a material uncertainty exists, we are required to draw attention in our auditor's report to the related disclosures in the financial statements or, if such disclosures are inadequate, to modify our opinion. Our conclusions are based on the audit evidence obtained up to the date of our auditor's report. However, future events or conditions may cause the Company to cease to continue as a going concern.

- Evaluate the overall presentation, structure and content of the financial statements, including the disclosures, and whether the financial statements represent the underlying transactions and events in a manner that achieves fair presentation.

We communicate with those charged with governance regarding, among other matters, the planned scope and timing of the audit and significant audit findings, including any significant deficiencies in internal control that we identify during our audit.

We also provide those charged with governance with a statement that we have complied with relevant ethical requirements regarding independence, and to communicate with them all relationships and other matters that may reasonably be thought to bear on our independence, and where applicable, related safeguards.

From the matters communicated with those charged with governance, we determine those matters that were of most significance in the audit of the financial statements of the current period and are therefore the key audit matters. We describe these matters in our auditor's report unless law or regulation precludes public disclosure about the matter or when, in extremely rare circumstances, we determine that a matter should not be communicated in our report because the adverse consequences of doing so would reasonably be expected to outweigh the public interest benefits of such communication.

Report on Other Legal and Regulatory Requirements

1. As required by the Companies (Auditor's Report) Order, 2016 ("the Order"), issued by the Central Government of India in terms of sub-section (11) of section 143 of the Act, we give in the **"Annexure A"** a statement on the matters specified in paragraphs 3 and 4 of the Order, to the extent applicable.

2. As required by Section 143(3) of the Act, we report that:

   a) We have sought and obtained all the information and explanations which to the best of our knowledge and belief were necessary for the purposes of our audit.

   b) In our opinion, proper books of account as required by law have been kept by the Company so far as it appears from our examination of those books.

   c) The Balance Sheet, the Statement of Profit and Loss (including other comprehensive income), the Statement of Cash Flows and the Statement of Changes in Equity dealt with by this report are in agreement with the relevant books of account.

   d) In our opinion, the aforesaid financial statements comply with the Indian Accounting Standards specified under Section 133 of the Act, read with Rule 7 of the Companies (Accounts) Rules, 2014.



e) On the basis of the written representations received from the directors as on March 31, 2020 taken on record by the Board of Directors, none of the directors is disqualified as on March 31, 2020 from being appointed as a director in terms of Section 164(2) of the Act.

f) With respect to the adequacy of the internal financial controls over financial reporting of the Company and the operating effectiveness of such controls, refer to our separate report in **"Annexure-B"**.

g) With respect to the other matters to be included in the Auditor's Report in accordance with the requirements of section 197(16) of the Act, as amended:

In our opinion and to the best of our information and according to the explanations given to us, the remuneration paid by the Company to its directors during the year is in accordance with the provisions of section 197 read with Schedule V of the Act.

h) With respect to the other matters to be included in the Auditor's Report in accordance with Rule 11 of the Companies (Audit and Auditors) Rules, 2014, as amended, in our opinion and to the best of our information and according to the explanations given to us:

i. The Company has disclosed the impact of pending litigations on its financial position in its financial statements – Refer note 35 to the financial statements.

ii. The Company did not have any long-term contracts including derivative contracts for which there were any material foreseeable losses;

iii. There were no amounts required to be transferred to the Investor Education and Protection Fund by the Company;

For **Doogar & Associates**
Chartered Accountants
Firm Registration No. 000561N

DOOGAR & ASSOCIATES FRN 000561N New Delhi Chartered Accountants

Vardhman Doogar
Partner
Membership No. 517347

UDIN: - 20517347AAAAGN6004

Date: 8th June 2020
Place: Gurugram

Annexure "A" to the Independent Auditor's Report

(Referred to in paragraph 1 under 'Report on Other Legal and Regulatory Requirements' section of our report of even date)

i. In respect of the Company's fixed assets: -

a. The Company has maintained proper records showing full particulars, including quantitative details and situation of fixed assets.

b. The Company has a program of verification to cover all the items of fixed assets in a phased manner which, in our opinion, is reasonable having regard to the size of the Company and the nature of its assets. Pursuant to the program, certain property, plant and equipment were physically verified by the management during the year. According to the information and explanations given to us, no material discrepancies were noticed on such verification.

c. According to the information and explanations given to us and on the basis of our examination of the records of the Company, the title deeds of immovable properties are held in the name of the Company.

ii. The inventories were physically verified during the year by the management at reasonable intervals, except for inventories lying with third parties where confirmations have been received by the management, and discrepancies noticed, if any during the physical verification were accounted for in the books of account.

iii. According to the information and explanations given to us, the Company has not granted any loans, secured or unsecured, to companies, firms, Limited Liability Partnerships or other parties covered in the register maintained under Section 189 of the Companies Act, 2013.

iv. In our opinion and according to the information and explanations given to us, the Company has complied with the provisions of Section 185 and 186 of the Companies Act, 2013 in respect of grant of loans, making investments and providing guarantees and securities, as applicable.

v. According to the information and explanations given to us, the Company has not accepted any deposit and hence reporting under paragraph 3(v) of the Order is not applicable.

vi. We have broadly reviewed the cost records maintained by the Company pursuant to the Companies (Cost Records and Audit) Rules, 2014, as amended prescribed by the Central Government under sub-section (1) of Section 148 of the Companies Act, 2013 and are of the opinion that, prima facie, the prescribed cost records have been made and maintained. We have, however, not made a detailed examination of the cost records with a view to determine whether they are accurate or complete.

vii. According to the information and explanations given to us, in respect of statutory dues:

(a) The Company has generally been regular in depositing undisputed statutory dues, including provident fund, employees' state insurance, income-tax, sales tax, service tax, customs duty, excise duty, value added tax, goods and service tax, cess and other material statutory dues applicable to it with the appropriate authorities and there are no undisputed statutory dues payable for a period of more than six months from the date they become payable as at March 31, 2020.



(b) According to the records and information & explanation given to us, dues in respect of income tax, duty of custom, duty of excise and value added tax that have not been deposited with the appropriate authorities on account of any dispute and the forum where the dispute is pending are given below -

Nature of Statute	Nature of dues	Forum where dispute is pending	Period(s) to which the amount relates	Amount* in (₹)
Excise Duty – Central Excise Act, 1944	Excise Duty	Central Excise Commissionerate, Rohtak	FY 2011-12 to FY 2016-17	21,15,758
		High Court of Punjab and Haryana	FY 2005-06	53,43,368
		Settlement Commission	FY 2005-06	31,93,569
Sales tax – UP trade tax Act	Sales Tax	Additional Commissioner (Appeals) Commercial Tax, Noida	FY 2005-06	7,03,077
			FY 2006-07	21,04,054
			FY 2012-13	6,56,455
			FY 2007-08	3,29,791
Sales Tax – Karnataka VAT (KVAT) Act, 2003	Sales Tax	Deputy Commissioner of Commercial Tax, Bangalore	FY 2008-09	2,08,716
Sales tax – Delhi VAT Act, 2004	Sales Tax	VAT Officer	FY 2014-15 and FY 2015-16	10,40,767
Income Tax Act, 1961	Income Tax	The Asstt. Commissioner of Income Tax, Gurgaon	FY 2016-17	5,09,19,730

*represents amount net of amount deposited in protest

viii. In our opinion and according to the information and explanations given to us, the Company has not defaulted in the repayment of loans or borrowings from financial institutions, banks. The Company has not taken any loans or borrowings from government or has not issued any debentures.

ix. In our opinion and according to the information and explanations given to us, no money was raised by way of the term loans by the Company during the year. Further the Company has neither raised any moneys by way of initial public offer / further public offer (including debt instruments) nor were such proceeds pending to be applied, during the current year.

x. According to the information and explanations given to us and to the best of our knowledge, no fraud by the Company and no material fraud on the Company by its officers or employees has been noticed or reported during the year.

xi. In our opinion and according to the information and explanations given to us, the Company has paid/ provided managerial remuneration in accordance with the requisite approvals mandated by the provisions of section 197 read with Schedule V to the Companies Act, 2013.

xii. In our opinion and according to the information and explanations given to us the Company is not a Nidhi Company and hence reporting under paragraph 3(xii) of the Order is not applicable.

xiii. According to the information and explanation and records made available by the company, the Company has complied with the provision of Section 177 and 188 of the Companies Act, 2013



where applicable, for all transactions with the related parties and the details of related party transactions have been disclosed in the financial statements as required by the applicable accounting standards.

xiv. According to the information and explanation give to us, company has not made any preferential allotment or private placement of shares or fully or partly convertible debentures and hence reporting under paragraph 3(xiv) of the Order is not applicable to the Company.

xv. In our opinion and according to the information and explanations given to us, during the year the Company has not entered into any non-cash transactions with its directors or persons connected with him. Accordingly, paragraph 3(xv) of the Order is not applicable.

xvi. The Company is not required to be registered under section 45-I of the Reserve Bank of India Act, 1934.

For **Doogar & Associates**
Chartered Accountants
Firm Registration No. 000561N



Vardhman Doogar
Partner
Membership No. 517347

UDIN: - 20517347AAAAGN6004

Date: - 8th June 2020
Place: - Gurugram

Annexure "B" to the Independent Auditor's Report

(Referred to in paragraph 2 (f) under 'Report on Other Legal and Regulatory Requirements' section of our report of even date)

Report on the Internal Financial Controls Over Financial Reporting under Clause (i) of Sub-section 3 of Section 143 of the Companies Act, 2013 ("the Act")

We have audited the internal financial controls over financial reporting of JSL Lifestyle Limited ("the Company") as of March 31, 2020 in conjunction with our audit of the financial statements of the Company for the year ended on that date.

Management's Responsibility for Internal Financial Controls

The Company's management is responsible for establishing and maintaining internal financial controls based on the internal control over financial reporting criteria established by the Company considering the essential components of internal control stated in the Guidance Note on Audit of Internal Financial Controls Over Financial Reporting (the "Guidance Note") issued by the Institute of Chartered Accountants of India. These responsibilities include the design, implementation and maintenance of adequate internal financial controls that were operating effectively for ensuring the orderly and efficient conduct of its business, including adherence to company's policies, the safeguarding of its assets, the prevention and detection of frauds and errors, the accuracy and completeness of the accounting records, and the timely preparation of reliable financial information, as required under the Companies Act, 2013 ("the Act") .

Auditor's Responsibility

Our responsibility is to express an opinion on the Company's internal financial controls over financial reporting based on our audit. We conducted our audit in accordance with the Guidance Note of Internal Financial Controls Over Financial Reporting issued by the Institute of Chartered Accountants of India ('the Guidance Note') and the Standards on Auditing, issued by ICAI and deemed to be prescribed under Section 143(10) of the Companies Act, 2013, to the extent applicable to an audit of internal financial controls. Those Standards and the Guidance Note require that we comply with ethical requirements and plan and perform the audit to obtain reasonable assurance about whether adequate internal financial controls over financial reporting was established and maintained and if such controls operated effectively in all material respects.

Our audit involves performing procedures to obtain audit evidence about the adequacy of the internal financial controls system over financial reporting and their operating effectiveness. Our audit of internal financial controls over financial reporting included obtaining an understanding of internal financial controls over financial reporting, assessing the risk that a material weakness exists, and testing and evaluating the design and operating effectiveness of internal control based on the assessed risk. The procedures selected depend on the auditor's judgement, including the assessment of the risks of material misstatement of the financial statements, whether due to fraud or error.

We believe that the audit evidence we have obtained is sufficient and appropriate to provide a basis for our audit opinion on the Company's internal financial controls system over financial reporting.



Meaning of Internal Financial Controls Over Financial Reporting

A company's internal financial control over financial reporting is a process designed to provide reasonable assurance regarding the reliability of financial reporting and the preparation of financial statements for external purposes in accordance with generally accepted accounting principles. A company's internal financial control over financial reporting includes those policies and procedures that (1) pertain to the maintenance of records that, in reasonable detail, accurately and fairly reflect the transactions and dispositions of the assets of the company; (2) provide reasonable assurance that transactions are recorded as necessary to permit preparation of financial statements in accordance with generally accepted accounting principles, and that receipts and expenditures of the company are being made only in accordance with authorizations of management and directors of the company; and (3) provide reasonable assurance regarding prevention or timely detection of unauthorized acquisition, use, or disposition of the company's assets that could have a material effect on the financial statements.

Inherent Limitations of Internal Financial Controls Over Financial Reporting

Because of the inherent limitations of internal financial controls over financial reporting, including the possibility of collusion or improper management override of controls, material misstatements due to error or fraud may occur and not be detected. Also, projections of any evaluation of the internal financial controls over financial reporting to future periods are subject to the risk that the internal financial control over financial reporting may become inadequate because of changes in conditions, or that the degree of compliance with the policies or procedures may deteriorate.

Opinion

In our opinion, to the best of our information and according to the explanations given to us, the Company has, in all material respects, an adequate internal financial controls system over financial reporting and such internal financial controls over financial reporting were operating effectively as at March 31, 2020, based on the internal control over financial reporting criteria established by the Company considering the essential components of internal control stated in the Guidance Note on Audit of Internal Financial Controls Over Financial Reporting issued by the Institute of Chartered Accountants of India.

For **Doogar & Associates**
Chartered Accountants
Firm Registration No. 000561N



Vardhman Doogar
Partner
Membership No. 517347

UDIN: - 20517347AAAAGN6004

Date: 8th June 2020
Place: Gurugram

JSL Lifestyle Limited

Balance Sheet as at March 31, 2020

(Amount in ₹)

	Note No.	As at March 31, 2020	As at March 31, 2019
I. ASSETS			
Non-current Assets			
(a) Property, plant and equipment	3	62,01,65,436	59,81,80,102
(b) Capital work-in-progress		37,79,570	61,43,076
(c) Intangible assets	4	44,49,358	61,67,926
(d) Right of use assets		4,58,55,783	-
(e) Financial assets			
(i) Investments	5	2,30,000	2,30,000
(ii) Other financial assets	6	2,36,96,487	2,49,72,523
(e) Deferred tax assets (net)	7	8,69,879	2,01,88,767
(f) Other non-current assets	8	27,58,852	1,22,676
Total Non-current assets		70,10,05,365	65,60,05,070
Current Assets			
(a) Inventories	9	63,27,25,690	51,64,94,283
(b) Financial Assets			
(i) Trade receivables	10	80,57,71,022	65,66,34,974
(ii) Cash and cash equivalents	11	15,84,411	7,05,128
(iii)Bank balances other than (ii) above	12	7,49,90,691	1,85,21,373
(iv)Other financial assets	13	29,66,344	33,42,001
(c) Other current assets	14	40,82,73,443	36,44,45,543
Total Current assets		1,92,63,11,601	1,56,01,43,302
Total Assets		2,62,81,16,966	2,21,61,48,372
II. EQUITY AND LIABILITIES			
Equity			
(a) Equity share capital	15	28,50,17,390	28,50,17,390
(b) Other equity	16	78,67,17,507	71,76,83,516
Total Equity		1,07,17,34,897	1,00,27,00,906
Liabilities			
Non-current Liabilities			
(a) Financial Liabilities			
(i) Borrowings	17	16,15,49,270	16,18,27,660
(ii)Other financial liabilities	18	8,73,86,042	8,73,86,042
(iii) Lease liabilities		1,33,11,538	-
(b) Provisions	19	2,89,90,862	2,54,04,716
Total Non-current liabilities		29,12,37,712	27,46,18,418
Current Liabilities			
(a) Financial liabilities			
(i) Borrowings	20	27,40,01,890	24,67,96,375
(ii) Trade payables	21		
- Due to micro enterprises and small enterprises		82,27,651	-
- Due to creditors other than micro enterprises and small enterprises		79,20,97,927	45,04,96,102
(iii) Other financial liabilities	22	9,76,58,098	12,20,60,861
(iv) Lease liabilities		3,27,37,781	-
(b) Provisions	23	17,34,866	19,94,370
(c) Other current liabilities	24	4,67,91,283	6,02,45,343
(d) Current tax liabilities	25	1,18,94,861	5,72,35,997
Total Current liabilities		1,26,51,44,357	93,88,29,048
Total Liabilities		1,55,63,82,069	1,21,34,47,466
TOTAL EQUITY AND LIABILITIES		2,62,81,16,966	2,21,61,48,372

See accompanying notes to the financial statements 1-48

As per our report of even date

For **Doogar & Associates**
Chartered Accountants
Firm's registration No. 000561N

Vardhman Doogar
Partner
M. No 517347

Place : Gurugram
Dated : 8th June 2020

For and on behalf of the Board of Directors

Deepika Jindal
Managing Director
DIN : 00015188

Mandeep Singh
Executive Director & CEO
DIN: 03382667

Ajay Jain
Chief Financial Officer

Bhartendu Harit
Company Secretary
M. No. A15123

Certified to be True
For Jindal Stainless (Hisar) Limited
Company Secretary

JSL Lifestyle Limited

Statement of Profit and Loss for the year ended March 31, 2020

(Amount in ₹)

	Particulars	Note No.	Year ended March 31, 2020	Year ended March 31, 2019
I.	Revenue from operations	26	3,10,18,86,051	4,53,15,11,118
II.	Other income	27	1,75,91,278	45,68,687
III.	**Total Income (I+II)**		**3,11,94,77,329**	**4,53,60,79,805**
IV.	**Expenses :**			
	Cost of materials consumed	28	1,47,62,77,610	2,20,86,17,114
	Purchases of stock-in-trade		5,37,80,754	6,37,39,485
	Changes in inventories of finished goods, work-in-progress and stock-in-trade	29	(71,65,916)	4,76,30,662
	Employee benefits expense	30	32,40,20,580	26,94,20,539
	Finance costs	31	4,39,04,719	2,80,17,796
	Depreciation and amortisation expense	32	12,54,85,604	6,07,52,815
	Other expenses	33	1,00,07,87,457	1,18,33,20,820
	Total expenses (IV)		**3,01,70,90,808**	**3,86,14,99,231**
V.	**Profit before exceptional items and tax (III-IV)**		**10,23,86,521**	**67,45,80,574**
VI.	Exceptional Items -(Gain)/Loss		(1,37,74,213)	(1,90,22,102)
VII.	**Profit before tax (V-VI)**		**11,61,60,734**	**69,36,02,676**
VIII.	**Tax Expense:**			
	Current Tax		2,17,66,232	19,59,88,913
	Deferred Tax		1,95,10,982	1,34,69,225
	Income tax earlier years		53,14,646	38,06,310
	Total tax expense (VIII)		**4,65,91,860**	**21,32,64,448**
IX.	**Profit for the year (VII-VIII)**		**6,95,68,874**	**48,03,38,228**
X.	**Other Comprehensive Income**			
(A)	Items that will not be reclassified to profit or loss			
	Re-measurement (losses)/Gains on defined benefit plans		(7,26,985)	(8,79,586)
	Income tax relating to items that will not be reclassified to profit or loss		1,92,102	2,56,135
	Total Other comprehensive income (X)		**(5,34,883)**	**(6,23,451)**
XI.	**Total Comprehensive Income for the year (IX+X)**		**6,90,33,990**	**47,97,14,777**
XII.	Earnings per equity share of ₹ 10 each			
	- Basic	34	2.44	16.85
	- Diluted		2.44	16.85

See accompanying notes to the financial statements **1-48**

As per our report of even date

For **Doogar & Associates**
Chartered Accountants
Firm's registration No. 000561N

Vardhman Doogar
Partner
M. No 517347

For and on behalf of the Board of Directors

Deepika Jindal
Managing Director
DIN : 00015188

Mandeep Singh
Executive Director & CEO
DIN: 03382667

Ajay Jain
Chief Financial Officer

Bhartendu Harit
Company Secretary
M. No. A15123

Place : Gurugram
Dated : 8th June 2020

JSL Lifestyle Limited

Statement of Changes in equity

A. Equity Share Capital

(Amount in ₹)

Balance as at April 1, 2018	Movement during the year 2018-19	Balance as at March 31, 2019	Movement during the year 2019-20	Balance as at March 31, 2020
28,50,17,390	-	28,50,17,390	-	28,50,17,390

B. Other Equity

(Amount in ₹)

Particulars	Reserves and Surplus				Other Comprehensive Income	Total
	General Reserve	Capital Reserve	Securities Premium	Retained Earnings	Re-measurement of the net defined benefit plans	
Balance as at 1st April, 2018	1,00,00,000	4,38,68,540	4,83,39,345	13,88,98,107	(31,37,253)	**23,79,68,739**
Profit for the year	-	-	-	48,03,38,228	-	**48,03,38,228**
Other comprehensive income (loss) for the year (net of income tax)	-	-	-	-	(6,23,451)	**(6,23,451)**
Balance as at March 31, 2019	**1,00,00,000**	**4,38,68,540**	**4,83,39,345**	**61,92,36,335**	**(37,60,704)**	**71,76,83,516**
Profit for the year	-	-	-	6,95,68,874	-	**6,95,68,874**
Other comprehensive income (loss) for the year (net of income tax)	-	-	-	-	(5,34,883)	**(5,34,883)**
Balance as at March 31, 2020	**1,00,00,000**	**4,38,68,540**	**4,83,39,345**	**68,88,05,209**	**(42,95,587)**	**78,67,17,507**

See accompanying notes to the financial statements **1-48**

As per our report of even date

For Doogar & Associates
Chartered Accountants
Firm's registration No. 000561N

Vardhman Doogar
Partner
M. No 517347

Place : Gurugram
Dated : 8th June 2020

For and on behalf of the Board of Directors

Deepika Jindal
Managing Director
DIN : 00015188

Mandeep Singh
Executive Director & CEO
DIN: 03382667

Ajay Jain
Chief Financial Officer

Bharterdu Harit
Company Secretary
M. No. A15123

JSL Lifestyle Limited

Statement of Cash flows for the year ended March 31, 2020

(Amount in ₹)

Particulars	Year ended March 31, 2020	Year ended March 31, 2019
A. Cash flow from operating activites		
Net profit before tax	11,61,60,734	69,36,02,676
Adjustments: -		
Depreciation and amortisation	12,54,85,604	6,07,52,815
Unrealised Foreign Exchange Fluctuation (Net) (Gain)/Loss	(51,56,438)	5,12,974
Bad Debts	5,51,85,945	1,91,14,477
Interest and finance charges	4,39,04,719	1,92,51,484
Loss/(Profit) on sale of fixed assets	79,30,004	1,22,27,576
Interest Income	(25,02,796)	(14,01,878)
Operating profit before working capital changes	**34,10,07,772**	**80,40,60,124**
Adjustments for:-		
Inventories	(11,62,31,407)	13,02,83,635
Sundry debtors	(20,03,94,396)	9,03,54,311
Financial assets	(5,39,17,154)	(1,32,80,093)
Other assets	(4,64,64,076)	(10,02,43,848)
Trade payable and other financial liabilities	32,54,26,713	(66,62,86,042)
Other current liabilties	(1,08,54,403)	(1,33,50,562)
Cash generated from operations	**23,85,73,049**	**23,15,37,525**
Income tax paid	(7,24,22,005)	(12,24,13,958)
Net cash inflow/(outflow) from operating activities	**16,61,51,044**	**10,91,23,567**
B. Cash flow from investing activites		
Acquistion of Property, Plant and Equipment	(11,26,84,824)	(21,80,49,331)
Sale proceeds of Property, Plant and Equipment	(26,61,915)	1,64,10,959
Interest Received	16,02,325	8,30,876
Net cash inflow / (outflow) from investing activities	**(11,37,44,414)**	**(20,08,07,496)**
C. Cash inflow/(outflow) from financing activities		
Increase /(Decrease) in Long-Term Borrowings	(2,78,390)	(2,93,31,837)
Increase /(Decrease) in Short-Term Borrowings	2,84,34,356	13,93,63,539
Interest and finance charges paid	(3,64,79,004)	(1,92,51,484)
Payment of lease liabilities	(4,32,04,308)	-
Net cash inflow / (outflow) used in financing activities	**(5,15,27,346)**	**9,07,80,218**
Net changes in cash and cash equivalents	8,79,284	(9,03,712)
Opening Cash and cash equivalents	7,05,127	16,08,839
Closing Cash and cash equivalents	**15,84,411**	**7,05,127**

Note:

(i) Statement of cash flows has been prepared using Indirect method in accordance with Ind AS-7

(ii) Refer note no. 11 for components of cash and cash equivalents

See accompanying notes to the financial statements **1-48**

As per our report of even date attached

For Doogar & Associates
Chartered Accountants
Firm's registration No. 000561N

Vardhman Doogar
Partner
M. No 517347

Place : Gurugram
Dated : 8th June 2020

For and on behalf of the Board of Directors

Deepika Jindal
Managing Director
DIN : 00015188

Mandeep Singh
Executive Director & CEO
DIN: 03382667

Ajay Jain
Chief Financial Officer

Bhartendu Harit
Company Secretary
M. No. A15123

JSL Lifestyle Limited
Statement of Profit and Loss for the year ended March 31, 2020

3. Property, plant and equipments

(Amount in ₹)

Particulars	Freehold Land	Leasehold Improvement	Factory Shed and Building	Office Equipments	Electric Installations	Plant and Machinery	Dies & Tools	Computers	Furniture and Fixtures	Vehicles	Total
Gross carrying amount											
As at March 31, 2018	2,15,84,430	4,30,69,536	18,47,82,928	1,47,67,600	2,07,99,024	43,54,54,680	2,79,02,880	2,61,92,700	6,76,20 291	1,16,15,269	85,37,89,338
Additions		1,03,16,866	1,84,28,447	28,47,847	1,13,13,220	18,15,53,179	8,14,130	62,17,623	26,77,514	11,54,011	23,53,22,837
Disposal/Adjustments				4,93,652	28,15,463	2,01,23,110		12,944	2,23,48 102		4,57,93,271
As at March 31, 2019	2,15,84,430	5,33,86,402	20,32,11,375	1,71,21,795	2,92,96,781	59,68,84,749	2,87,17,010	3,23,97,379	4,79,49 703	1,27,69,280	1,04,33,18,904
Additions	-	-	73,81,868	20,72,806	19,56,711	6,79,69,205	59,83,246		2,86,19 006	6,19,209	11,46,02,050
Disposal/Adjustments				3,44,048		1,06,11,657	2,08,39,672		20,271		3,18,15,647
As at March 31 , 2020	**2,15,84,430**	**5,33,86,402**	**21,05,93,243**	**1,88,50,553**	**3,12,53,492**	**65,42,42,297**	**1,38,60,584**	**3,23,97,379**	**7,65,48,438**	**1,33,88,489**	**1,12,61,05,307**
Accumulated Depreciation											
As at March 31, 2018	-	1,00,62,336	5,96,60,038	1,02,42,766	1,63,82,554	22,05,66,977	2,12,24,617	1,93,52,530	4,20,84 171	40,01,086	40,35,77,075
Additions	-	50,43,780	54,02,363	7,87,059	8,86,779	3,75,23,723	9,90,649	20,72,685	49,95,490	10,13,936	5,87,16,464
Disposal/Adjustments	-	-	-	4,69,626	14,96,321	32,17,563		12,945	1,19,58,281		1,71,54,736
As at March 31, 2019	-	1,51,06,116	6,50,62,401	1,05,60,199	1,57,73,012	25,48,73,137	2,22,15,266	2,14,12,270	3,51,21,380	50,15,022	44,51,38,803
Additions			56,87,478	11,43,176	16,26,500	5,30,74,408	11,53,140		2,36,32,041	10,31,884	8,73,48,628
Disposal/Adjustments				3,27,777		81,95,374	1,80,04,288		20,120		2,65,47,559
As at March 31 , 2020	**-**	**1,51,06,116**	**7,07,49,879**	**1,13,75,598**	**1,73,99,512**	**29,97,52,171**	**53,64,118**	**2,14,12,270**	**5,87,33,301**	**60,46,906**	**50,59,39,872**
Net Carrying amount											
As at March 31, 2019	2,15,84,430	3,82,80,286	13,81,48,974	65,61,596	1,35,23,769	34,20,11,613	65,01,744	1,09,85,109	1,28,28,323	77,54,258	59,81,80,102
As at March 31 , 2020	2,15,84,430	3,82,80,286	13,98,43,363	74,74,955	1,38,53,980	35,44,90,127	84,96,466	1,09,85,109	1,78,15,137	73,41,583	62,01,65,436

DOOGAR & ASSOCIATES FRN : 000561N New Delhi

Jindal Stainless (Hisar) Limited

JSL Lifestyle Limited
Statement of Profit and Loss for the year ended March 31, 2020

4. Intangible assets

(Amount in ₹)

Particulars	Trade Marks	Patents	Computer Softwares	Total
Gross carrying amount				
As at March 31, 2018	4,11,054	1,38,000	2,24,75,974	2,30,25,028
Additions	-	-	24,14,410	24,14,410
Disposal/Adjustments	-	-	-	-
As at March 31, 2019	4,11,054	1,38,000	2,48,90,384	2,54,39,438
Additions	-	-	4,46,124	4,46,124
Disposal/Adjustments	-	-	-	-
As at March 31, 2020	**4,11,054**	**1,38,000**	**2,53,36,508**	**2,58,85,562**
Accumulated amortisation				
As at March 31, 2018	**4,08,554**	**1,24,181**	**1,67,02,426**	**1,72,35,161**
Additions	-	6,918	20,29,433	20,36,351
Disposal/Adjustments	-	-	-	-
As at March 31, 2019	**4,08,554**	**1,31,099**	**1,87,31,859**	**1,92,71,512**
Additions	-	-	21,64,692	21,64,692
Disposal/Adjustments	-	-	-	-
As at March 31, 2020	**4,08,554**	**1,31,099**	**2,08,96,551**	**2,14,36,204**
Net Carrying amount				
As at March 31, 2019	**2,500**	**6,901**	**61,58,525**	**61,67,926**
As at March 31, 2020	**2,500**	**6,901**	**44,39,957**	**44,49,358**

DOOGAR & ASSOCIATES FRN: 000561N New Delhi Chartered Accountants

Jindal Stainless (Hisar) Limited

5 Non-current investments

(Amount in ₹)

Particulars	As at March 31, 2020	As at March 31, 2019
Investments in Equity instruments (Unquoted)		
Equity Shares fully paid up of associate company - at cost		
- Green Delhi BQS Limited*	2,30,000	2,30,000
(23,000 as at March 31, 2020 (23,000, March 31, 2019) equity shares fully paid up of ₹ 10 each)		
Total	**2,30,000**	**2,30,000**

Although the book value of unquoted investments in associate company Green Delhi BQS Limited amounting to ₹ 2,30,000 (Previous Year : ₹ 2,30,000) is lower than its fair value , considering the strategic and long term nature of the investment, future prospectus and assets base of the investee company, such decline, in the opinion of the management, has been considered to be of temporary in nature and hence no provision for the same at this stage is considered necessary.

6 Other non-current financial assets

(Amount in ₹)

Particulars	As at March 31, 2020	As at March 31, 2019
Unsecured, considered good - Measured at amortised cost		
Security deposits	2,36,96,487	2,49,72,523
Total	**2,36,96,487**	**2,49,72,523**

7 Deferred tax assets (net)

(Amount in ₹)

Particulars	As at March 31, 2020	As at March 31, 2019
Deferred tax assets	89,47,338	96,49,458
Deferred tax liabilities	(4,14,06,105)	(3,92,69,398)
Net deferred tax assets/(liabilities)	**(3,24,58,767)**	**(2,96,19,940)**
MAT credit entitlement	3,33,28,646	4,98,08,707
Total	**8,69,879**	**2,01,88,767**

8 Other non-current assets

(Amount in ₹)

Particulars	As at March 31, 2020	As at March 31, 2019
Prepaid expenses	27,58,852	1,22,676
Total	**27,58,852**	**1,22,676**

9 Inventories
(lower of cost and net realisable value)

(Amount in ₹)

Particulars	As at March 31, 2020	As at March 31, 2019
Raw Materials	42,12,73,221	28,30,32,588
(Including material-in-transit Rs.1,06,57,802/-(As at 31st March, 2019: Rs. 96.32.932/-))		
Work-in-progress	10,48,42,387	8,89,55,855
Finished goods	4,17,93,540	4,92,84,203
Traded goods	3,18,06,676	2,62,66,916
Stores and spares	2,95,25,007	5,87,00,149
Scrap and assets material	34,84,859	1,02,54,572
Total	**63,27,25,690**	**51,64,94,283**

10 Trade Receivables

(Amount in ₹)

Particulars	As at March 31, 2020	As at March 31, 2019
Trade receivables Considered good - secured	-	-
Trade receivables Considered good - unsecured #	80,57,71,022	65,66,34,974
Trade Receivables which have significant increase in Credit Risk	-	-
	80,57,71,022	**65,66,34,974**
Total	**80,57,71,022**	**65,66,34,974**

Including Earnest money deposits

Jindal Stainless (Hisar) Limited
New Delhi
Chartered Accountants

11 Cash and cash equivalents

(Amount in ₹)

Particulars	As at March 31, 2020	As at March 31, 2019
Cash on hand	59,456	99,519
Balances with banks		
- in current accounts	15,24,955	6,05,609
Total	15,84,411	7,05,128

12 Bank balances other than cash and cash equivalents

(Amount in ₹)

Particulars	As at March 31, 2020	As at March 31, 2019
Term deposits held as margin money*	7,49,90,691	1,85,21,373
Total	7,49,90,691	1,85,21,373

* Margin money for security against the bank guarantees

13 Other current financials assets

(Amount in ₹)

Particulars	As at March 31, 2020	As at March 31, 2019
Unsecured, considered good		
Interest accrued but not due on term deposits	18,05,679	9,05,208
Advance to employees	11,60,665	24,36,793
Total	29,66,344	33,42,001

14 Other current assets

(Amount in ₹)

Particulars	As at March 31, 2020	As at March 31, 2019
Unsecured, considered good		
Advance to suppliers	5,15,74,256	3,58,96,631
Balance with revenue authorities	34,02,44,937	31,87,51,215
Export Incentive receivables	61,02,355	64,21,541
Prepaid expenses	1,03,51,895	33,76,156
Total	40,82,73,443	36,44,45,543





15 Equity share capital

Particulars	As at March 31, 2020		As at March 31, 2019	
	No. of shares	Amount (₹)	No. of shares	Amount (₹)
Authorised				
Equity shares of ₹ 10 each	3,00,00,000	30,00,00,000	3,00,00,000	30,00,00,000
Total	3,00,00,000	30,00,00,000	3,00,00,000	30,00,00,000
Issued, subscribed and fully paid up				
Equity shares of ₹ 10 each	2,85,01,739	28,50,17,390	2,85,01,739	28,50,17,390
Total	2,85,01,739	28,50,17,390	2,85,01,739	28,50,17,390

(a) **Reconciliation of the number of Shares oustanding at the beginning and at the end of the reporting period :**

Particulars	As at March 31, 2020	As at March 31, 2019
Shares at the beginning of the year	2,85,01,739	2,85,01,739
Add: Shares issued during the year		
Shares outstanding at the end of the year	2,85,01,739	2,85,01,739

(b) **Rights, preferences and restrictions attached to equity shares**

The company has one class of equity shares having a par value of ₹ 10/- each. Each holder of equity shares is entitled to one vote per share.

(c) **Shares held by holding company**

Particulars	As at March 31, 2020		As at March 31, 2019	
	No. of shares	Amount (₹)	No. of shares	Amount (₹)
Jindal Stainless (Hisar) Limited	2,09,11,676	20,91,16,760	2,09,11,676	20,91,16,760
Total	2,09,11,676	20,91,16,760	2,09,11,676	20,91,16,760

(d) **Detail of shareholders holding more than 5% shares in the Company**

Particulars	As at March 31, 2020		As at March 31, 2019	
	No. of shares	Amount (₹)	No. of shares	Amount (₹)
Jindal Stainless (Hisar) Limited*	2,09,11,676	73.37	2,09,11,676	73.37
Mrs. Deepika Jindal	29,49,022	10.35	29,49,022	10.35
Pankaj Continental Limited	19,69,524	6.91	19,69,524	6.91
Jindal Stainless Steelway Limited	15,20,000	5.33	15,20,000	5.33
Total	2,73,50,222	95.96	2,73,50,222	95.96

* Jindal Stainless (Hisar) Limited has been demerged from Jindal Stainless limited w.e.f. appointed date 1st April, 2014, pursuant to Composite Scheme of Amalagamation.

As per the records of the company, the above shareholding represent both legal and beneficial ownership of shares.





JSL Lifestyle Limited
Notes forming part of the financial statements for the year ended March 31, 2020

16 Other equity

(Amount in ₹)

Particulars	Reserves and Surplus				Other Comprehensive Income	Total
	General Reserve	Capital Reserve	Securities Premium	Retained Earnings	Items that will not be reclassified to profit and loss	
Balance as at April 1, 2018	1,00,00,000	4,38,68,540	4,83,39,345	13,88,98,107	(31,37,253)	23,79,68,739
Profit for the year	-	-	-	48,03,38,228	-	48,03,38,228
Other Comprehensive Income						
Re-measurement gains (losses) on defined benefits plans (Net of tax)	-	-	-	-	(6,23,451)	(6,23,451)
Balance as at March 31, 2019	**1,00,00,000**	**4,38,68,540**	**4,83,39,345**	**61,92,36,335**	**(37,60,704)**	**71,76,83,516**
Profit for the year	-	-	-	6,95,68,874	-	6,95,68,874
Other Comprehensive Income						
Re-measurement gains (losses) on defined benefits plans (Net of tax)	-	-	-	-	(5,34,883)	(5,34,883)
Balance as at March 31, 2020	**1,00,00,000**	**4,38,68,540**	**4,83,39,345**	**68,88,05,209**	**(42,95,587)**	**78,67,17,507**

Note:

(i) General reserve

General Reserve represents the statutory reserve in accordance with Indian Corporate law wherein a portion of profit is apportioned to general reserve Under Companies Act, 1956 it was mandatory to transfer amount before a company can declare dividend. However, under Companies Act, 2013 transfer of any amount to General reserve is at the discretion of the Company.

(ii) Capital reserve

Capital Reserve represents excess of net assets acquired over consideration paid pursuant to Composite Scheme of Amalgamation.

(iii) Security premium

Securities premium represents the amount received in excess

(iv) Retained earnings

Retained earnings represents the undistributed profits of the company.

(v) Other comprehensive income

Other comprehensive income represents the balance in equity for items to be accounted in other comprehensive income.

Jindal Stainless (Hisar) Limited

DOOGAR & ASSOCIATES FRN: 000[illegible] New Delhi Chartered Accountants

17 Non-current borrowings

(Amount in ₹)

Particulars	As at March 31, 2020	As at March 31, 2019
Unsecured		
Inter-corporate loans		
- from holding company	15,85,62,231	15,89,62,121
- from others	29,87,039	28,65,539
Total	16,15,49,270	16,18,27,660

Inter-Corporate Deposit (ICD) from holding company is unsecured in nature and carries interest rate of 9.04% (March 31, 2019 - 10.50% p.a.) while ICD from other lender being unsecured in nature carries interest rate of 7.50% (March 31, 2019 - 7.50% p.a.)

18 Other non current financial liabilities

(Amount in ₹)

Particulars	As at March 31, 2020	As at March 31, 2019
Interest accrued but not due		
- To related party	8,73,86,042	8,73,86,042
Total	8,73,86,042	8,73,86,042

19 Non-current provisions

(Amount in ₹)

Particulars	As at March 31, 2020	As at March 31, 2019
Provision for employee benefits (Refer note no.39)		
- Leave encashment	1,37,65,988	1,20,60,918
- Gratuity	1,52,24,874	1,33,43,798
Total	2,89,90,862	2,54,04,716

20 Current borrowings

(Amount in ₹)

Particulars	As at March 31, 2020	As at March 31, 2019
Secured		
Working Capital loans from banks	27,40,01,890	24,67,96,375
Total	27,40,01,890	24,67,96,375

Working Capital loans are secured by way of hypothecation of company's current assets (present and future) including / interalia stock of raw materials, stores, spares, stock in process, finished goods etc. lying in the factory, shop, godowns, elsewhere and including goods in transit, book debts, bill receivable and second charge by way of collateral in respect of fixed assets of the company.

Cash credit facility carries interest rate ranging from 9.05 % to 11.00% and foreign currenncy loan carries interest rate of LIBOR 6 months plus 1'

DOOGAR & ASSOCIATES FRN 000561N New Delhi Chartered Accountants

Jindal Stainless (Hisar) Limited

21 Trade payables

(Amount in ₹)

Particulars	As at March 31, 2020	As at March 31, 2019
(a) Due to micro and small enterprises (Refer note no. 36)	82,27,651	-
(b) Due to others		
(i) Payable to related parties	51,39,45,068	19,74,12,900
(ii) Payable to others	27,81,52,860	25,30,83,202
Total	80,03,25,578	45,04,96,102

22 Other Current financial liabilities

(Amount in ₹)

Particulars	As at March 31, 2020	As at March 31, 2019
Others		
- Due to employees	2,13,57,539	1,71,23,771
- Other liabilities	7,63,00,559	10,49,37,090
Total	9,76,58,098	12,20,60,861

23 Current provisions

(Amount in ₹)

Particulars	As at March 31, 2020	As at March 31, 2019
Provision for employee benefits (Refer note no.39)		
- Leave encashment	9,34,925	9,98,097
- Gratuity	7,99,941	9,96,273
Total	17,34,866	19,94,370

24 Other current liabilities

(Amount in ₹)

Particulars	As at March 31, 2020	As at March 31, 2019
Advances from customers	3,07,13,896	3,15,34,297
Statutory dues payable	1,04,77,695	1,26,91,601
Other liabilities	55,99,692	1,60,19,445
Total	4,67,91,283	6,02,45,343

25 Current tax liabilities

(Amount in ₹)

Particulars	As at March 31, 2020	As at March 31, 2019
Current tax liabilities (net of advance tax and TDS receivable)	1,18,94,861	5,72,35,997
Total	1,18,94,861	5,72,35,997

26 Revenue from operations

(Amount in ₹)

Particulars	Year ended March 31, 2020	Year ended March 31, 2019
(a) Sale of goods		
- Finished goods	2,80,89,38,445	4,12,81,26,775
- Trading goods	4,06,85,121	6,85,98,636
(b) Sale of services		
- Job work charges	11,82,12,730	11,85,20,007
(c) Other operating revenue		
- Export incentives	2,29,10,719	3,84,88,211
- Sale of scrap	11,11,39,036	17,77,77,489
Total	3,10,18,86,051	4,53,15,11,118



27 Other income

(Amount in ₹)

Particulars	Year ended March 31, 2020	Year ended March 31, 2019
Interest income from financial assets carried at amortised cost		
Bank Deposits	25,02,796	14,01,878
Interest on fair value of security deposit given	-	8,89,858
Sundy balances/ excess liability written back	1,40,12,848	20,94,658
Miscellaneous income	10,75,634	1,82,293
Total	1,75,91,278	45,68,687

28 Cost of materials consumed

(Amount in ₹)

Particulars	Year ended March 31, 2020	Year ended March 31, 2019
Raw material consumed	1,47,62,77,610	2,20,86,17,114
Total	1,47,62,77,610	2,20,86,17,114

29 Changes in inventories of finished goods, work-in-progress and stock-in-trade

(Amount in ₹)

Particulars	Year ended March 31, 2020	Year ended March 31, 2019
Opening balance		
Work in progress	8,89,55,855	9,45,75,891
Finished goods	4,92,84,203	10,41,32,703
Traded goods	2,62,66,916	1,95,18,189
Scrap	1,02,54,572	41,65,425
Total Opening balance	17,47,61,546	22,23,92,208
Closing balance		
Work in progress	10,48,42,387	8,89,55,855
Finished goods	4,17,93,540	4,92,84,203
Traded goods	3,18,06,676	2,62,66,916
Scrap	34,84,859	1,02,54,572
Total Closing balance	18,19,27,462	17,47,61,546
Total changes in inventories of work in progress, stock in trade and finished goods	(71,65,916)	4,76,30,662
Total	(71,65,916)	4,76,30,662

30 Employee Benefit Expense

(Amount in ₹)

Particulars	Year ended March 31, 2020	Year ended March 31, 2019
Salaries & wages including bonus	29,47,65,003	24,87,25,005
Contribution to provident and other funds	1,31,65,031	1,10,49,273
Staff welfare expenses	1,60,90,546	96,46,261
Total	32,40,20,580	26,94,20,539

31 Finance costs

(Amount in ₹)

Particulars	Year ended March 31, 2020	Year ended March 31, 2019
Interest on Inter Corporate Deposits	1,25,60,684	1,30,05,006
Interest on working capital loans	1,63,77,721	62,46,478
Bank and finance charges	75,40,599	87,66,312
Interest on lease liabilities	74,25,715	-
Total	4,39,04,719	2,80,17,796

32 Depreciation and amortisation expense

(Amount in ₹)

Particulars	Year ended March 31, 2020	Year ended March 31, 2019
Depreciation of property, plant and equipment	8,73,48,783	5,87,16,463
Amortisation of intangible assets	21,64,692	20,36,352
Amortisation of right of use assets	3,59,72,129	-
Total	12,54,85,604	6,07,52,815

New Delhi
Chartered Accountants
Jindal Stainless (Hisar) Limited

33 Other Expenses

(Amount in ₹)

Particulars	Year ended March 31, 2020	Year ended March 31, 2019
Office and Administration Expenses		
Rent	2,81,02,827	5,94,23,838
Rates and Taxes	1,05,93,170	80,84,588
Other Repair and Maintenance	1,01,16,554	1,07,27,374
Insurance	50,40,148	49,05,264
Printing and Stationery	5,91,703	8,90,320
Postage, Telegrams and Telephones	41,69,300	40,76,200
Security Services	92,51,297	40,74,090
Vehicle Upkeep and Maintenance	9,32,169	20,71,632
Travelling and Conveyance	3,73,72,449	4,51,66,351
Legal and Professional	3,15,16,270	4,74,48,672
Auditors Remuneration	10,90,000	10,76,765
Donation	1,11,201	93,901
Directors' Sitting Fees	4,20,000	4,35,000
Loss on disposal of property, plant and equipment (Net)	79,30,004	1,22,27,576
Corporate Social Responsibility	67,87,373	33,24,052
Miscellaneous Expenses	1,00,36,970	62,49,251
	16,40,61,435	21,02,74,874
Selling and distribution expenses		
Freight and Forwarding Expenses	8,29,37,908	4,83,69,901
Commission on Sales	3,27,01,716	4,69,38,556
Business Promotion Expenses	39,34,558	82,29,313
Bad Debts/ Liquidated Damage	5,51,85,945	4,09,21,688
Advertisement and Publicity	1,81,08,695	1,84,34,683
Other Selling Expenses	-	1,12,919
	22,28,68,822	19,30,07,060
Manufacturing Expenses		
Store Consumables	12,29,15,742	16,25,24,143
Power and Fuel	3,41,27,474	3,33,47,733
Other Manufacturing Expenses:-		
Processing Charges	35,63,07,473	36,84,96,733
Job Work Charges	3,95,93,396	9,11,77,947
Installation & Site Expenses	5,07,70,717	11,10,15,333
Repair and Maintenance:		
Plant and Machinery	77,17,902	81,93,160
Factory Shed and Building	23,94,496	52,83,837
	61,38,57,200	78,00,38,886
Total	1,00,07,87,457	1,18,33,20,820

*** Details of payment to auditors (exclusive of applicable taxes)**

(Amount in ₹)

Particulars	Year ended March 31, 2020	Year ended March 31, 2019
1. As auditor		
Statutory audit fee	5,80,000	5,80,000
Limited reveiew fee	1,00,000	1,00,000
Other services	2,00,000	1,67,500
Reimbursement of expenses	60,000	79,265
2. Cost audit fee	1,50,000	1,50,000
Total	10,90,000	10,76,765





33 Other Expenses

(Amount in ₹)

Particulars	Year ended March 31, 2020	Year ended March 31, 2019
Office and Administration Expenses		
Rent	2,81,02,827	5,94,23,838
Rates and Taxes	1,05,93,170	80,84,588
Other Repair and Maintenance	1,01,16,554	1,07,27,374
Insurance	50,40,148	49,05,264
Printing and Stationery	5,91,703	8,90,320
Postage, Telegrams and Telephones	41,69,300	40,76,200
Security Services	92,51,297	40,74,090
Vehicle Upkeep and Maintenance	9,32,169	20,71,632
Travelling and Conveyance	3,73,72,449	4,51,66,351
Legal and Professional	3,15,16,270	4,74,48,672
Auditors Remuneration	10,90,000	10,76,765
Donation	1,11,201	93,901
Directors' Sitting Fees	4,20,000	4,35,000
Loss on disposal of property, plant and equipment (Net)	79,30,004	1,22,27,576
Corporate Social Responsibility	67,87,373	33,24,052
Miscellaneous Expenses	1,00,36,970	62,49,251
	16,40,61,435	**21,02,74,874**
Selling and distribution expenses		
Freight and Forwarding Expenses	8,29,37,908	4,83,69,901
Commission on Sales	3,27,01,716	4,69,38,556
Business Promotion Expenses	39,34,558	82,29,313
Bad Debts/ Liquidated Damage	5,51,85,945	4,09,21,688
Advertisement and Publicity	4,81,08,695	4,84,34,683
Other Selling Expenses	-	1,12,919
	22,28,68,822	**19,30,07,060**
Manufacturing Expenses		
Store Consumables	12,29,15,742	16,25,24,143
Power and Fuel	3,41,27,474	3,33,47,733
Other Manufacturing Expenses:-		
Processing Charges	35,63,07,473	36,84,96,733
Job Work Charges	3,95,93,396	9,11,77,947
Installation & Site Expenses	5,07,70,717	11,10,15,333
Repair and Maintenance:		
Plant and Machinery	77,47,902	81,93,160
Factory Shed and Building	23,94,496	52,83,837
	61,38,57,200	**78,00,38,886**
Total	**1,00,07,87,457**	**1,18,33,20,820**

*** Details of payment to auditors (exclusive of applicable taxes)**

(Amount in ₹)

Particulars	Year ended March 31, 2020	Year ended March 31, 2019
1. As auditor		
Statutory audit fee	5,80,000	5,80,000
Limited reveiew fee	1,00,000	1,00,000
Other services	2,00,000	1,67,500
Reimbursement of expenses	60,000	79,265
2. Cost audit fee	1,50,000	1,50,000
Total	**10,90,000**	**10,76,765**





34 Earning Per Share (EPS)

The calculation of Earning Per Share (EPS) as disclosed in the statement of profit and loss has been made in accordance with Indian Accounting Standard (Ind AS)-33 on "Earning Per Share" given as under: -

Particulars	For the year ended March 31, 2020	For the year ended March 31, 2019
Profit/(Loss) attributable to equity shareholders (₹) (A)	6,95,68,874	48,03,38,228
Weighted average number of outstanding equity shares (B)	2,85,01,739	2,85,01,739
Nominal value per equity share (₹)	10	10
Basic EPS (Amount in ₹) (A/B)	2.44	16.85
Diluted EPS (Amount in ₹) (A/B)	2.44	16.85

35 Contingent liabilities and commitments

(i) Contingent liabilities

(Amount in ₹)

Particulars	For the year ended March 31, 2020	For the year ended March 31, 2019
(a) Guarantee issued on behalf of the Company		
- by bank	22,56,11,222	3,06,25,637
- by related party	17,47,05,940	-
(b) Disputed liability* in respect of : -		
- Excise duty	1,12,66,598	2,74,61,328
- Sales tax	50,42,860	29,13,888
- Income Tax	5,09,19,730	-

*Figures represent liability net of amount deposited in protest.

(ii) Commitments

(Amount in ₹)

Particulars	For the year ended March 31, 2020	For the year ended March 31, 2019
Estimated amount of contracts remaining to be executed on capital account and not provided for (net of advances)	86,69,211	2,14,60,131

36 Disclosure relating to relating to micro, small and medium enterprises

Based on the intimation received from suppliers regarding their status under the Micro, Small and Medium Enterprises Development Act, 2006, the required disclosure to the extent information available is given below:-

(Amount in ₹)

Particulars	For the year ended March 31, 2020	For the year ended March 31, 2019
Principal amount due outstanding	82,27,651	-
Interest due on (1) above and unpaid	-	-
Interest paid to the supplier	-	-
Payments made to the supplier beyond the appointed day during the year.	-	-
Interest due and payable for the period of delay	-	-
Interest accrued and remaining unpaid	-	-
Amount of further interest remaining due and payable in succeeding year	-	-





37 a) Income tax expense

(Amount in ₹)

Particulars	For the year ended March 31, 2020	For the year ended March 31, 2019
Current tax	2,17,66,232	19,59,88,913
Deferred tax	1,95,10,982	1,34,69,225
Income tax earlier years	53,14,646	38,06,310
Total	**4,65,91,860**	**21,32,64,448**

b) Effective tax reconciliation

A reconciliation of income tax expense applicable to accounting profit / (loss) before tax at the statutory income tax rate to recognised income tax expense for the year indicated are as follows:

(Amount in ₹)

Particulars	For the year ended March 31, 2020	For the year ended March 31, 2019
Profit before tax (A)	11,61,60,734	69,36,02,676
Enacted tax rate in India (B)	29.12%	29.12%
Expected income tax expense at statutory tax rate (A*B)	3,38,26,006	20,19,77,099
Increase/(reduction) in taxes on account of:		
Expenses not deductible in determining taxable profits	59,42,420	1,55,41,963
Additional allowances/ deduction under Income tax	(65,89,428)	(80,60,924)
Unused tax losses	16,71,131	-
MAT Credit written off	65,27,547	-
Tax recognized for earlier years	53,14,646	38,06,310
Tax expense	**4,66,92,322**	**21,32,64,448**

c) Deferred tax

The significant component of deferred tax assets / (liabilities) and movement during the year are as under:

(Amount in ₹)

Particulars	Deferred tax Liability/(Asset) as at March 31, 2019	Recognised/ (reversed) in statement of profit & loss	Recognised/ (reversed) in OCI	Deferred tax Liability/(Asset) as at March 31, 2020
Property, plant and equipment	3,92,69,398	21,36,707	-	4,14,06,105
Carried forward business loss	-	-	-	-
Carried forward capital loss	(16,70,844)	16,70,844	-	-
Disallowances under Income tax	(79,78,614)	(7,76,622)	(1,92,102)	(89,47,338)
Total	**2,96,19,940**	**30,30,929**	**(1,92,102)**	**3,24,58,767**

38 **Disclosure relating to Research and Development expenses**

The Company has in- house R&D centre at 48 K.M. Stone, Rohad, Haryana. Ministry of Science & Technology (Department of Scientific and Industrial Research) has accorded recognition to this centre, which is valid upto 31.03.2021. The expenditure incurred towards In-house Research and Development activities is as follows: -

(Amount in ₹)

Particulars	For the year ended March 31, 2020	For the year ended March 31, 2019
Revenue expenditure	4,32,44,893	4,77,46,735
Total	**4,32,44,893**	**4,77,46,735**

DOOGAR & ASSOCIATES FRN: 000561N New Delhi Chartered Accountants

Jindal Stainless (Hisar) Limited

JSL Lifestyle Limited

Notes forming part of the financial statements for the year ended March 31, 2020

39 Employee benefits

a) Defined contribution plans: -

The Company has recognized following expense in respect of the defined contribution plans : -

(Amount in ₹)

Particulars	For the year ended March 31, 2020	For the year ended March 31, 2019
Contribution to provident fund	1,26,23,380	1,06,61,131
Contribution to ESI	5,41,651	3,88,142
Total	1,31,65,031	1,10,49,273

b) Defined benefit plans: -

Below tables sets forth the changes in the projected benefit obligation and amounts recognised in the balance sheet as at March 31, 2020 and March 31, 2019, being the respective measurement dates

(i) Movement in defined benefit obligation

(Amount in ₹)

Particulars	Gratuity (unfunded)	Leave encashment (unfunded)
Present value of obligation as at April 1, 2018	**1,16,76,872**	**93,99,647**
Current service cost	24,11,546	34,57,505
Past service cost		
Interest cost	9,04,958	7,28,473
Benefits paid	(15,32,891)	(28,78,769)
Remeasurement- Actuarial loss/(gains) on obligation	8,79,586	23,52,159
Present value of obligation as at March 31, 2019	**1,43,40,071**	**1,30,59,015**
Current service cost	27,95,140	38,25,141
Interest cost	10,03,805	9,14,131
Benefits paid	(28,41,186)	(50,53,247)
Remeasurement- Actuarial loss/(gains) on obligation	7,26,985	19,55,873
Present value of obligation as at March 31, 2020	**1,60,24,815**	**1,47,00,913**

(ii) Expenses recognised in the Statement of profit & loss

(Amount in ₹)

Particulars	Gratuity (unfunded)	Leave encashment (unfunded)
Current service cost	24,11,546	34,57,505
Interest cost	9,04,958	7,28,473
Remeasurement- Actuarial loss/(gains) on obligation	-	23,52,159
For the year ended March 31, 2019	**33,16,504**	**65,38,137**
Current service cost	27,95,140	38,25,141
Interest cost	10,03,805	9,14,131
Remeasurement- Actuarial loss/(gains) on obligation	-	19,55,873
For the year ended March 31, 2020	**37,98,945**	**66,95,145**

(iii) Expenses recognised in Other Comprehensive Income

(Amount in ₹)

Particulars	For the year ended March 31, 2020	For the year ended March 31, 2019
Remeasurement - acturial loss/(gains) on gratuity	7,26,985	8,79,586





(iv) The principal acturial assumptions used for estimating the Company's defined benefit obligations are set out below: -

Particulars	For the year ended March 31, 2020	For the year ended March 31, 2019
Discount rate	7.00%	7.75%
Expected rate of increase in compensation levels	5.00%	5.00%
Expected rate of return on plan assets	NA	NA
Mortality Rate	IALM(2012-14) Ultimate	IALM(2006-08) Ultimate
Withdrawal Rate		
18 to 30 years	5% p.a.	5% p.a.
30 to 44 years	5% p.a.	5% p.a.
44 to 58 years	5% p.a.	5% p.a.

(v) Experience Adjustements

(Amount in ₹)

Particulars	Gratuity (unfunded)	Leave encashment (unfunded)
For the financial year 2018-19		
Experience adjustements (Gain)/Loss for plan liabilities	3,67,978	18,98,289
Experience adjustements (Gain)/Loss for plan assets	-	-
For the financial year 2019-20		
Experience adjustements (Gain)/Loss for plan liabilities	(1,74,131)	12,06,808
Experience adjustements (Gain)/Loss for plan assets	-	-

(vi) The Company' best estimate of contribution during the next year

(Amount in ₹)

Particulars	For the year ended March 31, 2020	For the year ended March 31, 2019
Expected contribution during next annual reporting period	35,91,817	24,44,239

(vii) Senstivity Analysis

(Amount in ₹)

Particulars	Change in assumption	For the year ended March 31, 2020	For the year ended March 31, 2019
Discount Rate	+ 1%	1,47,26,032	1,32,07,311
	- 1%	1,75,20,633	1,56,37,935
Salary growth rate	+ 1%	1,74,90,059	1,56,04,570
	- 1%	1,47,36,083	1,32,24,621
Withdrawal rate	+ 1%	1,61,41,069	1,45,17,507
	- 1%	1,58,62,960	1,41,32,184

(viii) Estimate of expected benefit payments (in absolute terms i.e. undiscounted)

(Amount in ₹)

Particulars	For the year ended March 31, 2020	For the year ended March 31, 2019
1 April 2019 to 31 March 2020	-	9,96,273
1 April 2020 to 31 March 2021	7,99,941	8,55,592
1 April 2021 to 31 March 2022	4,80,208	9,91,394
1 April 2022 to 31 March 2023	17,55,136	28,60,203
1 April 2023 to 31 March 2024	3,50,438	8,84,776
1 April 2024 to 31 March 2025	5,54,776	5,91,927
1 April 2025 onwards	1,20,84,316	1,20,84,316





40 Leases

Effective April 1, 2019, the Company adopted Ind AS 116 "Leases" and applied the standard to all lease contracts existing on April 1, 2019 using the modified retrospective method. The rental expenses for short-term leases amounts to ₹ 2,81,02,827 for the year ended March 31,2020. The following is the movement in lease liabilities for leases classified under finance lease arrangements during the year ended March 31, 2020·

(Amount in ₹)

Particulars	For the year ended March 31, 2020
Balance at the beginning	**8,18,27,912**
Add: Interest cost accrued	74,25,715
Less: Payment of lease liabilities	(4,32,04,308)
Balance at the end	**4,60,49,319**

The following is the break-up of current and non-current lease liabilities as at March 31, 2020: -

(Amount in ₹)

Particulars	For the year ended March 31, 2020
Current lease liabilities	3,27,37,781
Non-Current lease liabilities	1,33,11,538
Total lease liabilities	**4,60,49,319**

The table below provides details regarding the contractual maturities of lease liabilities as at March 31, 2020 on an undiscounted basis: -

(Amount in ₹)

Particulars	For the year ended March 31, 2020
Less than one year	3,67,42,029
One to five years	1,40,00,924
Total	5,07,42,953

41 Segment Information as required by Ind AS - 108 'Operating Segments'

The Company is in the business of manufacturing stainless steel products having similar economic characteristics which is regularly reviewed by the Chief Operating Decision Maker for assessment of Company's performance and resource allocation. Hence, the Company has only one reportable segment under Ind-AS 108 'Operating Segments' i.e. 'STAINLESS STEEL'. The entity wide disclosures required by Ind-AS 108 are made as follows: -

(Amount in ₹)

Particulars	For the year ended March 31, 2020		For the year ended March 31, 2019	
	Within India	Outside India	Within India	Outside India
Revenue	2,35,23,20,050	76,71,57,279	3,34,54,37,941	1,18,60,73,177
Non-current assets (PPE)	62,83,94,364	-	61,04,91,105	-

(ii) Details about the major customers

Revenue from two major customers represented 83.40% approx. (previous years 83.78%) of the total revenue from operations of the Company.

42 Disclosures of related parties as required by Ind AS-24

(i) List of related parties

(a) Parent Entity
Jindal Stainless (Hisar) Limited

(b) Key Management Personnel

Mrs. Deepika Jindal	Managing Director
Mr. Mandeep Singh	Exceutive Director & CEO
Mr. Bhartendu Harit	Company Secretary
Mr. Rajinder Kumar Garg	Chief Financial Officer (resigned wef 20th December 2019)
Mr. Ajay Jain	Chief Financial Officer (appointed wef 29th January 2020)
Mr. Abhishek Poddar	Independent Director
Mr. Vijay Kumar Sharma	Non-executive Director
Mr. Ashok Kumar Agarwal	Independent Director



43 Financial risk management

Financial risk factors

The Company's principal financial liabilities, comprise borrowings, trade and other payables, and financial guarantee contracts. The main purpose of these financial liabilities is to manage finances for the Company's operations. The Company has loan and other receivables, trade and other receivables, and cash and short-term deposits that arise directly from its operations. The Company's activities expose it to a variety of financial risks:

I. Market risk
Market risk is the risk that the fair value or future cash flows of a financial instrument will fluctuate because of changes in market prices. Market prices comprise three types of risk: currency rate risk, interest rate risk and other price risks, such as commodity risk. Financial instruments affected by market risk include loans and borrowings, deposits, investments. Foreign currency risk is the risk that the fair value or future cash flows of a financial instrument will fluctuate because of changes in foreign exchange rates. Interest rate risk is the risk that the fair value or future cash flows of a financial instrument will fluctuate because of changes in market interest rates.

II. Credit risk
Credit risk is the risk that a counter party will not meet its obligations under a financial instrument or customer contract, leading to a financial loss.

III. Liquidity risk
Liquidity risk is the risk that the Company may not be able to meet its present and future cash and collateral obligations without incurring unacceptable losses.

The Company's risk management programme focuses on the unpredictability of financial markets and seeks to minimize potential adverse effects on the Company's financial performance. As a risk management excercise, working capital borrowing in foreign currency is used as a natural hedge to certain extent against foreign currency receivables.

I. Market Risk

The sensitivity analysis excludes the impact of movements in market variables on the carrying value of post-employment benefit obligations provisions and on the non-financial assets and liabilities. The sensitivity of the relevant Statement of Profit and Loss item is the effect of the assumed changes in the respective market risks. The Company's activities expose it to a variety of financial risks, including the effects of changes in foreign currency exchange rates and interest rates. The Company uses derivative financial instruments such as foreign exchange forward contracts and interest rate swaps of varying maturity depending upon the underlying contract and risk management strategy to manage its exposures to foreign exchange fluctuations and interest rate.

(a)Foreign exchange risk sensitvity

The functional currency of the Company is Indian Rupee (INR). The Company is exposed to foreign exchange risk through its sales in international markets. The Company has obtained foreign currency working capital loans and has foreign currency receivables and is therefore, exposed to foreign exchange risk. The following table analyses foreign currency risk from financial instruments as of March 31, 2020 and March 31, 2019: -

Particulars	Currency	As at March 31, 2020	As at March 31, 2019
Financial assets			
Trade receivables	USD	25,82,417	37,21,169
Financial liabilities			
Working capital loans	USD	17,78,602	14,00,000
Net assets/ (liabilities)		8,03,814	23,21,169

The following table demonstrates the sensitivity in the USD to the Indian Rupee with all other variables held constant. The impact on the Company's profit before tax due to changes in the fair value of monetary assets and liabilities are given below:

(Amount in ₹)

Particulars	Change in currency exchange rate	Effect on profit before tax for the year ended March 31, 2020	Effect on profit before tax for the year ended March 31, 2019
USD	5%	29,08,242	80,26,601
	-5%	(29,08,242)	(80,26,601)

(b) Interest rate risk and sensitivity

Interest rate risk is the risk that the fair value or future cash flows of a financial instrument will fluctuate because of changes in market interest rates. The Company is exposed to interest rate risk because funds are borrowed at floating interest rates. Interest rate risk is measured by using the cash flow sensitivity for changes in variable interest rate. The borrowings are linked to EBLR/LIBOR rate which is fixed for the borrowing period, hence the company is not exposed to interest rate sensitivity.

(Amount in ₹)

Particulars	Total borrowings	Floating rate borrowings	Fixed rate borrowings	Weighted Average Rate (%)
For the year ended March 31, 2020				
INR	30,98,38,542		30,98,38,542	8.64%
USD (Equivalent INR)	12,86,99,657	12,86,99,657		0.63%
Total	43,85,38,199	12,86,99,657	30,98,38,542	
For the year ended March 31, 2019				
INR	31,18,00,035	-	31,18,00,035	10.68%
USD (Equivalent INR)	9,68,24,000	9,68,24,000	-	3.80%
Total	40,86,24,035	9,68,24,000	31,18,00,035	

New Delhi
Chartered Accountants
Jindal Stainless (Hisar) Limited

(c)Commodity price risk and sensitivity

The Company is exposed to the movement in price of key raw materials in domestic markets. The Company enters into contracts for procurement of material, most of the transactions are short term fixed price contract.

II. Credit Risk

The Company is exposed to credit risk from its operating activities (primarily trade receivables) and from its financing activities, including deposits with banks and other financial instruments.

Trade receivables

The Company extends credit to customers in normal course of business. The Company considers factors such as credit track record in the market and past dealings for extension of credit to customers. The Company monitors the payment track record of the customers. Outstanding customer receivables are regularly monitored. The Company evaluates the concentration of risk with respect to trade receivables as low, as its customers are located in overseas/domestic jurisdictions and industries and operate in largely independent markets. The Company has also taken advances and security deposits from its customers, which mitigate the credit risk to an extent.

The ageing of trade receivable is as below:

(Amount in ₹)

	Neither due nor impaired	Past due		Total
		Up to 6 Months	Above 6 Months	
As at March 31, 2020				
Secured	-	-	-	-
Unsecured	48,39,78,630	26,82,61,774	5,35,30,618	80,57,71,022
Total trade receivables	**48,39,78,630**	**26,82,61,774**	**5,35,30,618**	**80,57,71,022**
Provision for doubtful receivables	-	-	-	-
Net Total	48,39,78,630	26,82,61,774	5,35,30,618	80,57,71,022
As at March 31, 2019				
Secured	-	-	-	-
Unsecured	44,57,78,686	20,28,99,014	79,57,274	65,66,34,974
Total trade receivables	**44,57,78,686**	**20,28,99,014**	**79,57,274**	**65,66,34,974**
Provision for doubtful receivables	-	-	-	-
Net Total	44,57,78,686	20,28,99,014	79,57,274	65,66,34,974

Financial Instruments and Cash Deposits

The Company considers factors such as track record, size of the institution, market reputation and service standards to select the banks with which balances and deposits are maintained. The bank balances are maintained with the institutions with which the Company has also availed borrowings. The Company does not maintain significant cash and deposit balances other than those required for its day to day operations.

III. Liquidity Risk

The Company's objective is to at all times maintain optimum levels of liquidity to meet its cash and collateral requirements. The Company relies on a mix of borrowings, capital infusion and excess operating cash flows to meet its needs for funds. The current committed lines of credit are sufficient to meet its short to medium term expansion needs. The Company monitors rolling forecasts of its liquidity requirements to ensure it has sufficient cash to meet operational needs while maintaining sufficient headroom on its undrawn committed borrowing facilities at all times so that the Company does not breach borrowing limits or covenants (where applicable) on any of its borrowing facilities. The table below provides undiscounted cash flows towards financial liabilities into relevant maturity based on the remaining period at the balance sheet date to the contractual maturity date.

(Amount in ₹)

Particulars	Carrying Amount	< 1 Years	1 - 3 Years	> 3 Years	Total
As at March 31, 2020					
Interest rate borrowings	43,55,51,160	27,40,01,890	-	16,15,49,270	43,55,51,160
Other liabilities	18,50,44,140	9,76,58,098	8,73,86,042	-	18,50,44,140
Trade and other payables	80,03,25,578	80,03,25,578	-	-	80,03,25,578
Lease liabilities	4,60,49,319	3,27,37,781	1,33,11,538		4,60,49,319
Total	1,46,69,70,197	1,20,47,23,347	10,06,97,580	16,15,49,270	1,46,69,70,197
As at March 31, 2019					
Interest rate borrowings	40,86,24,035	24,67,96,375	-	16,18,27,660	40,86,24,035
Other liabilities	20,94,46,903	12,20,60,861	8,73,86,042	-	20,94,46,903
Trade and other payables	45,04,96,102	45,04,96,102	-	-	45,04,96,102
Total	1,06,85,67,040	81,93,53,338	8,73,86,042	16,18,27,660	1,06,85,67,040

Competition and price risk

The Company faces competition from local and foreign competitors. Nevertheless, it believes that it has competitive advantage in terms of high quality products and by continuously upgrading its expertise and range of products to meet the needs of its customers.

DOOGAR & ASSOCIATES FRN: 000561N New Delhi Chartered Accountants

Jindal Stainless (Hisar) Limited

44 Capital risk management

The Company manages its capital structure and makes adjustments in light of changes in economic conditions and the requirements of the financial covenants. The Company's primary objective when managing capital is to ensure that it maintains an efficient capital structure and healthy capital ratios and safeguard the Company's ability to continue as a going concern in order to support its business and provide maximum returns for shareholders. The Company also proposes to maintain an optimal capital structure to reduce the cost of capital.

For the purpose of the Company's capital management, capital includes issued equity share capital, security premium reserve and all other equity reserves. Net debt includes, interest bearing loans and borrowings, trade and other payables less cash and short term deposits. The Company monitors capital using gearing ratio, which is net debt divided by total capital.

(Amount in ₹)

Particulars	As at March 31, 2020	As at March 31, 2019
Loans and borrowings	43,55,51,160	40,86,24,035
Less : cash and cash equivalents	15,84,411	7,05,128
Net debt (a)	**43,39,66,749**	**40,79,18,907**
Total capital (b)	**1,07,17,34,897**	**1,00,27,00,906**
Capital and net debt (c= a+b)	**1,50,57,01,646**	**1,41,06,19,813**
Gearing ratio	**28.82%**	**28.92%**

45 Fair value of financial assets and liabilities and hierachy

The Company measures financial instruments at fair value in accordance with the accounting policies mentioned above. Fair value is the price that would be received to sell an asset or paid to transfer a liability in an orderly transaction between market participants at the measurement date. The fair value measurement is based on the presumption that the transaction to sell the asset or transfer the liability takes place either: -

The following methods and assumptions were used to estimate the fair values: -

(i) The carrying amounts of trade receivables, trade payables and cash and cash equivalents are considered to be the same as their fair values due to their short term nature.

(ii) The fair value of security deposit given was calculated based on cash flows discounted using the discount rate that reflects the issuer's borrowings rate. They are classified as Level 2 fair values in the fair value hierachy due to the inclusion of unobservable inputs including counterparty credit risk.

(iii) For financial assets and liabilities that are measured at fair value, the carrying amounts are equal to the fair values.

Fair Value Hierarchy

The following table provides the fair value measurement hierarchy of Company's financial asset and financial liabilities, grouped into Level 1 to Level 3 as described below:
Level 1- Quoted price/ NAV for identical instruments in an active market
Level 2- Directly or indirectly observable market inputs, other than Level 1 inputs; and
Level 3- Inputs which are not based observable market data

(Amount in ₹)

Particulars	As at March 31, 2020		As at March 31, 2019	
	Carrying amount	Fair value	Carrying amount	Fair value
Measured at amortised cost				
(a) Financial assets				
Other financial assets	2,66,62,831	2,66,62,831	2,83,14,524	2,83,14,524
Trade receivables	80,57,71,022	80,57,71,022	65,66,34,974	65,66,34,974
Cash & cash equivalents	15,84,411	15,84,411	7,05,128	7,05,128
Bank balances other than cash and	7,49,90,691	7,49,90,691	1,85,21,373	1,85,21,373
Total financial assets	**90,90,08,955**	**90,90,08,955**	**70,41,75,999**	**70,41,75,999**
(b) Financial Liabilities				
Borrowings	43,55,51,160	43,55,51,160	40,86,24,035	40,86,24,035
Trade payables	80,03,25,578	80,03,25,578	45,04,96,102	45,04,96,102
Other financial liabilities	18,50,44,140	18,50,44,140	20,94,46,903	20,94,46,903
Lease liabilities	4,60,49,319	4,60,49,319		
Total financial assets	**1,46,69,70,197**	**1,46,69,70,197**	**1,06,85,67,040**	**1,06,85,67,040**

New Delhi
Chartered Accountants
Stainless (Hisar) Limited

46 Amount spent towards Corporate Social Responsibility (CSR) as per the provisions of section 135 of Companies Act, 2013 for the year amounting to ₹ 67,87,373 (March 31, 2019: ₹ 33,24,052)

47 Exceptional items represents gain (net) of ₹ 1,37,74,213 (March 31, 2019: ₹ 1,90,22,102) on translation of currency monetary items i.e. working capital loans, trade receivables and trade payables at the date of balance sheet.

48 Previous year figures have been regrouped/ rearranged, wherever considered necessary to conform to current year's classification.

See accompanying notes to the financial statements **1 to 48**

As per our report of even date

For **Doogar & Associates**
Chartered Accountants
Firm's registration No. 000561N

Vardhman Doogar
Partner
M. No 517347

Place : Gurugram
Dated : 8th June 2020

For and on behalf of the Board of Directors

Deepika Jindal
Managing Director
DIN No. 00015188

Mandeep Singh
Executive Director & CEO
DIN: 03387567

Ajay Jain
Chief Financial Officer

Dharitendu Harit
Company Secretary
M. No. A15123

JSL Lifestyle Limited

Notes forming part of the financial statements for the year ended March 31, 2020

(c) Subsidiaries, associates and joint ventures of parties listed in (a) & (b) above with whom transactions have taken place during the current and previous year

Jindal Stainless Steelway Limited
Green Delhi BQS Limited
JSL Media Limited
Jindal Stainless Limited
Jindal Stainless Corporate Management Services Pvt. Ltd.
Cinennamon Boutique Private Limited

The following transactions were carried out with related parties in the ordinary course of business:

(Amount in ₹)

Particulars	For the year ended March 31, 2020		For the year ended March 31, 2019	
	Holding Company	Associates & Other Parties	Holding Company	Associates & Other Parties
1 Sales of finished goods/scrap				
Jindal Stainless (Hisar) Limited	12,77,26,821	-	18,86,52,125	-
Jindal Stainless Limited	-	57,66,155	-	90,39,914
Jindal Stainless Corporate Management Services Private Limited	-	2,77,96,009	-	69,18,783
Jindal Stainless Steelway Limited	-	8,28,716	-	7,93,761
2 Job work charges (Income)				
Jindal Stainless (Hisar) Limited	2,46,668	-	3,51,177	-
Jindal Stainless Steelway Limited	-	1,86,651	-	-
3 Purchase of raw material				
Jindal Stainless (Hisar) Limited	1,13,34,03,130	-	1,49,70,68,087	-
Jindal Stainless Limited	-	3,85,67,792	-	6,46,78,651
Jindal Stainless Steelway Limited	-	5,53,01,802	-	84,51,730
4 Reimbursement of expenses paid on our behalf				
Jindal Stainless (Hisar) Limited	27,39,114	-		
Jindal Stainless Limited	-	42,62,147	-	81,73,274
Jindal Stainless Steelway Limited	-	2,10,621	-	4,36,000
5 Expenses recovered				
Jindal Stainless (Hisar) Limited	6,65,829	-	-	-
Jindal Stainless Steelway Limited	-	10,80,000	-	4,20,000
Green Delhi BQS Limited	-	-	-	4,41,763
JSL Media Limited	-	-	-	26,42,140
6 Interest Paid				
Jindal Stainless (Hisar) Limited	1,24,25,684	-	1,28,70,006	-
Jindal Stainless Steelway Limited	-	2,01,438	-	-
7 Job work charges (expenses)				
Jindal Stainless Steelway Limited	-	33,30,876	-	12,89,821
8 Rent & maintenance charges paid				
Jindal Stainless (Hisar) Limited	1,13,30,920	-	80,03,475	-
Cinnamon Boutique Private Limited	-	42,38,246	-	41,63,989
9 Sale of Property, Plant and Equipment				
Jindal Stainless (Hisar) Limited	-	-	1,62,52,401	-
10 Purchase of Property, Plant and Equipment				
Jindal Stainless (Hisar) Limited	33,32,744	-	-	-
11 Bad debts				
JSL Media Limited	-	1,13,52,381	-	-
Green Delhi BQS Limited	-	1,62,274	-	-

** Transactions reported are exclusive of GST*





JSL Lifestyle Limited

Notes forming part of the financial statements for the year ended March 31, 2020

Particulars	For the year ended March 31, 2020		For the year ended March 31, 2019	
	Holding Company	Associates & Other Parties	Holding Company	Associates & Other Parties
1. ICD Loan (including interest accrued)				
Jindal Stainless (Hisar) Limited	16,15,49,270	-	15,89,62,121	-
2. Interest and other payables				
Jindal Stainless (Hisar) Limited	8,73,86,042	-	8,73,86,042	-
3. Amount receivables				
JSL Media Limited	-	-	-	1,02,05,578
Jindal Stainless Corporate Management Services Pvt. Ltd.	-	32,29,986	-	11,87,807
Jindal Stainless Limited	-	-	-	1,11,43,164
4. Amount payable				
Jindal Stainless (Hisar) Limited	47,45,63,184	-	19,74,12,900	-
Jindal Stainless Limited	-	2,95,74,535	-	-
Jindal Stainless Steelway Limited	-	98,07,349	-	5,72,273
Cinnamon Boutique Private Limited	-	26,52,883	-	19,46,846
5. Guarantees issued on behalf of the Company				
Jindal Stainless (Hisar) Limited	17,47,05,940	-	-	-

Compensation to Key Managerial Personnel

(Amount in ₹)

Particulars	For the year ended March 31, 20120	For the year ended March 31, 2019
Short-term employee benefits	6,32,03,448	3,70,70,911
Post-employment benefits	-	-
Other long-term benefits	-	-
Termination benefits	-	-
Employee share based payment	-	-
Director's sitting fee	4,20,000	4,35,000
Total Compensation	**6,36,23,448**	**3,75,05,911**

Notes: -

1 As the future liability for gratuity and leave encashment is provided on an actuarial basis for the company as a whole, the amount pertaining to individual is not ascertainable and therefore not included above.





1. Corporate Information

JSL Lifestyle Limited ("the Company") is domiciled and incorporated in India. The registered office of the Company is located at 48th k.m. Stone, Delhi Rohtak Road, Village Rohad, Tehsil Bahadurgarh, Jhajjar (Haryana).

The Company is engaged in selling stainless steel modular kitchen, cookware and tableware products & operates through its premium brand 'Arttdinox' and manufactures and sells architectural products through its brand 'Arc'. The professionally qualified in-house design team is dedicated in exploring the frontiers of design and the product range is a celebration of both form and function.

2. a) Basis of preparation

These financial statements have been prepared in accordance with the accounting standards notified under Section 133 of the Companies Act 2013, read with Companies (Indian Accounting Standards) Rules, 2015 and Companies (Indian Accounting Standards) (Amendment) Rules, 2016 and relevant provisions of the Companies Act, 2013.

The Financial Statements correspond to the classification provisions contained in Ind-AS 1 (Presentation of Financial Statements).

The significant accounting policies used in preparing the financial statements are set out in Note No. 2 of the Notes to the Financial Statements.

The preparation of the financial statements requires management to make estimates and assumptions. Actual results could vary from these estimates. The estimates and underlying assumptions are reviewed on an on-going basis. Revisions to accounting estimates are recognised in the period in which the estimates are revised if the revision effects only that period or in the period of the revision and future periods if the revision affects both current and future years (refer Note No. 4 on critical accounting estimates, assumptions and judgements).

b) Significant accounting policies

2.1 Basis of Measurement

The financial statements have been prepared on the accrual basis of accounting and under the historical cost convention except for certain financial assets and financial liabilities that are measured at fair values at the end of each reporting period, as stated in the accounting policies set out below.

The financial statements are presented in Indian Rupees (Rs.), which is the Company's functional and presentation currency and all amounts are rounded to the nearest rupees (except otherwise stated).

2.2 Property, Plant and Equipment

a) For transition to IND AS, the Company has elected to continue with the carrying value of previous GAAP for all its tangible assets as of April 1, 2015 (transition date) and use that carrying value as its deemed cost on transition date.

b) Depreciation on Property, plant & equipment is provided on Straight Line Method over their useful lives and in the manner specified in Schedule II of the Companies Act, 2013. However, in respect of certain plant & machinery and electric installations, depreciation is provided as per their useful lives assessed on the basis of technical evaluation by the external valuer.

New Delhi
Chartered Accountants

2.3 Intangible Assets

Identifiable intangible assets are recognised:

a) When the Company controls the asset,
b) It is probable that future economic benefits attributed to the asset will flow to the Company and
c) The cost of the asset can be reliably measured.

Computer Software, Trade Mark and Patents are capitalised at the amounts paid to acquire the respective license for use and are amortised over the period of license, generally not exceeding five years on straight line basis. The assets' useful lives are reviewed at each financial year end.

2.4 Research and development cost:

Research Cost:
Revenue expenditure on research is expensed under the respective heads of accounts in the period in which it is incurred.

Development Cost:
Development expenditure on new product is capitalized as intangible asset, if technical and commercial feasibility as per IND AS 38 demonstrated.

2.5 Impairment of non-current assets

An asset is considered as impaired when at the date of Balance Sheet there are indications of impairment and the carrying amount of the asset, or where applicable the cash generating unit to which the asset belongs exceeds its recoverable amount (i.e. the higher of the net asset selling price and value in use).The carrying amount is reduced to the recoverable amount and the reduction is recognized as an impairment loss in the Statement of Profit and Loss. The impairment loss recognized in the prior accounting period is reversed if there has been a change in the estimate of recoverable amount. Post impairment, depreciation is provided on the revised carrying value of the impaired asset over its remaining useful life.

2.6 Cash and cash equivalents

Cash and cash equivalents includes Cash on hand and at bank, deposits held at call with banks, other short-term highly liquid investments with original maturities of three months or less that are readily convertible to a known amount of cash and are subject to an insignificant risk of changes in value and are held for the purpose of meeting short-term cash commitments.

For the purpose of the Statement of Cash Flows, cash and cash equivalents consists of cash and short term deposits, as defined above, net of outstanding bank overdraft as they are considered an integral part of the Company's cash management.

2.7 Inventories

Inventories are valued at the lower of cost and net realizable value except scrap, which is valued at net realizable value. Net realisable value is the estimated selling price in the ordinary course of business, less estimated costs of completion and the estimated costs necessary to make the sale. The cost of inventories comprises of cost of purchase, cost of conversion and other costs incurred in bringing the inventories to their respective present location and condition. Cost is computed on the weighted average basis.

Jindal Stainless (Hisar) Limited

New Delhi
Chartered Accountants

2.8 Employee benefits

a) Short term employee benefits are recognized as an expense in the Statement of Profit and Loss of the year in which the related services are rendered.

b) Leave encashment being a short term benefit is accounted for using the Projected Unit Credit Method, on the basis of actuarial valuations carried out by third party actuaries at each Balance Sheet date. Actuarial gains and losses arising from experience adjustments and changes in actuarial assumptions are charged or credited to profit and loss in the period in which they arise.

c) Contribution to Provident Fund, a defined contribution plan, is made in accordance with the statute, and is recognised as an expense in the year in which employees have rendered services.

d) The cost of providing gratuity, a defined benefit plans, is determined using the Projected Unit Credit Method, on the basis of actuarial valuations carried out by third party actuaries at each Balance Sheet date. Actuarial gains and losses arising from experience adjustments and changes in actuarial assumptions are charged or credited to Other Comprehensive Income in the period in which they arise. Other costs are accounted in statement of profit and loss.

e) The Company's liability towards employee benefits such as gratuity, leave encashment etc. is provided for on the basis of actuarial valuation. Company does not operate any defined plan for Gratuity; hence, the liability is recognised in the books.

2.9 Foreign currency reinstatement and translation

(a) Functional and presentation currency

The financial statements have been presented in Indian Rupees (INR), which is the Company's functional and presentation currency.

(b) Transactions and balances

Transactions in foreign currencies are initially recorded by the Company at exchange rates prevailing at the date of the transaction. Subsequently monetary items are translated at closing exchange rates of balance sheet date and the resulting exchange difference is recognised in profit or loss. Differences arising on settlement of monetary items are also recognised in profit or loss.

Non-monetary items that are measured in terms of historical cost in a foreign currency are translated using the exchange rates at the dates of the transaction. Non-monetary items carried at fair value that are denominated in foreign currencies are translated at the exchange rates prevailing at the date when the fair value was determined. Exchange component of the gain or loss arising on fair valuation of non-monetary items is recognised in line with the gain or loss of the item that gave rise to such exchange difference.

2.10 Financial instruments – initial recognition, subsequent measurement and impairment

A financial instrument is any contract that gives rise to a financial asset of one entity and a financial liability or equity instrument of another entity. Financial assets and liabilities are initially measured at fair value. Transaction cost that are directly attributable to the acquisition or issue of financial assets or financial liabilities (Other than financial assets and financial liabilities at fair value through profit and loss account) are added to or deducted from fair value measured initial recognition of financial asset or financial liability.

Financial Assets and liabilities are measured at amortised cost or fair value through Other Comprehensive Income or fair value through Profit or Loss, depending on its business model for managing those financial assets and liabilities and the assets and liabilities contractual cash flow characteristics.

Jindal Stainless (Hisar) Limited

New Delhi
Chartered Accountants

Financial Assets at amortised cost

Financial assets are subsequently measured at amortised cost if these financial assets are held within a business whose objective is to hold these assets to collect contractual cash flows and the contractual terms of the financial assets give rise on specified dates to cash flows that are solely payments of principal and interest amount outstanding.

Financial Assets at fair value through other comprehensive income

Financial assets are measured at fair value through other comprehensive income if these financial assets are held within a business whose objective is achieved by both collecting contractual cash flows on specified dates that are solely payments of principal and interest on the principal amount outstanding and selling financial assets.

Financial assets at fair value through profit or loss

Financial assets are measured at fair value through profit or loss unless it is measured at amortised cost or at fair value through other comprehensive income on initial recognition. The transaction cost directly attributable to the acquisition of financial assets and liability at fair value thorough profit or loss are immediately recognised in profit or loss.

Financial liabilities

Financial liabilities including interest bearing loans and borrowings and trade payables are subsequently measured at amortised cost using the effective interest rate method (EIR) except those designated in an effective hedging relationship.

Amortised cost is calculated by taking into account any discount or premium on acquisition and fee or costs that are an integral part of the EIR. The EIR amortisation is included in finance costs in the Statement of Profit and Loss.

2.11 Borrowing costs

Borrowing costs specifically relating to the acquisition or construction of qualifying assets that necessarily takes a substantial period of time to get ready for its intended use are capitalized (net of income on temporarily deployment of funds) as part of the cost of such assets. Borrowing costs consist of interest and other costs that the Company incurs in connection with the borrowing of funds.

For general borrowing used for the purpose of obtaining a qualifying asset, the amount of borrowing costs eligible for capitalization is determined by applying a capitalization rate to the expenditures on that asset. The capitalization rate is the weighted average of the borrowing costs applicable to the borrowings of the Company that are outstanding during the period, other than borrowings made specifically for the purpose of obtaining a qualifying asset. The amount of borrowing costs capitalized during a period does not exceed the amount of borrowing cost incurred during that period.

All other borrowing costs are expensed in the period in which they occur.

2.12 Taxation

Income tax expense represents the sum of current and deferred tax (including MAT). Tax is recognised in the Statement of Profit and Loss, except to the extent that it relates to items recognised directly in equity or other comprehensive income, in such cases the tax is also recognised directly in equity or in other comprehensive income. Any subsequent change in direct tax on items initially recognised in equity or other comprehensive income is also recognised in equity or other comprehensive income, such change could be for change in tax rate.

New Delhi
Chartered Accountants

Current tax provision is computed for Income calculated after considering allowances and exemptions under the provisions of the applicable Income Tax Laws. Current tax assets and current tax liabilities are off set, and presented as net.

Deferred tax is recognised on differences between the carrying amounts of assets and liabilities in the Balance sheet and the corresponding tax bases used in the computation of taxable profit and are accounted for using the liability method. Deferred tax liabilities are generally recognised for all taxable temporary differences, and deferred tax assets are generally recognised for all deductible temporary differences, carry forward tax losses and allowances to the extent that it is probable that future taxable profits will be available against which those deductible temporary differences, carry forward tax losses and allowances can be utilised. Deferred tax assets and liabilities are measured at the applicable tax rates. Deferred tax assets and deferred tax liabilities are off set, and presented as net.

The carrying amount of deferred tax assets is reviewed at each balance sheet date and reduced to the extent that it is no longer probable that sufficient taxable profits will be available against which the temporary differences can be utilised.

Minimum Alternative Tax (MAT) is applicable to the Company. Credit of MAT is recognised as an asset only when and to the extent there is convincing evidence that the Company will pay normal income tax during the specified period, i.e., the period for which MAT credit is allowed to be carried forward. In the year in which the MAT credit becomes eligible to be recognised as an asset, the said asset is created by way of a credit to the profit and loss account and shown as MAT credit entitlement. The Company reviews the same at each balance sheet date and writes down the carrying amount of MAT credit entitlement to the extent there is no longer convincing evidence to the effect that the Company will pay normal income tax during the specified period

2.13 Revenue recognition and other income

Sale of Goods

Revenue is recognized at the fair value of consideration received or receivable and represents the net invoice value of goods supplied to third parties after deducting discounts, volume rebates and outgoing sales tax and are recognized either on delivery or on transfer of significant risk and rewards of ownership of the goods. Revenue is inclusive of excise duty.

Sale of Services

Revenue from services is accounted for on the basis of work performed and rendering of services as per the terms of the specific contract.

Other Operating Income

Incentives on export as per the policy of government are recognized in books after due consideration of certainty of utilization.

Other Income

Interest
Interest income is recognised on a time proportion basis taking into account the amount outstanding and the rate applicable.





2.14 Earnings per share

Basic earnings per share are calculated by dividing the net profit or loss for the year attributable to equity shareholders (after deducting preference dividends, if any and attributable taxes) by the weighted average number of equity shares outstanding during the year. Partly paid equity shares are treated as a fraction of an equity share to the extent that they were entitled to participate in dividends relative to a fully paid equity share during the reporting year.

For the purpose of calculating diluted earnings per share, the net profit or loss for the year attributable to equity shareholders and the weighted average number of shares outstanding during the year are adjusted for the effects of all dilutive potential equity shares, if any.

2.15 Provisions and contingencies

Provisions

Provisions are recognised when the Company has a present obligation (legal or constructive) as a result of a past event, it is probable that an outflow of resources embodying economic benefits will be required to settle the obligation and a reliable estimate can be made of the amount of the obligation. If the effect of the time value of money is material, provisions are discounted using equivalent period government securities interest rate. Unwinding of the discount is recognised in the Statement of Profit and Loss as a finance cost. Provisions are reviewed at each balance sheet date and are adjusted to reflect the current best estimate.

Contingencies

Contingent liabilities are disclosed when there is a possible obligation arising from past events, the existence of which will be confirmed only by the occurrence or non-occurrence of one or more uncertain future events not wholly within the control of the Company or a present obligation that arises from past events where it is either not probable that an outflow of resources will be required to settle or a reliable estimate of the amount cannot be made. Information on contingent liability is disclosed in the Notes to the Financial Statements. Contingent assets are not recognised. However, when the realisation of income is virtually certain, then the related asset is no longer a contingent asset, but it is recognised as an asset.

2.16 Current /non-current classification

The Company presents assets and liabilities in statement of financial position based on current/non-current classification.

The Company has presented non-current assets and current assets before equity, non-current liabilities and current liabilities in accordance with Schedule III, Division II of Companies Act, 2013 notified by MCA.

An asset is classified as current when it is:

a) Expected to be realised or intended to be sold or consumed in normal operating cycle,
b) Held primarily for the purpose of trading,
c) Expected to be realised within twelve months after the reporting period, or
d) Cash or cash equivalent unless restricted from being exchanged or used to settle a liability for at least twelve months after the reporting period.

All other assets are classified as non-current.

A liability is classified as current when:
a) It is expected to be settled in normal operating cycle,
b) It is held primarily for the purpose of trading,
c) It is due to be settled within twelve months after the reporting period, or
d) There is no unconditional right to defer the settlement of the liability for at least twelve months after the reporting period.



All other liabilities are classified as non-current.

The operating cycle is the time between the acquisition of assets for processing and their realisation in cash or cash equivalents.

Deferred tax assets and liabilities are classified as non-current assets and liabilities.

2.17 Critical accounting estimates, assumptions and judgements

In the process of applying the Company's accounting policies, management has made the following estimates, assumptions and judgements, which have significant effect on the amounts recognised in the financial statement:

(a) **Income taxes**
Management judgment is required for the calculation of provision for income taxes and deferred tax assets and liabilities. The Company reviews at each balance sheet date the carrying amount of deferred tax assets. The factors used in estimates may differ from actual outcome which could lead to significant adjustment to the amounts reported in the financial statements.

(b) **Contingencies**
Management judgement is required for estimating the possible outflow of resources, if any, in respect of contingencies/claim/litigations against the Company as it is not possible to predict the outcome of pending matters with accuracy.

(c) Allowance for uncollected accounts receivable and advances
Trade receivables do not carry any interest and are stated at their normal value as reduced by appropriate allowances for estimated irrecoverable amounts. Individual trade receivables are written off when management deems them not to be collectible. Impairment is made on the expected credit losses, which are the present value of the cash shortfall over the expected life of the financial assets.

(d) Liquidated damages
Liquidated damages payable are estimated and recorded as per contractual terms; estimate may vary from actuals as levy by customer.

(e) Fair value of financial assets and liabilities
When the fair value of financial assets and financial liabilities recorded in the balance sheet cannot be measured based on quoted prices in active markets, their fair value is measured using valuation techniques including the Discounted Cash Flow (DCF) model. The inputs to these models are taken from observable markets where possible, but where this is not feasible, a degree of judgement is required in establishing fair value. Judgements include consideration of input such as liquidity risk, credit risk and volatility. Changes in assumptions about these factors could affect the reported fair value of financial instruments.

(f) Defined benefit plan
The cost of the defined benefit plan and other post-employment benefits and the present value of such obligation are determined using actuarial valuations. An actuarial valuation involves making various assumptions that may differ from actual developments in future. These include the determination of the discount rate, future salary increases, mortality rates and attrition rate. Due to the complexities involved in the valuation and its long-term nature, a defined benefit obligation is highly sensitive to changes in these assumptions. All assumptions are reviewed at each reporting date.





2.18 Leases

Effective April 1, 2019, the Company adopted Ind AS 116 "Leases" and applied the standard to all lease contracts existing on April 1, 2019 using the modified retrospective method on the date of initial application. Consequently, the Company recorded the lease liability at the present value of the lease payments discounted at the incremental borrowing rate and the right of use asset at its carrying amount.

The Company's lease asset classes primarily consist of leases for land and buildings. The Company assesses whether a contract contains a lease, at inception of a contract. A contract is, or contains, a lease if the contract conveys the right to control the use of an identified asset for a period of time in exchange for consideration. To assess whether a contract conveys the right to control the use of an identified asset, the Company assesses whether: (i) the contract involves the use of an identified asset (ii) the Company has substantially all of the economic benefits from use of the asset through the period of the lease and (iii) the Company has the right to direct the use of the asset.

The Company recognizes a right-of-use asset ("ROU") and a corresponding lease liability for all lease arrangements in which it is a lessee, except for leases with a term of twelve months or less (short-term leases) and low value leases. For these short-term and low value leases, the Company recognizes the lease payments as an operating expense on a straight-line basis over the term of the lease. Right-of-use assets are depreciated on a straight-line basis over the shorter of the lease term and useful life of the underlying asset.

DOOGAR & ASSOCIATES FRN : 000561N New Delhi Chartered Accountants

Jindal Stainless (Hisar) Limited

2.3 Intangible Assets

Identifiable intangible assets are recognised:

a) When the Company controls the asset,
b) It is probable that future economic benefits attributed to the asset will flow to the Company and
c) The cost of the asset can be reliably measured.

Computer Software, Trade Mark and Patents are capitalised at the amounts paid to acquire the respective license for use and are amortised over the period of license, generally not exceeding five years on straight line basis. The assets' useful lives are reviewed at each financial year end.

2.4 Research and development cost:

Research Cost:
Revenue expenditure on research is expensed under the respective heads of accounts in the period in which it is incurred.

Development Cost:
Development expenditure on new product is capitalized as intangible asset, if technical and commercial feasibility as per IND AS 38 demonstrated.

2.5 Impairment of non-current assets

An asset is considered as impaired when at the date of Balance Sheet there are indications of impairment and the carrying amount of the asset, or where applicable the cash generating unit to which the asset belongs exceeds its recoverable amount (i.e. the higher of the net asset selling price and value in use).The carrying amount is reduced to the recoverable amount and the reduction is recognized as an impairment loss in the Statement of Profit and Loss. The impairment loss recognized in the prior accounting period is reversed if there has been a change in the estimate of recoverable amount. Post impairment, depreciation is provided on the revised carrying value of the impaired asset over its remaining useful life.

2.6 Cash and cash equivalents

Cash and cash equivalents includes Cash on hand and at bank, deposits held at call with banks, other short-term highly liquid investments with original maturities of three months or less that are readily convertible to a known amount of cash and are subject to an insignificant risk of changes in value and are held for the purpose of meeting short-term cash commitments.

For the purpose of the Statement of Cash Flows, cash and cash equivalents consists of cash and short term deposits, as defined above, net of outstanding bank overdraft as they are considered an integral part of the Company's cash management.

2.7 Inventories

Inventories are valued at the lower of cost and net realizable value except scrap, which is valued at net realizable value. Net realisable value is the estimated selling price in the ordinary course of business, less estimated costs of completion and the estimated costs necessary to make the sale. The cost of inventories comprises of cost of purchase, cost of conversion and other costs incurred in bringing the inventories to their respective present location and condition. Cost is computed on the weighted average basis.

Certified to be True
For Jindal Stainless (Hisar) Limited
Company Secretary

DOOGAR & ASSOCIATES FRN: 000561N New Delhi Chartered Accountants

INDEPENDENT AUDITOR'S REPORT

To The Board of Directors
JSL Lifestyle Limited

Report on the Financial Statements

Opinion

We have audited the accompanying financial statements of **JSL Lifestyle Limited** ("the Company"), which comprise the Balance Sheet as at September 30, 2020, the Statement of Profit and Loss (including other comprehensive income), the Statement of changes in equity and the Statement of Cash Flows for the period then ended, and notes to the financial statements, including a summary of the significant accounting policies and other explanatory information.

In our opinion and to the best of our information and according to the explanations given to us, the aforesaid financial statements give a true and fair view in conformity with the accounting principles generally accepted in India, of the state of affairs of the Company as at September 30, 2020, the profit, changes in equity and its cash flows for the period ended on that date.

Basis for Opinion

We conducted our audit in accordance with the Standards on Auditing (SAs) specified under section 143(10) of the Act. Our responsibilities under those Standards are further described in the *Auditor's Responsibilities for the Audit of the Financial Statements* section of our report. We are independent of the Company in accordance with the *Code of Ethics* issued by the Institute of Chartered Accountants of India together with the ethical requirements that are relevant to our audit of the financial statements under the provisions of the Act and the Rules made thereunder, and we have fulfilled our other ethical responsibilities in accordance with these requirements and the Code of Ethics. We believe that the audit evidence we have obtained is sufficient and appropriate to provide a basis for our opinion.

Other Matters

We draw attention to the fact that accompanying financial statements, are made specifically for the purpose of Composite Scheme of Arrangement of Demerger/Merger of JSL Lifestyle Limited, for the period ended 30th September, 2020 and as a result, the financial statements may not be suitable for another purpose. Our opinion is not modified in respect of this matter.

Responsibility of Management for the Financial Statements

The Company's Board of Directors is responsible for the matters stated in section 134(5) of the Act with respect to the preparation of these financial statements that give a true and fair view of the financial position, financial performance, changes in equity and cash flows of the Company in accordance with the accounting principles generally accepted in India, including the Accounting Standards specified under section 133 of the Act. This responsibility also includes maintenance of adequate accounting records in accordance with the provisions of the Act for safeguarding of the assets of the Company and for preventing and detecting frauds and other irregularities; selection and application of appropriate accounting policies; making judgments and estimates that are reasonable and prudent; and design, implementation and maintenance of adequate internal financial controls, that were operating effectively for ensuring the accuracy and completeness of the

DOOGAR & ASSOCIATES ★ Chartered Accountants ★ New Delhi

13, Community Centre, East of Kailash, New Delhi-110065, PH : 26472557, 26419079, 26218274, 26219491
Email : client@doogar.com, admin@doogar.com
Website: www.doogar.com

accounting records, relevant to the preparation and presentation of the financial statement that give a true and fair view and are free from material misstatement, whether due to fraud or error.

In preparing the financial statements, management is responsible for assessing the Company's ability to continue as a going concern, disclosing, as applicable, matters related to going concern and using the going concern basis of accounting unless management either intends to liquidate the Company or to cease operations, or has no realistic alternative but to do so.

Those Board of Directors are also responsible for overseeing the company's financial reporting process.

Auditor's Responsibility for the Audit of the Financial Statements

Our objectives are to obtain reasonable assurance about whether the financial statements as a whole are free from material misstatement, whether due to fraud or error, and to issue an auditor's report that includes our opinion. Reasonable assurance is a high level of assurance but is not a guarantee that an audit conducted in accordance with SAs will always detect a material misstatement when it exists. Misstatements can arise from fraud or error and are considered material if, individually or in the aggregate, they could reasonably be expected to influence the economic decisions of users taken on the basis of these financial statements.

As part of an audit in accordance with SAs, we exercise professional judgment and maintain professional skepticism throughout the audit. We also:

- Identify and assess the risks of material misstatement of the financial statements, whether due to fraud or error, design and perform audit procedures responsive to those risks, and obtain audit evidence that is sufficient and appropriate to provide a basis for our opinion. The risk of not detecting a material misstatement resulting from fraud is higher than for one resulting from error, as fraud may involve collusion, forgery, intentional omissions, misrepresentations, or the override of internal control.

- Obtain an understanding of internal financial controls relevant to the audit in order to design audit procedures that are appropriate in the circumstances. Under section 143(3)(i) of the Act, we are also responsible for expressing our opinion on whether the Company has adequate internal financial controls system in place and the operating effectiveness of such controls.

- Evaluate the appropriateness of accounting policies used and the reasonableness of accounting estimates and related disclosures made by management.

- Conclude on the appropriateness of management's use of the going concern basis of accounting and, based on the audit evidence obtained, whether a material uncertainty exists related to events or conditions that may cast significant doubt on the Company's ability to continue as a going concern. If we conclude that a material uncertainty exists, we are required to draw attention in our auditor's report to the related disclosures in the financial statements or, if such disclosures are inadequate, to modify our opinion. Our conclusions are based on the audit evidence obtained up to the date of our auditor's report. However, future events or conditions may cause the Company to cease to continue as a going concern.

- Evaluate the overall presentation, structure and content of the financial statements, including the disclosures, and whether the financial statements represent the underlying transactions and events in a manner that achieves fair presentation.

We communicate with those charged with governance regarding, among other matters, the planned scope and timing of the audit and significant audit findings, including any significant deficiencies in internal control that we identify during our audit.

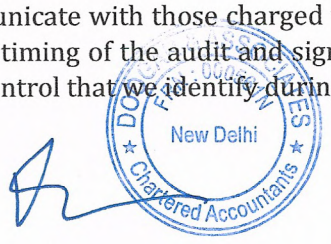

JSL Lifestyle Limited

Notes to the financial statements for the period ended September 30, 2020

1. Corporate Information

JSL Lifestyle Limited ("the Company") is domiciled and incorporated in India. The registered office of the Company is located at 48th k.m. Stone, Delhi Rohtak Road, Village Rohad, Tehsil Bahadurgarh, Jhajjar (Haryana).

The Company is engaged in selling stainless steel modular kitchen, cookware and tableware products & operates through its premium brand 'Arttdinox' and manufactures and sells architectural products through its brand 'Arc'. The professionally qualified in-house design team is dedicated in exploring the frontiers of design and the product range is a celebration of both form and function.

2. a) Basis of preparation

These financial statements have been prepared in accordance with the accounting standards notified under Section 133 of the Companies Act 2013, read with Companies (Indian Accounting Standards) Rules, 2015 and Companies (Indian Accounting Standards) (Amendment) Rules, 2016 and relevant provisions of the Companies Act, 2013.

The Financial Statements correspond to the classification provisions contained in Ind-AS 1 (Presentation of Financial Statements).

The significant accounting policies used in preparing the financial statements are set out in Note No. 2 of the Notes to the Financial Statements.

The preparation of the financial statements requires management to make estimates and assumptions. Actual results could vary from these estimates. The estimates and underlying assumptions are reviewed on an on-going basis. Revisions to accounting estimates are recognised in the period in which the estimates are revised if the revision effects only that period or in the period of the revision and future periods if the revision affects both current and future years (refer Note No. 4 on critical accounting estimates, assumptions and judgements).

b) Significant accounting policies

2.1 Basis of Measurement

The financial statements have been prepared on the accrual basis of accounting and under the historical cost convention except for certain financial assets and financial liabilities that are measured at fair values at the end of each reporting period, as stated in the accounting policies set out below.

The financial statements are presented in Indian Rupees (Rs.), which is the Company's functional and presentation currency and all amounts are rounded to the nearest rupees (except otherwise stated).

2.2 Property, Plant and Equipment

a) For transition to IND AS, the Company has elected to continue with the carrying value of previous GAAP for all its tangible assets as of April 1, 2015 (transition date) and use that carrying value as its deemed cost on transition date.

b) Depreciation on Property, plant & equipment is provided on Straight Line Method over their useful lives and in the manner specified in Schedule II of the Companies Act, 2013. However, in respect of certain plant & machinery and electric installations, depreciation is provided as per their useful lives assessed on the basis of technical evaluation by the external valuer.



2.3 Intangible Assets

Identifiable intangible assets are recognised:

a) When the Company controls the asset,
b) It is probable that future economic benefits attributed to the asset will flow to the Company and
c) The cost of the asset can be reliably measured.

Computer Software, Trade Mark and Patents are capitalised at the amounts paid to acquire the respective license for use and are amortised over the period of license, generally not exceeding five years on straight line basis. The assets' useful lives are reviewed at each financial year end.

2.4 Research and development cost:

Research Cost:
Revenue expenditure on research is expensed under the respective heads of accounts in the period in which it is incurred.

Development Cost:
Development expenditure on new product is capitalized as intangible asset, if technical and commercial feasibility as per IND AS 38 demonstrated.

2.5 Impairment of non-current assets

An asset is considered as impaired when at the date of Balance Sheet there are indications of impairment and the carrying amount of the asset, or where applicable the cash generating unit to which the asset belongs exceeds its recoverable amount (i.e. the higher of the net asset selling price and value in use).The carrying amount is reduced to the recoverable amount and the reduction is recognized as an impairment loss in the Statement of Profit and Loss. The impairment loss recognized in the prior accounting period is reversed if there has been a change in the estimate of recoverable amount. Post impairment, depreciation is provided on the revised carrying value of the impaired asset over its remaining useful life.

2.6 Cash and cash equivalents

Cash and cash equivalents includes Cash on hand and at bank, deposits held at call with banks, other short-term highly liquid investments with original maturities of three months or less that are readily convertible to a known amount of cash and are subject to an insignificant risk of changes in value and are held for the purpose of meeting short-term cash commitments.

For the purpose of the Statement of Cash Flows, cash and cash equivalents consists of cash and short term deposits, as defined above, net of outstanding bank overdraft as they are considered an integral part of the Company's cash management.

2.7 Inventories

Inventories are valued at the lower of cost and net realizable value except scrap, which is valued at net realizable value. Net realisable value is the estimated selling price in the ordinary course of business, less estimated costs of completion and the estimated costs necessary to make the sale. The cost of inventories comprises of cost of purchase, cost of conversion and other costs incurred in bringing the inventories to their respective present location and condition. Cost is computed on the weighted average basis.



2.8 Employee benefits

a) Short term employee benefits are recognized as an expense in the Statement of Profit and Loss of the year in which the related services are rendered.

b) Leave encashment being a short term benefit is accounted for using the Projected Unit Credit Method, on the basis of actuarial valuations carried out by third party actuaries at each Balance Sheet date. Actuarial gains and losses arising from experience adjustments and changes in actuarial assumptions are charged or credited to profit and loss in the period in which they arise.

c) Contribution to Provident Fund, a defined contribution plan, is made in accordance with the statute, and is recognised as an expense in the year in which employees have rendered services.

d) The cost of providing gratuity, a defined benefit plans, is determined using the Projected Unit Credit Method, on the basis of actuarial valuations carried out by third party actuaries at each Balance Sheet date. Actuarial gains and losses arising from experience adjustments and changes in actuarial assumptions are charged or credited to Other Comprehensive Income in the period in which they arise. Other costs are accounted in statement of profit and loss.

e) The Company's liability towards employee benefits such as gratuity, leave encashment etc. is provided for on the basis of actuarial valuation. Company does not operate any defined plan for Gratuity; hence, the liability is recognised in the books.

2.9 Foreign currency reinstatement and translation

(a) Functional and presentation currency

The financial statements have been presented in Indian Rupees (INR), which is the Company's functional and presentation currency.

(b) Transactions and balances

Transactions in foreign currencies are initially recorded by the Company at exchange rates prevailing at the date of the transaction. Subsequently monetary items are translated at closing exchange rates of balance sheet date and the resulting exchange difference is recognised in profit or loss. Differences arising on settlement of monetary items are also recognised in profit or loss.

Non-monetary items that are measured in terms of historical cost in a foreign currency are translated using the exchange rates at the dates of the transaction. Non-monetary items carried at fair value that are denominated in foreign currencies are translated at the exchange rates prevailing at the date when the fair value was determined. Exchange component of the gain or loss arising on fair valuation of non-monetary items is recognised in line with the gain or loss of the item that gave rise to such exchange difference.

2.10 Financial instruments - initial recognition, subsequent measurement and impairment

A financial instrument is any contract that gives rise to a financial asset of one entity and a financial liability or equity instrument of another entity. Financial assets and liabilities are initially measured at fair value. Transaction cost that are directly attributable to the acquisition or issue of financial assets or financial liabilities (Other than financial assets and financial liabilities at fair value through profit and loss account) are added to or deducted from fair value measured initial recognition of financial asset or financial liability.

Financial Assets and liabilities are measured at amortised cost or fair value through Other Comprehensive Income or fair value through Profit or Loss, depending on its business model for managing those financial assets and liabilities and the assets and liabilities contractual cash flow characteristics.

DOOGAR & ASSOCIATES
FRN : 000561N
New Delhi
Chartered Accountants

Financial Assets at amortised cost

Financial assets are subsequently measured at amortised cost if these financial assets are held within a business whose objective is to hold these assets to collect contractual cash flows and the contractual terms of the financial assets give rise on specified dates to cash flows that are solely payments of principal and interest amount outstanding.

Financial Assets at fair value through other comprehensive income

Financial assets are measured at fair value through other comprehensive income if these financial assets are held within a business whose objective is achieved by both collecting contractual cash flows on specified dates that are solely payments of principal and interest on the principal amount outstanding and selling financial assets.

Financial assets at fair value through profit or loss

Financial assets are measured at fair value through profit or loss unless it is measured at amortised cost or at fair value through other comprehensive income on initial recognition. The transaction cost directly attributable to the acquisition of financial assets and liability at fair value thorough profit or loss are immediately recognised in profit or loss.

Financial liabilities

Financial liabilities including interest bearing loans and borrowings and trade payables are subsequently measured at amortised cost using the effective interest rate method (EIR) except those designated in an effective hedging relationship.

Amortised cost is calculated by taking into account any discount or premium on acquisition and fee or costs that are an integral part of the EIR. The EIR amortisation is included in finance costs in the Statement of Profit and Loss.

2.11 Borrowing costs

Borrowing costs specifically relating to the acquisition or construction of qualifying assets that necessarily takes a substantial period of time to get ready for its intended use are capitalized (net of income on temporarily deployment of funds) as part of the cost of such assets. Borrowing costs consist of interest and other costs that the Company incurs in connection with the borrowing of funds.

For general borrowing used for the purpose of obtaining a qualifying asset, the amount of borrowing costs eligible for capitalization is determined by applying a capitalization rate to the expenditures on that asset. The capitalization rate is the weighted average of the borrowing costs applicable to the borrowings of the Company that are outstanding during the period, other than borrowings made specifically for the purpose of obtaining a qualifying asset. The amount of borrowing costs capitalized during a period does not exceed the amount of borrowing cost incurred during that period.

All other borrowing costs are expensed in the period in which they occur.

2.12 Taxation

Income tax expense represents the sum of current and deferred tax (including MAT). Tax is recognised in the Statement of Profit and Loss, except to the extent that it relates to items recognised directly in equity or other comprehensive income, in such cases the tax is also recognised directly in equity or in other comprehensive income. Any subsequent change in direct tax on items initially recognised in equity or other comprehensive income is also recognised in equity or other comprehensive income, such change could be for change in tax rate.



Current tax provision is computed for Income calculated after considering allowances and exemptions under the provisions of the applicable Income Tax Laws. Current tax assets and current tax liabilities are off set, and presented as net.

Deferred tax is recognised on differences between the carrying amounts of assets and liabilities in the Balance sheet and the corresponding tax bases used in the computation of taxable profit and are accounted for using the liability method. Deferred tax liabilities are generally recognised for all taxable temporary differences, and deferred tax assets are generally recognised for all deductible temporary differences, carry forward tax losses and allowances to the extent that it is probable that future taxable profits will be available against which those deductible temporary differences, carry forward tax losses and allowances can be utilised. Deferred tax assets and liabilities are measured at the applicable tax rates. Deferred tax assets and deferred tax liabilities are off set, and presented as net.

The carrying amount of deferred tax assets is reviewed at each balance sheet date and reduced to the extent that it is no longer probable that sufficient taxable profits will be available against which the temporary differences can be utilised.

Minimum Alternative Tax (MAT) is applicable to the Company. Credit of MAT is recognised as an asset only when and to the extent there is convincing evidence that the Company will pay normal income tax during the specified period, i.e., the period for which MAT credit is allowed to be carried forward. In the year in which the MAT credit becomes eligible to be recognised as an asset, the said asset is created by way of a credit to the profit and loss account and shown as MAT credit entitlement. The Company reviews the same at each balance sheet date and writes down the carrying amount of MAT credit entitlement to the extent there is no longer convincing evidence to the effect that the Company will pay normal income tax during the specified period.

2.13 Revenue recognition and other income

Sale of Goods

Revenue is recognized at the fair value of consideration received or receivable and represents the net invoice value of goods supplied to third parties after deducting discounts, volume rebates and outgoing sales tax/Goods and service tax and are recognized either on delivery or on transfer of significant risk and rewards of ownership of the goods.

Sale of Services

Revenue from services is accounted for on the basis of work performed and rendering of services as per the terms of the specific contract.

Other Operating Income

Incentives on export as per the policy of government are recognized in books after due consideration of certainty of collection.

Other Income

Interest

Interest income is recognised on a time proportion basis taking into account the amount outstanding and the rate applicable.



2.14 Earnings per share

Basic earnings per share are calculated by dividing the net profit or loss for the year attributable to equity shareholders (after deducting preference dividends, if any and attributable taxes) by the weighted average number of equity shares outstanding during the year. Partly paid equity shares are treated as a fraction of an equity share to the extent that they were entitled to participate in dividends relative to a fully paid equity share during the reporting year.

For the purpose of calculating diluted earnings per share, the net profit or loss for the year attributable to equity shareholders and the weighted average number of shares outstanding during the year are adjusted for the effects of all dilutive potential equity shares, if any.

2.15 Provisions and contingencies

Provisions

Provisions are recognised when the Company has a present obligation (legal or constructive) as a result of a past event, it is probable that an outflow of resources embodying economic benefits will be required to settle the obligation and a reliable estimate can be made of the amount of the obligation. If the effect of the time value of money is material, provisions are discounted using equivalent period government securities interest rate. Unwinding of the discount is recognised in the Statement of Profit and Loss as a finance cost. Provisions are reviewed at each balance sheet date and are adjusted to reflect the current best estimate.

Contingencies

Contingent liabilities are disclosed when there is a possible obligation arising from past events, the existence of which will be confirmed only by the occurrence or non-occurrence of one or more uncertain future events not wholly within the control of the Company or a present obligation that arises from past events where it is either not probable that an outflow of resources will be required to settle or a reliable estimate of the amount cannot be made. Information on contingent liability is disclosed in the Notes to the Financial Statements. Contingent assets are not recognised. However, when the realisation of income is virtually certain, then the related asset is no longer a contingent asset, but it is recognised as an asset.

2.16 Current /non-current classification

The Company presents assets and liabilities in statement of financial position based on current/non-current classification.

The Company has presented non-current assets and current assets before equity, non-current liabilities and current liabilities in accordance with Schedule III, Division II of Companies Act, 2013 notified by MCA.

An asset is classified as current when it is:

a) Expected to be realised or intended to be sold or consumed in normal operating cycle,
b) Held primarily for the purpose of trading,
c) Expected to be realised within twelve months after the reporting period, or
d) Cash or cash equivalent unless restricted from being exchanged or used to settle a liability for at least twelve months after the reporting period.

All other assets are classified as non-current.

A liability is classified as current when:

a) It is expected to be settled in normal operating cycle,
b) It is held primarily for the purpose of trading,
c) It is due to be settled within twelve months after the reporting period, or
d) There is no unconditional right to defer the settlement of the liability for at least twelve months after the reporting period.



All other liabilities are classified as non-current.

The operating cycle is the time between the acquisition of assets for processing and their realisation in cash or cash equivalents

Deferred tax assets and liabilities are classified as non-current assets and liabilities.

2.17 Critical accounting estimates, assumptions and judgements

In the process of applying the Company's accounting policies, management has made the following estimates, assumptions and judgements, which have significant effect on the amounts recognised in the financial statement:

(a) **Income taxes**
Management judgment is required for the calculation of provision for income taxes and deferred tax assets and liabilities. The Company reviews at each balance sheet date the carrying amount of deferred tax assets. The factors used in estimates may differ from actual outcome which could lead to significant adjustment to the amounts reported in the financial statements.

(b) **Contingencies**
Management judgement is required for estimating the possible outflow of resources, if any, in respect of contingencies/claim/litigations against the Company as it is not possible to predict the outcome of pending matters with accuracy.

(c) Allowance for uncollected accounts receivable and advances
Trade receivables do not carry any interest and are stated at their normal value as reduced by appropriate allowances for estimated irrecoverable amounts. Individual trade receivables are written off when management deems them not to be collectible. Impairment is made on the expected credit losses, which are the present value of the cash shortfall over the expected life of the financial assets.

(d) Liquidated damages
Liquidated damages payable are estimated and recorded as per contractual terms; estimate may vary from actuals as levy by customer.

(e) Fair value of financial assets and liabilities
When the fair value of financial assets and financial liabilities recorded in the balance sheet cannot be measured based on quoted prices in active markets, their fair value is measured using valuation techniques including the Discounted Cash Flow (DCF) model. The inputs to these models are taken from observable markets where possible, but where this is not feasible, a degree of judgement is required in establishing fair value. Judgements include consideration of input such as liquidity risk, credit risk and volatility. Changes in assumptions about these factors could affect the reported fair value of financial instruments.

(f) Defined benefit plan
The cost of the defined benefit plan and other post-employment benefits and the present value of such obligation are determined using actuarial valuations. An actuarial valuation involves making various assumptions that may differ from actual developments in future. These include the determination of the discount rate, future salary increases, mortality rates and attrition rate. Due to the complexities involved in the valuation and its long-term nature, a defined benefit obligation is highly sensitive to changes in these assumptions. All assumptions are reviewed at each reporting date.



2.18 Leases

Effective April 1, 2019, the Company adopted Ind AS 116 "Leases" and applied the standard to all lease contracts existing on April 1, 2019 using the modified retrospective method on the date of initial application. Consequently, the Company recorded the lease liability at the present value of the lease payments discounted at the incremental borrowing rate and the right of use asset at its carrying amount.

The Company's lease asset classes primarily consist of leases for land and buildings. The Company assesses whether a contract contains a lease, at inception of a contract. A contract is, or contains, a lease if the contract conveys the right to control the use of an identified asset for a period of time in exchange for consideration. To assess whether a contract conveys the right to control the use of an identified asset, the Company assesses whether: (i) the contract involves the use of an identified asset (ii) the Company has substantially all of the economic benefits from use of the asset through the period of the lease and (iii) the Company has the right to direct the use of the asset.

The Company recognizes a right-of-use asset ("ROU") and a corresponding lease liability for all lease arrangements in which it is a lessee, except for leases with a term of twelve months or less (short-term leases) and low value leases. For these short-term and low value leases, the Company recognizes the lease payments as an operating expense on a straight-line basis over the term of the lease. Right-of-use assets are depreciated on a straight-line basis over the shorter of the lease term and useful life of the underlying asset.



JSL Lifestyle Limited
Balance Sheet as at September 30, 2020

(Amount in ₹)

	Note No.	As at September 30, 2020	As at March 31, 2020
I. ASSETS			
Non-current Assets			
(a) Property, plant and equipment	3	59,00,41,836	62,01,65,436
(b) Capital work-in-progress		1,55,05,454	37,79,569
(c) Intangible assets	4	33,61,204	44,49,358
(d) Right of use assets		4,80,01,762	4,58,55,783
(e) Deferred tax assets (net)	20	-	8,69,879
(f) Financial assets			
(i) Investments	5	2,30,000	2,30,000
(ii) Other financial assets	6	2,34,60,494	2,36,96,487
(f) Other non-current assets	7	27,58,852	27,58,852
Total Non-current assets		68,33,59,602	70,18,05,365
Current Assets			
(a) Inventories	8	56,88,72,625	63,27,25,690
(b) Financial Assets			
(i) Trade receivables	9	69,22,89,577	81,77,36,970
(ii) Cash and cash equivalents	10	8,14,788	15,84,411
(iii)Bank balances other than (ii) above	11	7,80,60,913	7,49,90,691
(iv)Other financial assets	12	46,06,229	29,66,344
(c) Other current assets	13	36,08,98,495	40,82,73,443
(d) Current tax asset (net)	14	23,15,837	-
Total Current assets		1,70,70,58,464	1,93,82,77,549
Total Assets		2,39,12,18,066	2,64,00,82,914
II. EQUITY AND LIABILITIES			
Equity			
(a) Equity share capital	15	28,50,17,390	28,50,17,390
(b) Other equity	16	80,81,72,033	78,67,17,507
Total Equity		1,09,31,89,423	1,07,17,34,897
Liabilities			
Non-current Liabilities			
(a) Financial Liabilities			
(i) Borrowings	17	18,08,45,629	16,15,49,270
(ii)Other financial liabilities	18	8,73,86,042	8,73,86,042
(iii) Lease liability		2,22,01,055	1,33,11,538
(b) Provisions	19	3,04,48,208	2,89,90,862
(e) Deferred tax liability (net)	20	35,42,580	-
Total Non-current liabilities		32,44,23,514	29,12,37,712
Current Liabilities			
(a) Financial liabilities			
(i) Borrowings	20	26,22,45,821	27,40,01,890
(ii) Trade payables	21		
- Due to micro enterprises and small enterprises		4,39,45,104	82,27,651
- Due to creditors other than micro enterprises and small enterprises		45,20,13,417	79,20,97,927
(iii) Other financial liabilities	22	15,37,41,029	10,96,24,046
(iv) Lease liability		2,88,34,084	3,27,37,781
(b) Provisions	23	17,47,547	17,34,866
(c) Other current liabilities	24	3,10,78,127	1,67,91,283
(d) Current tax liabilities (net)	14	-	1,18,94,861
Total Current liabilities		97,36,05,129	1,27,71,10,305
Total Liabilities		1,29,80,28,643	1,56,83,48,017
TOTAL EQUITY AND LIABILITIES		2,39,12,18,066	2,64,00,82,914

See accompanying notes to the financial statements 1 to 49

As per our report of even date

For **Doogar & Associates**
Chartered Accountants
Firm's registration No. 000561N

Vardhman Doogar
Partner
M. No 517347

Place : 14.12.2020
Dated: NEW DELHI

For and on behalf of the Board of Directors

Deepika Jindal
Managing Director
DIN No. 00015188

Mandeep Singh
Executive Director & CEO
DIN: 03382667

Ajay Jain
Chief Financial Officer

Bhartendu Harit
Company Secretary
M. No. A15123

JSL Lifestyle Limited
Statement of Profit and Loss for the period ended September 30, 2020

(Amount in ₹)

	Particulars	Note No.	For the period ended Sep 30, 2020	For the year ended March 31, 2020
I.	Revenue from operations	15	1,22,80,68,920	3,10,18,86,051
II.	Other income	16	45,07,274	1,75,91,278
III.	**Total Income (I+II)**		1,23,25,76,194	3,11,94,77,329
IV.	**Expenses :**			
	Cost of materials consumed	17	57,43,66,448	1,47,62,77,610
	Purchases of stock-in-trade		1,38,85,389	5,37,80,754
	Changes in inventories of finished goods, work-in-progress and stock-in-trade	18	(61,19,052)	(71,65,916
	Employee benefits expense	19	12,52,25,723	32,40,20,580
	Finance costs	20	2,53,89,235	4,39,04,719
	Depreciation and amortisation expense	21	6,33,22,567	12,54,85,604
	Other expenses	22	40,97,11,075	1,00,07,87,457
	Total expenses (IV)		1,20,57,81,385	3,01,70,90,808
V.	**Profit/(loss) before exceptional items and tax (III-IV)**		2,67,94,809	10,23,86,521
VI.	Exceptional Items -(Gain)/Loss		(49,88,077)	(1,37,74,213
VII.	**Profit/(loss) before tax (V-VI)**		3,17,82,886	11,61,60,734
VIII	**Tax Expense:**			
	Current Tax		54,76,299	2,17,66,232
	Deferred Tax		45,18,308	1,95,10,982
	Income tax earlier years		-	53,14,646
	Total tax expense (VIII)		99,94,607	4,65,91,860
IX.	**Profit/ (loss) for the year/period (VII-VIII)**		2,17,88,279	6,95,68,874
X.	**Other Comprehensive Income**			
(A)	Items that will not be reclassified to profit or loss			
	Re-measurement (losses)/Gains on defined benefit plans		(4,39,602)	(7,26,985)
	Income tax relating to items that will not be reclassified to profit or loss		1,05,849	1,92,102
	Total Other comprehensive income (X)		(3,33,753)	(5,34,883)
XI.	**Total Comprehensive Income for the year/period (IX+X)**		2,14,54,526	6,90,33,990
XII.	**Earnings per equity share of ₹ 10 each**			
	- Basic	35	0.76	2.44
	- Diluted		0.76	2.44

See accompanying notes to the financial statements **1 to 49**

As per our report of even date

For **Doogar & Associates**
Chartered Accountants
Firm's registration No. 000561N

Vardhman Doogar
Partner
M. No 517347

Place : 14.12.2020
Dated: NEW DELHI

For and on behalf of the Board of Directors

Deepika Jindal
Managing Director
DIN No. 00015188

Manideep Singh
Executive Director & CEO
DIN: 03382667

Ajay Jain
Chief Financial Officer

Bhartendu Harit
Company Secretary
M. No. A15123

JSL Lifestyle Limited

Statement of Cash flows for the period ended September 30, 2020

(Amount in ₹)

Particulars	For the period ended 30 September 2020	For the year ended 31 March 2020
A. Cash flow from operating activites		
Net profit before tax	3,17,82,886	11,61,60,734
Adjustments: -		
Depreciation and amortisation	6,33,22,567	12,54,85,604
Unrealised Foreign Exchange Fluctuation (Net) (Gain)/Loss	(38,74,619)	(51,56,438)
Bad Debts	2,84,73,958	5,51,85,945
Interest Expense	1,47,27,953	2,89,38,405
Bank charges	89,65,584	75,40,599
Interest on lease liabilities	16,95,698	74,25,715
Loss/(Profit) on sale of property, plant and equipment	1,673	79,30,004
Interest Income	(1,18,94,861)	(25,02,796)
Operating profit before working capital changes	**13,32,00,839**	**34,10,07,772**
Adjustments for:-		
Inventories	6,38,53,065	(11,62,31,407)
Trade receivables	9,87,21,331	(20,03,94,396)
Other financial assets	(14,20,649)	25,52,164
Other assets	4,73,74,948	(4,64,64,076)
Trade payables	(30,43,67,057)	34,98,29,476
Other financial liabilities	4,41,16,983	(2,44,02,763)
Other current liabilities	(1,23,72,439)	(1,08,54,403)
Cash generated from operations	**6,91,07,021**	**29,50,42,367**
Income tax refund/(paid)	(1,01,02,427)	(7,24,22,005)
Net cash inflow/(outflow) from operating activities	**5,90,04,594**	**22,26,20,362**
B. Cash flow from investing activites		
Acquistion of Property, Plant and Equipments	(2,57,02,159)	(11,26,84,673)
Sale proceeds of Property, Plant and Equipments	-	(26,62,066)
Interest Received	16,757	16,02,325
Decrease/(increase) in margin money	(30,70,222)	(5,64,69,318)
Net cash inflow / (outflow) from investing activities	**(2,87,55,624)**	**(17,02,13,732)**
C. Cash inflow/(outflow) from financing activities		
Increase /(Decrease) in Long-Term Borrowings	1,92,96,359	(2,78,390)
Increase /(Decrease) in Short-Term Borrowings	(96,29,346)	2,84,34,356
Interest and finance charges paid	(2,36,93,537)	(3,64,79,004)
Payment of lease liabilities	(1,69,92,069)	(4,32,04,308)
Net cash inflow / (outflow) used in financing activities	**(3,10,18,593)**	**(5,15,27,346)**
Net changes in cash and cash equivalents	(7,69,623)	8,79,284
Opening Cash and cash equivalents	15,84,411	7,05,127
Closing Cash and cash equivalents	8,14,788	15,84,411

Note:

(i) Statement of cash flows has been prepared using Indirect method in accordance with Ind AS-7

(ii) Refer note no. 11 for components of cash and cash equivalents

See accompanying notes to the financial statements 1 to 49

As per our report of even date attached

For Doogar & Associates
Chartered Accountants
Firm's registration No. 000561N

DOOGAR & ASSOCIATES ★ FRN : 000561N ★ New Delhi ★ Chartered Accountants ★

Vardhman Doogar
Partner
M. No 517347

Place: 14.12.2020
Dated: NEW DELHI

For and on behalf of the Board of Directors

Deepika Jindal
Managing Director
DIN : 00015188

Mandeep Singh
Executive Director & CEO
DIN: 03382667

Ajay Jain
Chief Financial Officer

Bhartendu Harit
Company Secretary
M. No. A15123

JSL Lifestyle Limited
Statement of Changes in equity for the period ended September 30, 2020

A. Equity Share Capital

(Amount in ₹)

Balance as at April 1, 2019	Movement during the year 2019-20	Balance as at March 31, 2020	Movement during the period	Balance as at September, 2020
20,50,17,390	-	20,50,17,390	-	20,50,17,390

B. Other Equity

(Amount in ₹)

Particulars	Reserves and Surplus				Other Comprehensive Income	Total
	General Reserve	Capital Reserve	Securities Premium	Retained Earnings	Re-measurement of the net defined benefit plans	
Balance as at 1st April, 2019	1,00,00,000	4,30,68,540	4,83,39,345	61,92,36,335	(37,60,704)	71,76,83,516
Profit for the year	-	-	-	6,95,68,074	-	6,95,68,074
Other comprehensive income (loss) for the year (net of income tax)	-	-	-	-	(5,34,883)	(5,34,883)
Balance as at March 31, 2020	1,00,00,000	4,30,68,540	4,83,39,345	68,88,05,209	(42,95,587)	78,67,17,507
Profit for the period	-	-	-	2,17,88,279	-	2,17,88,279
Other comprehensive income (loss) for the period (net of income tax)	-	-	-	-	(3,33,753)	(3,33,753)
Balance as at September 30, 2020	1,00,00,000	4,30,68,540	4,83,39,345	71,05,93,488	(46,29,340)	80,81,72,033

See accompanying notes to the financial statements 1 to 49

As per our report of even date

For Doogar & Associates
Chartered Accountants
Firm's registration No. 000561N

Vardhman Doogar
Partner
M. No 517347

Place: 14.12.2020
Dated: NEW DELHI

For and on behalf of the Board of Directors

Deepika Jindal
Managing Director
DIN : 00015188

Ajay Jain
Chief Financial Officer

Mahdeep Singh
Executive Director & CEO
DIN: 03382667

Bhartendu Harit
Company Secretary
M. No. A15123

JSL Lifestyle Limited
Notes forming part of the financial statements for the period ended 30 September 2020

3. Property, plant and equipments

(Amount in ₹)

Particulars	Freehold Land	Leasehold Improvement	Factory Shed and Building	Office Equipments	Electric Installations	Plant and Machinery	Dies & Tools	Computers	Furniture and Fixtures	Vehicles	Total
Gross carrying amount											
As at April 1, 2019	2,15,84,430	5,33,86,402	20,32,11,375	1,71,21,795	2,92,96,781	59,68,84,749	2,87,17,010	3,23,97,379	4,79,49,703	1,27,69,280	1,04,33,18,904
Additions	-	-	73,81,868	20,72,806	19,56,711	6,79,69,205	59,83,246		2,86,19,006	6,19,209	11,46,02,050
Disposal/Adjustments				3,44,048		1,06,11,657	2,08,39,672		20,271		3,18,15,647
As at March 31, 2020	2,15,84,430	5,33,86,402	21,05,93,243	1,88,50,553	3,12,53,492	65,42,42,297	1,38,60,584	3,23,97,379	7,65,48,438	1,33,88,489	1,12,61,05,307
Additions	-	-	43,54,063		-	-	10,07,366	4,41,362	86,60,676	15,759	1,44,79,226
Disposal/Adjustments	-	-	-	5,01,513	-	-	-	-	33,466		5,34,979
As at September 30, 2020	2,15,84,430	5,33,86,402	21,49,47,306	1,83,49,040	3,12,53,492	65,42,42,297	1,48,67,950	3,28,38,741	8,51,75,648	1,34,04,248	1,14,00,49,554
Accumulated Depreciation											
As at April 1, 2019	-	1,51,06,116	6,50,62,401	1,05,60,199	1,57,73,012	25,48,73,136	2,22,15,266	2,14,12,270	3,51,21,380	50,15,022	44,51,38,802
Charge for the year			56,87,478	11,43,176	16,26,500	5,30,74,408	11,53,140		2,36,32,041	10,31,884	8,73,48,628
Disposal/Adjustments				3,27,777		81,95,374	1,80,04,288		20,271		2,65,47,709
As at March 31, 2020	-	1,51,06,116	7,07,49,879	1,13,75,598	1,73,99,512	29,97,52,171	53,64,118	2,14,12,270	5,87,33,150	60,46,906	50,59,39,721
Charge for the period		46,10,708	33,53,196	5,56,309	8,80,457	2,62,89,986	11,94,237	22,01,970	45,32,391	4,80,536	4,40,99,790
Disposal/Adjustments									31,793		31,793
As at September 30, 2020	-	1,97,16,824	7,41,03,075	1,19,31,907	1,82,79,970	32,60,42,157	65,58,356	2,36,14,240	6,32,33,748	65,27,442	55,00,07,718
Net Carrying amount											
As at April 1, 2019	2,15,84,430	3,82,80,286	13,81,48,974	65,61,596	1,35,23,769	34,20,11,613	65,01,744	1,09,85,109	1,28,28,323	77,54,258	59,81,80,102
As at March 31, 2020	2,15,84,430	3,82,80,286	13,98,43,363	74,74,955	1,38,53,980	35,44,90,127	84,96,466	1,09,85,109	1,78,15,288	73,41,583	62,01,65,587
As at September 30, 2020	2,15,84,430	3,36,69,578	14,08,44,231	64,17,132	1,29,73,523	32,82,00,140	83,09,595	92,24,500	2,19,41,900	68,76,806	59,00,41,836



JSL Lifestyle Limited
Notes forming part of the financial statements for the period ended 30 September 2020

4. Intangible assets

(Amount in ₹)

Particulars	Trade Marks	Patents	Computer Softwares	Total
Gross carrying amount				
As at April 1, 2019	4,11,054	1,38,000	2,48,90,384	2,54,39,438
Additions	-	-	4,46,124	4,46,124
Disposal/Adjustments	-	-	-	-
As at March 31, 2020	4,11,054	1,38,000	2,53,36,508	2,58,85,562
Additions	-	-		-
Disposal/Adjustments	-	-	-	-
As at September 30, 2020	**4,11,054**	**1,38,000**	**2,53,36,508**	**2,58,85,562**
Accumulated amortisation				
As at March 31, 2019	**4,08,554**	**1,31,099**	**1,87,31,859**	**1,92,71,512**
Amortisation	-	-	21,70,097	21,64,692
Disposal/Adjustments	-	-	-	-
As at March 31, 2020	**4,08,554**	**1,31,099**	**2,09,01,956**	**2,14,41,609**
Amortisation	-	-	10,82,748	10,82,748
Disposal/Adjustments	-	-	-	-
As at September 30, 2020	**4,08,554**	**1,31,099**	**2,19,84,705**	**2,25,24,358**
Net Carrying amount				
As at April 1, 2019	**2,500**	**6,901**	**61,58,525**	**61,67,926**
As at March 31, 2020	**2,500**	**6,901**	**44,34,552**	**44,43,953**
As at Sep 30, 2020	**2,500**	**6,901**	**33,51,803**	**33,61,204**

DUGGAR & ASSOCIATES FRN 000561N New Delhi Chartered Accountants

5 Non-current investments

(Amount in ₹)

Particulars	As at September 30, 2020	As at September 30, 2020
Investments in Equity instruments (Unquoted)		
Equity Shares fully paid up of associate company - at cost		
- Green Delhi BQS Limited*	2,30,000	2,30,000
(23,000 as at March 31, 2020 (23,000, March 31, 2019) equity shares fully paid up of ₹ 10 each)		
Total	2,30,000	2,30,000

* refer Note No-48

6 Other non-current financial assets

(Amount in ₹)

Particulars	As at September 30, 2020	As at September 30, 2020
Unsecured, considered good		
Security deposits	2,34,60,494	2,36,96,487
Total	2,34,60,494	2,36,96,487

7 Other non-current assets

(Amount in ₹)

Particulars	As at September 30, 2020	As at March 31, 2020
Prepaid expenses	27,58,852	27,58,852
Total	27,58,852	27,58,852

8 Inventories
(lower of cost and net realisable value)

(Amount in ₹)

Particulars	As at September 30, 2020	As at March 31, 2020
Raw Materials	36,33,80,875	42,12,73,221
Work-in-progress	8,24,38,875	10,48,42,387
Finished goods	9,07,31,848	7,36,00,216
Stores and spares	1,74,45,236	2,95,25,007
Scrap and assets material	48,75,791	34,84,859
Total	56,00,72,604	63,27,25,690

9 Trade Receivables

(Amount in ₹)

Particulars	As at September 30, 2020	As at March 31, 2020
Trade receivables Considered good - secured		
Trade receivables Considered good - unsecured #	69,22,89,577	81,77,36,970
Trade Receivables which have significant increase in Credit Risk	-	-
Trade Receivables - credit impaired	-	-
	69,22,89,577	81,77,36,970
Less: Allowance for unpairment loss	-	-
Total	69,22,89,577	81,77,36,970

Including Earnest money deposits



10 **Cash and cash equivalents**

(Amount in ₹)

Particulars	As at September 30, 2020	As at March 31, 2020
Cash on hand	72,324	59,456
Balances with banks		
- in current accounts	7,42,464	15,24,955
Total	8,14,788	15,84,411

11 **Bank balances other than cash and cash equivalents**

(Amount in ₹)

Particulars	As at September 30, 2020	As at March 31, 2020
Term deposits held as margin money*	7,80,60,913	7,49,90,691
Total	7,80,60,913	7,49,90,691

* Margin money for security against the guarantees

12 **Other current financials assets**

(Amount in ₹)

Particulars	As at September 30, 2020	As at March 31, 2020
Unsecured, considered good		
Interest accrued but not due on term deposits	40,38,642	18,05,679
Advance to employees	5,67,587	11,60,665
Total	46,06,229	29,66,344

13 **Other current assets**

(Amount in ₹)

Particulars	As at September 30, 2020	As at March 31, 2020
Unsecured, considered good		
Advance to suppliers	3,96,52,815	5,15,74,256
Balance with revenue authorities	30,43,18,616	33,79,15,784
Export incentive receivables	1,03,10,664	84,31,508
Prepaid expenses	66,16,400	1,03,51,895
Total	36,08,98,495	40,82,73,443

14 **Current tax assets/(liabilities) (net)**

Particulars	As at September 30, 2020	As at March 31, 2020
Current tax Asset (net of advance tax and TDS receivable)	23,15,837	(1,18,94,861)
Total	23,15,837	(1,18,94,861)



JSL Lifestyle Limited
Notes forming part of the financial statements for the period ended 30 September 2020

16 Other equity

(Amount in ₹)

Particulars	Reserves and Surplus				Other Comprehensive Income	
	General Reserve	Capital Reserve	Securities Premium	Retained Earnings	Items that will not be reclassified to profit and loss	Total
Balance as at April 1, 2019	1,00,00,000	4,38,68,540	4,83,39,345	61,92,36,335	(37,60,704)	71,76,83,516
Profit for the year	-	-	-	6,95,68,874	-	6,95,68,874
Other Comprehensive Income Re-measurement gains (losses) on defined benefits plans (Net of tax)	-	-	-	-	(5,34,883)	(5,34,883)
Balance as at March 31, 2020	1,00,00,000	4,38,68,540	4,83,39,345	68,88,05,209	(42,95,587)	78,67,17,507
Profit/(loss) for the period	-	-	-	2,17,88,279	-	2,17,88,279
Other Comprehensive Income Re-measurement gains (losses) on defined benefits plans (Net of tax)	-	-	-	-	(3,33,753)	(3,33,753)
Balance as at Sep 30, 2020	1,00,00,000	4,38,68,540	4,83,39,345	71,05,93,488	(46,29,340)	80,81,72,033

Note:

(i) **General reserve**

General Reserve represents the statutory reserve in accordance with Indian Corporate law wherein a portion of profit is apportioned to general reserve. Under Companies Act, 1956 it was

(ii) **Capital reserve**

Capital Reserve represents excess of net assets acquired over consideration paid pursuant to Composite Scheme of Amalgamation.

(iii) **Security premium**

Securities premium represents the amount received in excess of par value of securities . Premium on redemption of securities is accounted in security premium available. Where security

(iv) **Retained earnings**
Retained earnings represents the undistributed profits of the company.

(v) **Other comprehensive income**
Other comprehensive income represents the balance in equity for items to be accounted in other comprehensive income.



15 Equity share capital

Particulars	As at September 30, 2020		As at March 31, 2020	
	No. of shares	Amount (₹)	No. of shares	Amount (₹)
Authorised Equity shares of ₹ 10 each	3,00,00,000	30,00,00,000	3,00,00,000	30,00,00,000
Total	3,00,00,000	30,00,00,000	3,00,00,000	30,00,00,000
Issued, subscribed and fully paid up Equity shares of ₹ 10 each	2,85,01,739	28,50,17,390	2,85,01,739	28,50,17,390
Total	2,85,01,739	28,50,17,390	2,85,01,739	28,50,17,390

(a) Reconciliation of the number of Shares oustanding at the beginning and at the end of the reporting period :

Particulars	As at September 30, 2020	As at March 31, 2020
	Number of shares	Number of shares
Shares at the beginning of the year	2,85,01,739	2,85,01,739
Add: Shares issued during the year	-	-
Shares outstanding at the end of the year	2,85,01,739	2,85,01,739

(b) Rights, preferences and restrictions attached to equity shares

The company has one class of equity shares having a par value of ₹ 10/- each. Each holder of equity shares is entitled to one vote per share.

(c) Shares held by holding company

Particulars	As at September 30, 2020		As at March 31, 2020	
	No. of shares	Amount (₹)	No. of shares	Amount (₹)
Jindal Stainless (Hisar) Limited	2,09,11,676	20,91,16,760	2,09,11,676	20,91,16,760
Total	2,09,11,676	20,91,16,760	2,09,11,676	20,91,16,760

(d) Detail of shareholders holding more than 5% shares in the Company

Particulars	As at September 30, 2020		As at March 31, 2020	
	No. of shares	Amount (₹)	No. of shares	Amount (₹)
Jindal Stainless (Hisar) Limited*	2,09,11,676	73.37	2,09,11,676	73.37
Mrs. Deepika Jindal	29,49,022	10.35	29,49,022	10.35
Pankaj Continental Limited	19,69,524	6.91	19,69,524	6.91
Jindal Stainless Steelway Limited	15,20,000	5.33	15,20,000	5.33
Total	2,73,50,222	95.96	2,73,50,222	95.96

* Jindal Stainless (Hisar) Limited has been demerged from Jindal Stainless limited w.e.f. appointed date 1st April, 2014, pursuant to Composite Scheme of Amalagamation.

As per the records of the company, the above shareholding represent both legal and beneficial ownership of shares.

17 Non-current borrowings

(Amount in ₹)

Particulars	As at September 30, 2020	As at March 31, 2020
Unsecured Inter-corporate loans - from related parties# - from others##	16,41,08,590 29,87,039	15,85,62,231 29,87,039
Secured - Working capital demand loan	1,37,50,000	-
Total	18,08,45,629	16,15,49,270

(a) Inter-Corporate Deposit from the Holding Company carries rate of interest 9.05 % p.a. (Previous year 9.05% to 10.25%) and Inter-Corporate Deposit from others carries rate of interest of 7.05% p.a.

(b) Working Capital demand Loan carries rate of interest of 7.5% to 8.25% p.a. payable in equal monthly installments and secured by way of hypothecation of company's current assets (present and future) including / interalia stock of raw materials, stores, spares, stock in process, finished goods etc. lying in the factory, shop, godowns, elsewhere and including goods in transit, book debts, bill receivable and second charge by way of collateral in respect of PPE of the company.

18 Other non current financial liabilities

(Amount in ₹)

Particulars	As at September 30, 2020	As at March 31, 2020
Interest accrued but not due - To related party	8,73,86,042	8,73,86,042
Total	8,73,86,042	8,73,86,042

19 Non-current provisions

(Amount in ₹)

Particulars	As at September 30, 2020	As at March 31, 2020
Provision for employee benefits* - Leave encashment - Gratuity	1,58,44,568 1,46,03,640	1,37,65,988 1,52,24,874
Total	3,04,48,208	2,89,90,862

*refer note no-39



20 Deferred tax assets (net)

(Amount in ₹)

Particulars	As at September 30, 2020	As at March 31, 2020
Deferred tax assets	(93,84,269)	(89,47,338)
Deferred tax liabilities	3,65,90,466	4,14,06,105
Net deferred tax assets/(liabilities)	2,72,06,197	3,24,58,767
MAT credit entitlement	(2,36,63,617)	(3,33,28,646)
Total	35,42,580	(8,69,879)

21 Current borrowings

(Amount in ₹)

Particulars	As at September 30, 2020	As at March 31, 2020
Secured		
Working capital demand loans from banks	26,22,45,821	27,40,01,890
Total	26,22,45,821	27,40,01,890

Working Capital loans are secured by way of hypothecation of company's current assets (present and future) including / interalia stock of raw materials, stores, spares, stock in process, finished goods etc. lying in the factory, shop, godowns, elsewhere and including goods in transit, book debts, bill receivable and second charge by way of collateral in respect of PPE of the company.

Cash credit facility carries interest rate ranging from 7.50% to 10.25% (Previous year : 10.25% to 11.90%) and foreign currency loans carries interest rate of LIBOR plus spread of 1% p.a. (Previous year : Libor plus spread 1% p.a.).

22 Trade payables

(Amount in ₹)

Particulars	As at September 30, 2020	As at March 31, 2020
(a) Due to micro and small enterprises *	4,39,45,104	82,27,651
(b) Due to others		
(i) Payable to related parties	22,96,44,864	51,39,45,068
(ii) Payable to others	22,23,68,553	27,81,52,860
Total	49,59,58,521	80,03,25,578

* Refer Note -37

23 Other Current financial liabilities

(Amount in ₹)

Particulars	As at September 30, 2020	As at March 31, 2020
Others		
- Due to employees	1,56,52,721	2,13,57,539
- Other liabilities	13,80,88,308	8,82,66,507
Total	15,37,41,029	10,96,24,046

24 Current provisions

(Amount in ₹)

Particulars	As at September 30, 2020	As at March 31, 2020
Provision for employee benefits*		
- Leave encashment	7,81,246	9,34,925
- Gratuity	9,66,301	7,99,941
Total	17,47,547	17,34,866

*refer note no-39



25 Other current liabilities

Particulars	As at Sentember 30, 2020	As at March 31, 2020
Advances from customers	1,58,85,887	3,07,13,896
Statutory dues payable	73,08,483	1,04,77,695
Other liabilities	78,83,757	55,99,692
Total	3,10,78,127	4,67,91,283

27 Revenue from operations

(Amount in ₹)

Particulars	For the period ended Sep 30, 2020	Year ended March 31, 2020
(a) Sale of goods	1,15,89,13,372	2,80,89,38,445
- Finished goods	97,08,235	4,06,85,121
- Trading goods		
(b) Sale of services	37,57,536	11,82,12,730
(c) Other operating revenue	1,50,87,834	2,29,10,719
- Export incentives	4,06,01,943	11,11,39,036
- Sale of scrap		
Total	1,22,80,68,920	3,10,18,86,051

28 Other income

(Amount in ₹)

Particulars	For the period ended Sep 30, 2020	Year ended March 31, 2020
Interest income from financial assets carried at amortised cost	22,49,720	25,02,796
Bank Deposits	-	-
Interest on fair value of security deposit given	22,57,554	1,40,12,848
Sundry balances written back	-	10,75,634
Miscellaneous income		
Total	45,07,274	1,75,91,278

29 Cost of materials consumed

(Amount in ₹)

Particulars	For the period ended Sep 30, 2020	Year ended March 31, 2020
Raw material consumed	57,43,66,448	1,47,62,77,610
Total	57,43,66,448	1,47,62,77,610

30 Changes in inventories of finished goods, work-in-progress and stock-in-trade

(Amount in ₹)

Particulars	For the period ended Sep 30, 2020	Year ended March 31, 2020
Opening balance		
Work in progress	10,48,42,387	8,89,55,855
Finished goods-Manufactured	4,17,93,540	4,92,84,203
Traded goods	3,18,06,676	2,62,66,916
Scrap	34,84,859	1,02,54,572
Total Opening balance	18,19,27,462	17,47,61,546
Closing balance		
Work in progress	8,24,38,875	10,48,42,387
Finished goods - Manufactured	6,60,31,775	4,17,93,540
Traded goods	3,47,00,073	3,18,06,676
Scrap	48,75,791	34,84,859
Total Closing balance	18,80,46,514	18,19,27,462
Total changes in inventories of work in progress, stock in trade and finished goods	(61,19,052)	(71,65,916)
Total	(61,19,052)	(71,65,916)



31 Employee Benefit Expense

Particulars	For the period ended Sep 30, 2020	Year ended March 31, 2020
Salaries & wages including bonus	11,56,00,035	29,47,65,003
Contribution to provident and other funds	61,46,064	1,31,65,031
Staff welfare expenses	34,79,624	1,60,90,546
Total	12,52,25,723	32,40,20,580

32 Finance costs

Particulars	For the period ended Sep 30, 2020	Year ended March 31, 2020
Interest On inter-corporate deposits	55,46,360	1,25,60,684
Interest on working capital loans	91,81,593	1,63,77,721
Bank and finance charges	89,65,584	75,40,599
Interest on lease liabilities	16,95,698	74,25,715
Total	2,53,89,235	4,39,04,719

33 Depreciation and amortisation expense

Particulars	For the period ended Sep 30, 2020	Year ended March 31, 2020
Depreciation of property, plant and equipment	4,46,45,182	8,73,48,783
Amortisation of intangible assets	5,41,173	21,64,692
Amortisation of lease assets	1,81,36,212	3,59,72,129
Total	6,33,22,567	12,54,85,604

34 Other Expenses

Particulars	For the period ended Sep 30, 2020	Year ended March 31, 2020
Office and Administration Expenses	98,48,709	2,81,02,827
Rent	3,41,731	1,05,93,170
Rates and Taxes	82,19,616	1,01,16,554
Other Repair and Maintenance	30,15,985	50,40,148
Insurance	2,68,638	5,91,703
Printing and Stationery	20,76,477	41,69,300
Postage, Telegrams and Telephones	48,16,066	92,51,297
Security Services	29,56,903	9,32,169
Vehicle Upkeep and Maintenance	48,36,887	3,73,72,449
Travelling and Conveyance	36,81,255	3,15,16,270
Legal and Professional	3,65,000	10,90,000
Auditors Remuneration	28,895	1,11,201
Donation	1,20,000	4,20,000
Directors' Sitting Fees	1,673	79,30,004
Loss on disposal of property, plant and equipment (Net)	37,50,000	67,87,373
Corporate Social Responsibility	93,02,985	1,00,36,970
Miscellaneous Expenses	5,36,30,820	16,40,61,435
Selling and distribution expenses	2,87,64,225	8,29,37,908
Freight and Forwarding Expenses	1,38,46,892	3,27,01,716
Commission on Sales	5,31,563	39,34,558
Business Promotion Expenses	5,11,25,349	5,51,85,945
Bad Debts/ Liquidated Damage	1,39,53,866	4,81,08,695
Advertisement and Publicity	10,82,21,895	22,28,68,822
Manufacturing Expenses	5,37,42,584	12,29,15,742
Store Consumables	1,71,78,699	3,41,27,474
Power and Fuel		
Other Manufacturing Expenses:-	15,17,03,406	35,63,07,473
Processing Charges	1,55,88,559	3,95,93,396
Job Work Charges	55,20,928	5,07,70,717
Installation & Site Expenses		
Repair and Maintenance:	28,03,409	77,47,902
Plant and Machinery	13,20,775	23,94,496
Factory Shed and Building	24,78,58,360	61,38,57,200
Total	40,97,11,075	1,00,07,87,457

* Details of payment to auditors

Particulars	For the period ended Sep 30, 2020	Year ended March 31, 2020
1. As auditor	2,90,000	5,80,000
Statutory audit fee		42,500
Certification fee	-	2,25,000
Other services	-	79,265
Reimbursement of expenses		
2. Cost audit fee	75,000	1,50,000
Total	3,65,000	10,76,765



35 Earning Per Share (EPS)

The calculation of Earning Per Share (EPS) as disclosed in the statement of profit and loss has been made in accordance with Indian Accounting Standard (Ind AS)-33 on "Earning Per Share" given as under: -

Particulars	For the period ended September 30, 2020	For the year ended March 31, 2020
Profit/(Loss) attributable to equity shareholders (₹) (A)	2,17,88,279	6,95,68,874
Weighted average number of outstanding equity shares (B)	2,85,01,739	2,85,01,739
Nominal value per equity share (₹)	10	10
Basic EPS (Amount in ₹) (A/B)	0.76	2.44
Diluted EPS (Amount in ₹) (A/B)	0.76	2.44

36 Contingent liabilities and commitments

(i) Contingent liabilities

(Amount in ₹)

Particulars	As at September 30, 2020	As at March 31, 2020
(a) Guarantee issued on behalf of the Company		
- by bank	23,21,03,342	22,56,11,222
- by related party	17,47,05,940	17,47,05,940
(b) Disputed liability* in respect of : -		
- Excise duty	1,12,66,598	1,12,66,598
- Sales tax	50,42,860	50,42,860
- Income Tax	5,09,19,730	5,09,19,730

*Figures represent liability net of amount deposited in protest.

(ii) Commitments

(Amount in ₹)

Particulars	As at September 30, 2020	As at March 31, 2020
Estimated amount of contracts remaining to be executed on capital account and not provided for	5,91,60,109	86,69,211

37 Disclosure relating to relating to micro, small and medium enterprises

Based on the intimation received from suppliers regarding their status under the Micro, Small and Medium Enterprises Development Act, 2006, the required disclosure to the extent information available is given below:-

(Amount in ₹)

Particulars	As at September 30, 2020	As at March 31, 2020
Principal amount due outstanding	4,39,45,104	82,27,651
Interest due on (1) above and unpaid	-	-
Interest paid to the supplier	-	-
Payments made to the supplier beyond the appointed day during the year.	-	-
Interest due and payable for the period of delay	-	-
Interest accrued and remaining unpaid	-	-
Amount of further interest remaining due and payable in succeeding year	-	-

38 a) Income tax expense

(Amount in ₹)

Particulars	For the period ended September 30, 2020	For the year ended March 31, 2020
Current tax	54,76,299	2,17,66,232
Deferred tax	45,18,308	1,95,10,982
Income tax earlier years	-	53,14,646
Total	99,94,607	4,65,91,860



b) Effective tax reconciliation

A reconciliation of income tax expense applicable to accounting profit / (loss) before tax at the statutory income tax rate to recognised income tax expense for the year indicated are as follows:

(Amount in ₹)

Particulars	For the period ended September 30, 2020	For the year ended March 31, 2020
Profit before tax (A)	3,17,82,886	11,61,60,734
Enacted tax rate in India (B)	29.12%	29.12%
Expected income tax expense at statutory tax rate (A*B)	92,55,176	3,38,26,006
Increase/(reduction) in taxes on account of:		
Expenses not deductible in determining taxable profits	7,39,430	59,42,420
Additional allowances/ deduction under income tax	-	(65,89,428)
Unused tax losses	-	16,71,131
MAT Credit written off	-	65,27,547
Tax recognized for earlier years	-	53,14,646
Tax expense	**99,94,607**	**4,66,92,322**

c) Deferred tax

The significant component of deferred tax assets / (liabilities) and movement during the year are as under:

(Amount in ₹)

Particulars	Deferred tax Liability/(Asset) as at April 1, 2020	Recognised/ (reversed) in statement of profit & loss	Recognised/ (reversed) in OCI	Deferred tax Liability/(Asset) as at Sept 30, 2020
Property, plant and equipment	4,14,06,105	(48,15,640)	-	3,65,90,466
Disallowances under income tax	(89,47,338)	(4,62,321)	1,05,849	(93,03,810)
Total	**3,24,58,767**	**(52,77,961)**	**1,05,849**	**2,72,86,655**



39 Employee benefits

a) Defined contribution plans: -

The Company has recognized following expense in respect of the defined contribution plans : -

(Amount in ₹)

Particulars	For the period ended September 30, 2020	For the year ended March 31, 2020
Contribution to provident fund	56,65,905	1,26,23,380
Contribution to ESI	1,21,423	5,41,651
Total	**57,87,328**	**1,31,65,031**

b) Defined benefit plans: -

Below tables sets forth the changes in the projected benefit obligation and amounts recognised in the balance sheet as at September 30, 2020 and March 31, 2020, being the respective measurement dates

(i) Movement in defined benefit obligation

(Amount in ₹)

Particulars	Gratuity (unfunded)	Leave encashment (unfunded)
Present value of obligation as at April 1, 2019	**1,43,40,071**	**1,30,59,015**
Current service cost	27,95,140	38,25,141
Interest cost	10,03,805	9,14,131
Benefits paid	(28,41,186)	(50,53,247)
Remeasurement- Actuarial loss/(gains) on obligation	7,26,985	19,55,873
Present value of obligation as at March 31, 2020	**1,60,24,815**	**1,47,00,913**
Current service cost	13,99,503	19,51,903
Interest cost	5,40,838	4,96,156
Benefits paid	(17,80,768)	(19,95,062)
Remeasurement- Actuarial loss/(gains) on obligation	4,39,602	4,17,855
Present value of obligation as at September 30, 2020	**1,66,23,990**	**1,55,71,765**

(ii) Expenses recognised in the Statement of profit & loss

(Amount in ₹)

Particulars	Gratuity (unfunded)	Leave encashment (unfunded)
Current service cost	27,95,140	38,25,141
Interest cost	10,03,805	9,14,131
Remeasurement- Actuarial loss/(gains) on obligation	7,26,985	19,55,873
For the year ended March 31, 2020	**45,25,930**	**66,95,145**
Current service cost	13,99,503	19,51,903
Interest cost	5,40,838	4,96,156
Remeasurement- Actuarial loss/(gains) on obligation	4,39,602	4,17,855
For the period ended September 30, 2020	**23,79,943**	**28,65,914**

(iii) Expenses recognised in Other Comprehensive Income

(Amount in ₹)

Particulars	For the period ended September 30, 2020	For the year ended March 31, 2020
Remeasurement - acturial loss/(gains) on gratuity	4,39,602	7,26,985



(iv) The principal acturial assumptions used for estimating the Company's defined benefit obligations are set out below: -

Particulars	For the period ended September 30, 2020	For the year ended March 31, 2020
Discount rate	6.75%	7.75%
Expected rate of increase in compensation levels	5.00%	5.00%
Expected rate of return on plan assets	NA	NA
Mortality Rate	IALM(2012-14) Ultimate	IALM(2006-08) Ultimate
Withdrawal Rate		
18 to 30 years	5% p.a.	5% p.a.
30 to 44 years	5% p.a.	5% p.a.
44 to 58 years	5% p.a.	5% p.a.

(v) Experience Adjustements

(Amount in ₹)

Particulars	Gratuity (unfunded)	Leave encashment (unfunded)
For the financial year 2019-20		
Experience adjustements (Gain)/Loss for plan liabilities	(1,74,131)	(1,67,168)
Experience adjustments (Gain)/Loss for plan assets	-	-
For the period ended 30 September 2020		
Experience adjustements (Gain)/Loss for plan liabilities	1,01,199	(1,74,131)
Experience adjustements (Gain)/Loss for plan assets	-	-

(vi) The Company' best estimate of contribution during the next year

(Amount in ₹)

Particulars	For the period ended September 30, 2020	For the year ended March 31, 2020
Expected contribution during next annual reporting period	16,62,670	35,91,817

(vii) Senstivity Analysis

(Amount in ₹)

Particulars	Change in assumption	For the period ended September 30, 2020	For the year ended March 31, 2020
Discount Rate	+ 1%	1,52,82,872	1,32,07,311
	- 1%	1,81,68,614	1,56,37,935
Salary growth rate	+ 1%	1,81,80,577	1,56,04,570
	- 1%	1,52,50,175	1,32,24,621
Withdrawal rate	+ 1%	1,67,13,632	1,45,17,507
	- 1%	1,65,11,438	1,41,32,184

(viii) Estimate of expected benefit payments (in absolute terms i.e. undiscounted)

(Amount in ₹)

Particulars	For the period ended September 30, 2020	For the year ended March 31, 2020
1 April 2019 to 31 March 2020	-	-
1 April 2020 to 31 March 2021	-	7,99,941
1 April 2021 to 31 March 2022	-	4,80,208
1 April 2022 to 31 March 2023	-	17,55,136
1 April 2023 to 31 March 2024	-	3,50,438
1 April 2024 to 31 March 2025	-	5,54,776
1 April 2025 onwards	-	1,20,84,316
01 Oct 2020 to 30 Sep 2021	7,79,422	-
01 Oct 2021 to 30 Sep 2022	4,25,603	-
01 Oct 2022 to 30 Sep 2023	20,31,913	-
01 Oct 2023 to 30 Sep 2024	4,29,401	-
01 Oct 2024 to 30 Sep 2025	7,11,777	-
01 Oct 2025 Onwards	1,22,45,874	-

DOOGAR & ASSOCIATES FRN : 000561N New Delhi Chartered Accountants

40 Leases

Following are the changes in lease liabilities for the period ended 30th September 2020: -

(Amount in ₹)

Lease Liability	For the period ended March 31, 2020	For the year ended March 31, 2020
Balance at the beginning	**4,60,49,319**	**8,18,27,912**
Add: Additions	2,02,82,192	-
Add: Interest cost accrued	16,95,698	74,25,715
Less: Payment of lease liabilities	(1,69,92,069)	(4,32,04,308)
Balance at the end	**5,10,35,140**	**4,60,49,319**

The following is the break-up of current and non-current lease liabilities as at September 30, 2020 and March 31, 2020: -

(Amount in ₹)

Particulars	For the period ended September 30, 2020	For the year ended March 31, 2020
Current lease liabilities	2,22,01,055	3,27,37,781
Non-Current lease liabilities	2,88,34,084	1,33,11,538
Total lease liabilities	**5,10,35,139**	**4,60,49,319**

The table below provides details regarding the contractual maturities of lease liabilities as at September 30, 2020 and March 31, 2020 on an undiscounted basis: -

(Amount in ₹)

Particulars	For the period ended September 30, 2020	For the year ended March 31, 2020
Less than one year	3,16,61,480	3,67,42,029
One to five years	1,93,73,660	1,40,00,924
Total	**5,10,35,140**	**5,07,42,953**

41 Segment Information as required by Ind AS - 108 'Operating Segments'

The Company is in the business of manufacturing stainless steel products having similar economic characteristics which is regularly reviewed by the Chief Operating Decision Maker for assessment of Company's performance and resource allocation. Hence, the Company has only one reportable segment under Ind-AS 108 'Operating Segments' i.e. 'STAINLESS STEEL'. The entity wide disclosures required by Ind-AS 108 are made as follows: -

(Amount in ₹)

Particulars	For the year ended September 30, 2020		For the year ended March 31, 2020	
	Within India	Outside India	Within India	Outside India
Revenue	78,66,27,167	44,14,41,753	2,35,23,20,050	76,71,57,279
Non-current assets (PPE)	60,89,08,494	-	62,83,94,364	-

(ii) Details about the major customers

Revenue from two major customers represented 93.76% approx. (previous years 83.40%) of the total revenue from operations of the Company.

42 Disclosures of related parties as required by Ind AS-24

(i) List of related parties

(a) Parent Entity
Jindal Stainless (Hisar) Limited

(b) Key Management Personnel

Mrs. Deepika Jindal	Managing Director
Mr. Mandeep Singh	Exceutive Director & CEO
Mr. Bhartendu Harit	Company Secretary
Mr. Rajinder Kumar Garg	Chief Financial Officer (resigned wef 20th December 2019)
Mr. Ajay Jain	Chief Financial Officer (appointed wef 29th January 2020)
Mr. Abhishek Poddar	Independent Director
Mr. Vijay Kumar Sharma	Non-executive Director
Mr. Ashok Kumar Agarwal	Independent Director



(c) Subsidiaries, associates and joint ventures of parties listed in (a) & (b) above with whom transactions have taken place during the current and previous year

Jindal Stainless Steelway Limited
Green Delhi BQS Limited
JSL Media Limited
Jindal Stainless Limited
Jindal Stainless Corporate Management Services Pvt. Ltd.
Cinennamon Boutique Private Limited

The following transactions were carried out with related parties in the ordinary course of business:

(Amount in ₹)

Particulars	For the period ended September 30, 2020		For the year ended March 31, 2020	
	Holding Company	Associates & Other Parties	Holding Company	Associates & Other Parties
1 Sales of finished goods/scrap				
Jindal Stainless (Hisar) Limited	4,18,06,622	-	12,77,26,821	-
Jindal Stainless Limited	-	1,53,060	-	57,66,155
Jindal Stainless Corporate Management Services Private Limited	-	6,23,486	-	2,77,96,009
Jindal Stainless Steelway Limited	-	-	-	8,28,716
2 Job work charges (Income)				
Jindal Stainless (Hisar) Limited	2,12,104	-	2,46,668	-
Jindal Stainless Steelway Limited	-	10,197	-	1,86,651
3 Purchase of raw material				
Jindal Stainless (Hisar) Limited	31,91,27,457	-	1,13,34,03,130	-
Jindal Stainless Limited	-	2,42,85,542	-	3,85,67,792
Jindal Stainless Steelway Limited	-	29,02,260	-	5,53,01,802
4 Reimbursement of expenses paid on our behalf				
Jindal Stainless (Hisar) Limited	-	-	27,39,114	-
Jindal Stainless Limited	-	49,78,079	-	42,62,147
Jindal Stainless Steelway Limited			-	2,10,621
5 Expenses recovered				
Jindal Stainless (Hisar) Limited	-	-	6,65,829	-
Jindal Stainless Steelway Limited	-	-	-	10,80,000
Green Delhi BQS Limited	-	-	-	-
JSL Media Limited	-	-	-	-
6 Interest Paid				
Jindal Stainless (Hisar) Limited	55,46,360	-	1,24,25,684	-
Jindal Stainless Steelway Limited	-	-	-	2,01,438
7 Job work charges (expenses)				
Jindal Stainless Steelway Limited	-	6,65,000	-	33,30,876
8 Rent & maintenance charges paid				
Jindal Stainless (Hisar) Limited	52,85,130	-	1,13,30,920	-
Cinnamon Boutique Private Limited	-	11,04,000	-	42,38,246
9 Purchase of Property, Plant and Equipment				
Jindal Stainless (Hisar) Limited	-	-	33,32,744	-
10 Bad debts				
JSL Media Limited	-	-	-	1,13,52,381
Green Delhi BQS Limited	-	-	-	1,62,274

** Transactions reported are exclusive of GST*



Particulars	For the period ended September 30, 2020		For the year ended March 31, 2020	
	Holding Company	Associates & Other Parties	Holding Company	Associates & Other Parties
1. ICD Loan (including interest accrued)				
Jindal Stainless (Hisar) Limited	16,15,49,270	-	16,15,49,270	-
2. Interest and other payables				
Jindal Stainless (Hisar) Limited	8,73,86,042	-	8,73,86,042	-
3. Amount receivables				
JSL Media Limited	-	-	-	-
Jindal Stainless Corporate Management Services Pvt. Ltd.	-	24,39,724	-	32,29,986
Jindal Stainless Limited	-	21,74,774	-	-
4. Amount payable				
Jindal Stainless (Hisar) Limited	20,55,53,232	-	47,45,63,184	-
Jindal Stainless Limited	-	1,20,44,391	-	2,95,74,535
Jindal Stainless Steelway Limited	-	99,70,759	-	98,07,349
Cinnamon Boutique Private Limited	-	-	-	26,52,883
5. Guarantees issued on behalf of the Company				
Jindal Stainless (Hisar) Limited	17,47,05,940		17,47,05,940	-

Compensation to Key Managerial Personnel

(Amount in ₹)

Particulars	For the year ended March 31, 20120	For the year ended March 31, 2019
Short-term employee benefits	2,44,62,911	6,32,03,448
Post-employment benefits	-	-
Other long-term benefits	-	-
Termination benefits	-	-
Employee share based payment	-	-
Director's sitting fee	1,20,000	4,20,000
Total Compensation	2,45,82,911	6,36,23,448

Notes: -

1 As the future liability for gratuity and leave encashment is provided on an actuarial basis for the company as a whole, the amount pertaining to individual is not ascertainable and therefore not included above.

DOOGAR & ASSOCIATES FRN : 000561N New Delhi Chartered Accountants

43 Financial risk management

Financial risk factors

The Company's principal financial liabilities, comprise borrowings, trade and other payables, and financial guarantee contracts. The main purpose of these financial liabilities is to manage finances for the Company's operations. The Company has loan and other receivables, trade and other receivables, and cash and short-term deposits that arise directly from its operations. The Company's activities expose it to a variety of financial risks:

I. Market risk
Market risk is the risk that the fair value or future cash flows of a financial instrument will fluctuate because of changes in market prices. Market prices comprise three types of risk: currency rate risk, interest rate risk and other price risks, such as commodity risk. Financial instruments affected by market risk include loans and borrowings, deposits, investments. Foreign currency risk is the risk that the fair value or future cash flows of a financial instrument will fluctuate because of changes in foreign exchange rates. Interest rate risk is the risk that the fair value or future cash flows of a financial instrument will fluctuate because of changes in market interest rates.

II. Credit risk
Credit risk is the risk that a counter party will not meet its obligations under a financial instrument or customer contract, leading to a financial loss.

III. Liquidity risk
Liquidity risk is the risk that the Company may not be able to meet its present and future cash and collateral obligations without incurring unacceptable losses.

The Company's risk management programme focuses on the unpredictability of financial markets and seeks to minimize potential adverse effects on the Company's financial performance. As a risk management excercise, working capital borrowing in foreign currency is used as a natural hedge to certain extent against foreign currency receivables.

I. Market Risk

The sensitivity analysis excludes the impact of movements in market variables on the carrying value of post-employment benefit obligations provisions and on the non-financial assets and liabilities. The sensitivity of the relevant Statement of Profit and Loss item is the effect of the assumed changes in the respective market risks. The Company's activities expose it to a variety of financial risks, including the effects of changes in foreign currency exchange rates and interest rates. The Company uses derivative financial instruments such as foreign exchange forward contracts and interest rate swaps of varying maturity depending upon the underlying contract and risk management strategy to manage its exposures to foreign exchange fluctuations and interest rate.

(a)Foreign exchange risk sensitvity

The functional currency of the Company is Indian Rupee (INR). The Company is exposed to foreign exchange risk through its sales in international markets. The Company has obtained foreign currency working capital loans and has foreign currency receivables and is therefore, exposed to foreign exchange risk. The following table analyses foreign currency risk from financial instruments as of September 30, 2020 and March 31, 2020: -

Particulars	Currency	As at September 30, 2020	As at March 31, 2020
Financial assets Trade receivables	USD	31,45,526	25,82,417
Financial liabilities Working capital loans	USD	27,04,730	17,78,602
Net assets/ (liabilities)		4,40,796	8,03,814

The following table demonstrates the sensitivity in the USD to the Indian Rupee with all other variables held constant. The impact on the Company's profit before tax due to changes in the fair value of monetary assets and liabilities are given below:

(Amount in ₹)

Particulars	Change in currency exchange rate	Effect on profit before tax for the period ended September 30, 2020	Effect on profit before tax for the period ended September 30, 2020
USD	5%	16,26,490	29,08,242
	-5%	(16,26,490)	(29,08,242)

(b) Interest rate risk and sensitivity

Interest rate risk is the risk that the fair value or future cash flows of a financial instrument will fluctuate because of changes in market interest rates. The Company is exposed to interest rate risk because funds are borrowed at floating interest rates. Interest rate risk is measured by using the cash flow sensitivity for changes in variable interest rate. The borrowings are linked to EBLR/LIBOR rate which is fixed for the borrowing period, hence the company is not exposed to interest rate sensitivity.



(Amount in ₹)

Particulars	Total borrowings	Floating rate borrowings	Fixed rate borrowings	Weighted Average Rate (%)
For the period ended September 30, 2020				
INR	22,71,79,027	-	22,71,79,027	9.54%
USD (Equivalent INR)	19,96,03,103	19,96,03,103	-	2.04%
Total	42,67,8^,130	19,96,03,103	22,71,79,027	
For the year ended March 31, 2020				
INR	30,98,38,542	-	30,98,38,542	8.64%
USD (Equivalent INR)	12,86,99,657	12,86,99,657	-	0.63%
Total	43,85,38,199	12,86,99,657	30,98,38,542	

(c)Commodity price risk and sensitivity

The Company is exposed to the movement in price of key raw materials in domestic markets. The Company enters into contracts for procurement of material, most of the transactions are short term fixed price contract.

II. Credit Risk

The Company is exposed to credit risk from its operating activities (primarily trade receivables) and from its financing activities, including deposits with banks and other financial instruments.

Trade receivables

The Company extends credit to customers in normal course of business. The Company considers factors such as credit track record in the market and past dealings for extension of credit to customers. The Company monitors the payment track record of the customers. Outstanding customer receivables are regularly monitored. The Company evaluates the concentration of risk with respect to trade receivables as low, as its customers are located in overseas/domestic jurisdictions and industries and operate in largely independent markets. The Company has also taken advances and security deposits from its customers, which mitigate the credit risk to an extent.

The ageing of trade receivable is as below:

(Amount in ₹)

	Neither due nor impaired	Past due		Total
		Up to 6 Months	Above 6 Months	
As at September 30, 2020	-	-	-	-
Secured	53,02,38,060	5,30,29,633	10,90,21,884	69,22,89,577
Unsecured	53,02,38,060	5,30,29,633	10,90,21,884	69,22,89,577
Total trade receivables	-	-	-	-
Provision for doubtful receivables	53,02,38,060	5,30,29,633	10,90,21,884	69,22,89,577
Net Total				
As at March 31, 2020	-	-	-	-
Secured	48,39,78,630	26,82,61,774	5,35,30,618	80,57,71,022
Unsecured	44,57,78,686	20,28,99,014	79,57,274	65,66,34,974
Total trade receivables	-	-	-	-
Provision for doubtful receivables	46,48,78,658	23,55,80,394	3,07,43,946	73,12,02,998
Net Total				

Financial Instruments and Cash Deposits

The Company considers factors such as track record, size of the institution, market reputation and service standards to select the banks with which balances and deposits are maintained. The bank balances are maintained with the institutions with which the Company has also availed borrowings. The Company does not maintain significant cash and deposit balances other than those required for its day to day operations.

III. Liquidity Risk

The Company's objective is to at all times maintain optimum levels of liquidity to meet its cash and collateral requirements. The Company relies on a mix of borrowings, capital infusion and excess operating cash flows to meet its needs for funds. The current committed lines of credit are sufficient to meet its short to medium term expansion needs. The Company monitors rolling forecasts of its liquidity requirements to ensure it has sufficient cash to meet operational needs while maintaining sufficient headroom on its undrawn committed borrowing facilities at all times so that the Company does not breach borrowing limits or covenants (where applicable) on any of its borrowing facilities. The table below provides undiscounted cash flows towards financial liabilities into relevant maturity based on the remaining period at the balance sheet date to the contractual maturity date.

(Amount in ₹)

Particulars	Carrying Amount	< 1 Years	1 - 3 Years	> 3 Years	Total
As at September 30, 2020					
Interest rate borrowings	44,30,91,450	26,22,45,821	18,08,45,629	-	44,30,91,450
Other liabilities	24,11,27,071	15,37,41,029	8,73,86,042	-	24,11,27,071
Trade and other payables	49,59,58,521	49,59,58,521	-	-	49,59,58,521
Lease liabilities	5,10,35,139	2,88,34,084	2,22,01,055	-	5,10,35,139
Total	1,23,12,12,181	94,07,79,455	29,04,32,726	-	1,23,12,12,181
As at March 31, 2020					
Interest rate borrowings	43,55,51,160	27,40,01,890	16,15,49,270	-	43,55,51,160
Other liabilities	19,70,10,088	10,96,24,046	8,73,86,042	-	19,70,10,088
Trade and other payables	80,03,25,578	80,03,25,578	-	-	80,03,25,578
Lease liabilities	4,60,49,319	3,27,37,781	1,33,11,538	-	4,60,49,319
Total	1,47,89,36,145	1,21,66,89,295	26,22,46,850	-	1,47,89,36,145

Competition and price risk

The Company faces competition from local and foreign competitors. Nevertheless, it believes that it has competitive advantage in terms of high quality products and by continuously upgrading its expertise and range of products to meet the needs of its customers.



44 Capital risk management

The Company manages its capital structure and makes adjustments in light of changes in economic conditions and the requirements of the financial covenants. The Company's primary objective when managing capital is to ensure that it maintains an efficient capital structure and healthy capital ratios and safeguard the Company's ability to continue as a going concern in order to support its business and provide maximum returns for shareholders. The Company also proposes to maintain an optimal capital structure to reduce the cost of capital.

For the purpose of the Company's capital management, capital includes issued equity share capital, security premium reserve and all other equity reserves. Net debt includes, interest bearing loans and borrowings, trade and other payables less cash and short term deposits. The Company monitors capital using gearing ratio, which is net debt divided by total capital.

(Amount in ₹)

Particulars	As at September 30, 2020	As at March 31 , 2020
Loans and borrowings	44,30,91,450	43,55,51,160
Less : cash and cash equivalents	8,14,788	15,84,411
Net debt (a)	**44,22,76,662**	**43,39,66,749**
Total capital (b)	**1,09,31,89,423**	**1,07,17,34,897**
Capital and net debt (c= a+b)	**1,53,54,66,085**	**1,50,57,01,646**
Gearing ratio	**0.29**	**0.29**

45 Fair value of financial assets and liabilities and hierachy

The Company measures financial instruments at fair value in accordance with the accounting policies mentioned above. Fair value is the price that would be received to sell an asset or paid to transfer a liability in an orderly transaction between market participants at the measurement date. The fair value measurement is based on the presumption that the transaction to sell the asset or transfer the liability takes place either: -

The following methods and assumptions were used to estimate the fair values: -

(i) The carrying amounts of trade receivables, trade payables and cash and cash equivalents are considered to be the same as their fair values due to their short term nature.

(ii) The fair value of security deposit given was calculated based on cash flows discounted using the discount rate that reflects the issuer's borrowings rate. They are classified as Level 2 fair values in the fair value hierachy due to the inclusion of unobservable inputs including counterparty credit risk.

(iii) For financial assets and liabilities that are measured at fair value, the carrying amounts are equal to the fair values.

Fair Value Hierarchy

The following table provides the fair value measurement hierarchy of Company's financial asset and financial liabilities, grouped into Level 1 to Level 3 as described below:
Level 1- Quoted price/ NAV for identical instruments in an active market
Level 2- Directly or indirectly observable market inputs, other than Level 1 inputs; and
Level 3- Inputs which are not based observable market data



(Amount in ₹)

Particulars	As at September 30, 2020		As at March 31, 2020	
	Carrying amount	Fair value	Carrying amount	Fair value
Measured at amortised cost				
(a) Financial assets				
Other financial assets	2,82,96,723	2,82,96,723	2,68,92,831	2,68,92,831
Trade receivables	69,22,89,577	69,22,89,577	81,77,36,970	81,77,36,970
Cash & cash equivalents	8,14,788	8,14,788	15,84,411	15,84,411
Bank balances other than cash and	7,80,60,913	7,80,60,913	7,49,90,691	7,49,90,691
Total financial assets	**79,94,62,001**	**79,94,62,001**	**92,12,04,903**	**92,12,04,903**
(b) Financial Liabilities				
Borrowings	44,30,91,450	44,30,91,450	44,30,91,450	44,30,91,450
Trade payables	49,59,58,521	49,59,58,521	80,03,25,578	80,03,25,578
Other financial liabilities	24,11,27,071	24,11,27,071	19,70,10,088	19,70,10,088
Lease liabilities	5,10,35,139	5,10,35,139	4,60,49,319	4,60,49,319
Total financial assets	**1,23,12,12,181**	**1,23,12,12,181**	**1,48,64,76,435**	**1,48,64,76,435**

46 Amount spent towards Corporate Social Responsibility (CSR) as per the provisions of section 135 of Companies Act, 2013 for the period ended September 30, 2020 amounting to ₹ 37,50,000 (March 31, 2020: ₹ 67,87,373)

47 Exceptional items represents gain (net) of ₹ 49,88,677 for the period ended September 30, 2020 (Year ended March 31, 2020: ₹ 1,37,74,213) on translation of currency monetary items i.e. working capital loans, trade receivables and trade payables at the date of Balance sheet.

48 Although the book value of unquoted investments in associate company Green Delhi BQS Limited amounting to ₹ 2,30,000 (Previous Year : ₹ 2,30,000), as reflected in Note no 5, is lower than its fair value , considering the strategic and long term nature of the investment, future prospectus and assets base of the investee company, such decline, in the opinion of the management, has been considered to be of temporary in nature and hence no provision for the same at this stage is considered necessary.

49 Previous year figures have been regrouped/ rearranged, wherever considered necessary to conform to current period's classification.

See accompanying notes to the financial statements **1 to 49**

As per our report of even date

For Doogar & Associates
Chartered Accountants
Firm's registration No. 000683N

DOOGAR & ASSOCIATES FRN 000683N New Delhi Chartered Accountants

Vardhman Doogar
Partner
M. No 517347

For and on behalf of the Board of Directors

Deepika Jindal
Managing Director
DIN No. 00015188

Mandeep Singh
Executive Director & CEO
DIN: 03382667

Ajay Jain
Chief Financial Officer

Bhartendu Harit
Company Secretary
M. No. A15123

Place : 14.12.2020
Dated : NEW DELHI

N.C. AGGARWAL & CO.
CHARTERED ACCOUNTANTS
102, Harsha house, Karampura Commercial Complex,
New Delhi-110 015. Ph: (O) 25920555-556 (R) 25221561
E-Mail: nc.aggarwal@gmail.com, nc.a@rediffmail.com

INDEPENDENT AUDITORS' REPORT

To
The Members of JSL MEDIA LIMITED

Report on the Financial Statements

Opinion

We have audited the accompanying financial statements of **JSL MEDIA LIMITED** ("the Company"), which comprise the Balance Sheet as at March 31, 2020, the Statement of Profit and Loss (including Other Comprehensive Income), the Statement of Changes in Equity and the Cash Flow Statement for the year then ended and a summary of significant accounting policies and other explanatory information.

In our opinion and to the best of our information and according to the explanations given to us, the aforesaid financial statements give the information required by the Companies Act, 2013 ("the Act") in the manner so required and give a true and fair view in conformity with the [Indian Accounting Standards prescribed under section 133 of the Act read with the Companies (Indian Accounting Standards) Rules, 2015, as amended, ("Ind AS") and other accounting principles generally accepted in India, of the state of affairs of the Company as at 31 March 2020, and its profit , total comprehensive income, its cash flows and the changes in equity for the year ended on that date.

Basis of Opinion

We conducted our audit in accordance with the Standards on Auditing specified under Section 143(10) of the Act. Our responsibilities under those Standards are further described in the Auditor's Responsibilities for the Audit of the Financial Statements section of our report. We are independent of the Company in accordance with Code of Ethics issued by the Institute of Chartered Accountants of India together with the ethical requirements that are relevant to our audit of the financial statements under the provisions of the Companies Act, 2013 and the Rule thereunder, and we have fulfilled our ethical responsibilities in accordance with these requirements and the Code of Ethics. We believe that the audit evidence we have obtained is sufficient and appropriate to provide a basis of our opinion.

Information Other than the Financial Statements and Auditor's Report Thereon

The Company's Board of Directors is responsible for the other information. The other information comprises the information included in the Annual report, but does not include the financial statements and our auditor's report thereon. The Annual Report is expected to be made available to us after the date of this Auditors' Report. Our opinion on the financial statements does not cover the other information and we do not express any form of assurance conclusion thereon.

In connection with our audit of the financial statements, our responsibility is to read the other information and, in doing so, consider whether the other information is materially inconsistent with the financial statements or our knowledge obtained in the audit or otherwise appears to be materially misstated.



If, based on the work we have performed, we conclude that there is a material misstatement of this other information, we are required to report that fact. We have nothing to report in this regard.

Management's Responsibility for the Financial Statements

The Company's Board of Directors is responsible for the matters stated in section 134(5) of the Act with respect to the preparation of these financial statements that give a true and fair view of the financial position, financial performance including other comprehensive income, cash flows and changes in equity of the Company in accordance with the Ind AS and other accounting principles generally accepted in India. This responsibility also includes maintenance of adequate accounting records in accordance with the provisions of the Act for safeguarding the assets of the Company and for preventing and detecting frauds and other irregularities; selection and application of appropriate accounting policies; making judgments and estimates that are reasonable and prudent; and design, implementation and maintenance of adequate internal financial controls, that were operating effectively for ensuring the accuracy and completeness of the accounting records, relevant to the preparation and presentation of the financial statement that give a true and fair view and are free from material misstatement, whether due to fraud or error.

In preparing the financial statements, management is responsible for assessing the Company's ability to continue as a going concern, disclosing, as applicable, matters related to going concern and using the going concern basis of accounting unless management either intends to liquidate the Company or to cease operations, or has no realistic alternative but to do so.

The Board of Directors is also responsible for overseeing the Company's financial reporting process.

Auditors' Responsibility

Our objectives are to obtain reasonable assurance about whether the financial statements as a whole are free from material misstatement, whether due to fraud or error, and to issue an auditor's report that includes our opinion. Reasonable assurance is a high level of assurance, but is not a guarantee that an audit conducted in accordance with SAs will always detect a material misstatement when it exists. Misstatements can arise from fraud or error and are considered material if, individually or in the aggregate, they could reasonably be expected to influence the economic decisions of users taken on the basis of these financial statements.

As part of an audit in accordance with SAs, we exercise professional judgment and maintain professional skepticism throughout the audit. We also:

- Identify and assess the risks of material misstatement of the financial statements, whether due to fraud or error, design and perform audit procedures responsive to those risks, and obtain audit evidence that is sufficient and appropriate to provide a basis for our opinion. The risk of not detecting a material misstatement resulting from fraud is higher than for one resulting from error, as fraud may involve collusion, forgery, intentional omissions, misrepresentations, or the override of internal control.

N.C. Aggarwal & Co. * New Delhi * Chartered Accountants

- Obtain an understanding of internal financial control relevant to the audit in order to design audit procedures that are appropriate in the circumstances. Under Section 143(3)(i) of the Act, we are also responsible for expressing our opinion on whether the Company has adequate internal financial controls system in place and the operating effectiveness of such controls.

- Evaluate the appropriateness of accounting policies used and the reasonableness of accounting estimates and related disclosures made by the management.

- Conclude on the appropriateness of management's use of the going concern basis of accounting and, based on the audit evidence obtained, whether a material uncertainty exists related to events or conditions that may cast significant doubt on the Company's ability to continue as a going concern. If we conclude that a material uncertainty exists, we are required to draw attention in our auditor's report to the related disclosures in the financial statements or, if such disclosures are inadequate, to modify our opinion. Our conclusions are based on the audit evidence obtained up to the date of our auditor's report. However, future events or conditions may cause the Company to cease to continue as a goingconcern.

- Evaluate the overall presentation, structure and content of the financial statements, including the disclosures, and whether the financial statements represent the underlying transactions and events in a manner that achieves fair presentation.

Materiality is the magnitude of misstatements in the financial statements that, individually or in aggregate, makes it probable that the economic decisions of a reasonably knowledgeable user of the financial statements may be influenced. We consider quantitative materiality and qualitative factors in (i) planning the scope of our audit work and in evaluating the results of our work; and (ii) to evaluate the effect of any identified misstatements in the financial statements

We communicate with those charged with governance regarding, among other matters, the planned scope and timing of the audit and significant audit findings, including any significant deficiencies in internal control that we identify during our audit.

We also provide those charged with governance with a statement that we have complied with relevant ethical requirements regarding independence, and to communicate with them all relationships and other matters that may reasonably be thought to bear on our independence, and where applicable, related safeguards.

From the matters communicated with those charged with governance, we determine those matters that were of most significance in the audit of the financial statements for the financial year ended March 31, 2020 and are therefore the key audit matters. We describe these matters in our auditor's report unless law or regulation precludes public disclosure about the matter or when, in extremely rare circumstances, we determine that a matter should not be communicated in our report because the adverse consequences of doing so would reasonably be expected to outweigh the public interest benefits of such communication.



Report on Other Legal and Regulatory Requirements

1. As required by the Companies (Auditor's Report) Order, 2016 ("the Order") issued by the Central Government of India in terms of sub-section (11) of section 143 of the Act, we give in the **Annexure 'A'** a statement on the matters specified in the paragraph 3 and 4 of the Order, to the extent applicable.

2. As required by Section 143 (3) of the Act, we report that:

(a) We have sought and obtained all the information and explanations which to the best of our knowledge and belief were necessary for the purposes of our audit.

(b) In our opinion, proper books of account as required by law have been kept by the Company so far as it appears from our examination of those books;

(c) The Balance Sheet, the Statement of Profit and Loss including Other Comprehensive Income, the Statement of Change in Equity and the Cash Flow Statement dealt with by this Report are in agreement with the books of account;

(d) In our opinion, the aforesaid financial statements comply with the Indian Accounting Standards specified under Section 133 of the Act, read with Rule 7 of the Companies (Accounts) Rules, 2015;

(e) On the basis of the written representations received from the directors as on March 31, 2020 taken on record by the Board of Directors, none of the directors is disqualified as on March 31, 2020 from being appointed as a director in terms of Section 164 (2) of the Act.

(f) With respect to the adequacy of the internal financial controls over financial reporting of the Company and the operating effectiveness of such controls, refer to **Annexure 'B'**.

(g) With respect to the other matters to be included in the Auditor's Report in accordance with Rule 11 of the Companies (Audit and Auditors) Rules, 2014, in our opinion and to the best of our information and according to the explanations given to us:

i. The Company does not have any pending litigations which would have any material financial impact on the company as on March 31, 2020;

ii. The Company has made provision, as required under the applicable law or accounting standards, for material foreseeable losses, if any, on long-term contracts including derivative contracts.

iii. There is no amount payable towards investor education and protection fund in accordance with the relevant provisions of the Companies Act, 1956 / the Companies Act, 2013 and rules made thereunder.;



(h)The managerial remuneration for the year ended 31st March, 2020 has been paid/ provided for by the Company to its directors in accordance with the provisions of Section 197 read with Schedule V to the Act.

For N.C. Aggarwal & Co.
Chartered Accountants
Firm Registration No. 003273N

N.C. Aggarwal & Co. * New Delhi * Chartered Accountants

G. K. Aggarwal
Partner
M. No. 086622
Date:30th May,2020
Place: New Delhi
UDIN: 20086622AAAAPL5394

ANNEXURE 'A' TO INDEPENDENT AUDITORS' REPORT

(Annexure referred to in our report of even date to the members of **JSL MEDIA LIMITED** on the accounts for the year ended March 31, 2020)

1. a) The Company has maintained proper records showing full particulars including quantitative details and situation of fixed assets.

   b) The Company has adopted a programme of Physical Verification of its Fixed assets by which fixed asset have been verified by the management according to the program of physical verification in a phased manner which in our opinion is reasonable having regard to the size of the Company and the nature of its fixed assets. The discrepancies noticed on such physical verification were not material.

   c) The Company does not have any immovable property i.e. land in the name of the Company. Therefore, para 3(i)(c) of the order is not applicable to the company.

2. The company does not have inventory. Accordingly , the provision of clause 3(ii) of the companies (Auditor's Report) order, 2016 are not applicable to the company.

3. According to the information and the explanations given to us, the company has not granted any loans, secured or unsecured to companies, firms, limited liability partnership or other parties covered in the register maintained under section 189 of the Companies Act 2013. Accordingly, the provisions of clause 3(iii)(a), 3(iii)(b) and 3(iii)(c) of the order are not applicable to the company and hence not commented upon.

4. The Company has not granted any loans or given any guarantee and security covered under Section 185 and 186 of the Companies Act, 2013. Accordingly, the provisions of clause 3(iv) of the order are not applicable to the company and hence not commented upon.

5. According to the information given to us, the Company has not accepted any deposits under the provisions of section 73 to 76 of the Companies Act, 2013 or any other relevant provisions of the companies Act and the Companies (Acceptance of Deposits) Rules, 2014 as amended from time to time. No order has been passed with respect to Section 73 to 76, by the Company Law Board or National Company Law Tribunal or Reserve Bank of India or any Court or any other tribunal.

6. We have broadly reviewed the books of account and records maintained by the company pursuant to the Rules made by the Central Government for the maintenance of cost records under section 148 (1) of the Companies Act, 2013 in respect of the company's products and are of the opinion that, prima facie, the prescribed records have been made and maintained. We have, however, not made a detailed examination of records with a view to determine whether they are accurate or complete.

N.C. Aggarwal & Co. * New Delhi * Chartered Accountants

7. (a) Undisputed statutory dues including provident fund, employee' state insurance, income tax, sales tax, service tax, duty of excise, value added tax, cess and other statutory dues have generally been regularly deposited with the appropriate authorities and there are no undisputed dues outstanding as at 31st March, 2020 for a period of more than six months from the date they became payable.

(b) According to the information and explanations given to us, there are no material dues of income tax, sales tax, service tax, duty of customs, duty of excise, value added tax which have not been deposited with the appropriate authorities on account of any dispute.

8. In our opinion, on the basis of books and records examined by us and according to the information and explanations given to us, the company has not defaulted in repayment of dues to banks. However, the Company does not have any dues to financial institutions, debenture holders or government.

9. The Company has not raised any money by way of initial public offer or further public offer or debt instruments. Accordingly, the provisions of clause 3(ix) of the order is not applicable to the company.

10. According to the information and explanations given to us and as represented by the Management and based on our examination of the books and records of the Company and in accordance with generally accepted auditing practices in India, we have been informed that no case of frauds has been committed on or by the Company or by its officers or employees during the year.

11. In our opinion and according to the information and explanation given to us, the Company has paid / provided Managerial Remuneration in accordance with the requisite approvals mandated by the provision of Section 197read with Schedule V of the Companies Act, 2013.

12. The company is not a Nidhi Company. Accordingly, the provisions of clause 3 (xii) of the Order are not applicable to the Company.

13. In our opinion and according to the information and explanations given to us, the Company is in compliance with Section 177 and 188 of the Companies Act, 2013 where applicable, for all transactions with the related parties and the details of related party transactions have been disclosed in the Financial Statements as required by the applicable accounting standards.

14. The Company has not made any preferential allotment or private allotment of shares or fully or partly convertible debentures during the year. Accordingly, provisions of clause 3 (xiv) of the Order are not applicable to the Company.

15. According to the information and explanation given to us and based on our examination of records of the Company, the Company has not entered into any non-cash transactions with the directors or persons connected with him as covered under Section 192 of the Companies Act, 2013. Accordingly, provisions of clause 3 (xv) of the Order are not applicable to the Company.



16. The company is not required to be registered under section 45-IA of the Reserve Bank of India, 1934. Accordingly, provisions of clause 3 (xvi) of the Order are not applicable to the Company.

For N.C. Aggarwal & Co.
Chartered Accountants
Firm Registration No. 003273N



G. K. Aggarwal
Partner
M. No. 086622
Date: 30th May,2020
Place: New Delhi
UDIN: 20086622AAAAPL5394

ANNEXURE 'B' TO INDEPENDENT AUDITORS' REPORT

Annexure referred to in our report of even date to the members of **JSL MEDIA LIMITED** on the accounts for the year ended 31st March, 2020

Report on the Internal Financial Controls under Clause (i) of Sub-section 3 of Section 143 of the Companies Act, 2013 ("the Act")

We have audited the internal financial controls over financial reporting of **JSL MEDIA LIMITED**("the Company") as of 31st March, 2020 in conjunction with our audit of the financial statements of the Company for the year ended on that date.

Management's Responsibility for Internal Financial Controls

The Company's management is responsible for establishing and maintaining internal financial controls based on the internal control over financial reporting criteria established by the Company and the components of internal control stated in the Guidance Note on Audit of Internal Financial Controls over Financial Reporting issued by the Institute of Chartered Accountants of India (ICAI). These responsibilities include the design, implementation and maintenance of adequate internal financial controls that were operating effectively for ensuring the orderly and efficient conduct of its business, including adherence to Company's policies, the safeguarding of its assets, the prevention and detection of frauds and errors, the accuracy and completeness of the accounting records, and the timely preparation of reliable financial information, as required under the Companies Act, 2013.

Auditors' Responsibility

Our responsibility is to express an opinion on the Company's internal financial controls over financial reporting based on our audit. We conducted our audit in accordance with the Guidance Note on Audit of Internal Financial Controls Over Financial Reporting (the "Guidance Note") and the Standards on Auditing, issued by ICAI and deemed to be prescribed under section 143(10) of the Companies Act, 2013, to the extent applicable to an audit of internal financial controls, both applicable to an audit of Internal Financial Controls and, both issued by the ICAI. Those Standards and the Guidance Note require that we comply with ethical requirements and plan and perform the audit to obtain reasonable assurance about whether adequate internal financial controls over financial reporting was established and maintained and if such controls operated effectively in all material respects.

Our audit involves performing procedures to obtain audit evidence about the adequacy of the internal financial controls system over financial reporting and their operating effectiveness. Our audit of internal financial controls over financial reporting included obtaining an understanding of internal financial controls over financial reporting, assessing the risk that a material weakness exists, and testing and evaluating the design and operating effectiveness of internal control based on the assessed risk. The procedures selected depend on the auditor's judgment, including the assessment of the risks of material misstatement of the financial statements, whether due to fraud or error.

We believe that the audit evidence we have obtained is sufficient and appropriate to provide a basis for our audit opinion on the Company's internal financial controls system over financial reporting.

N.C. Aggarwal & Co. New Delhi Chartered Accountants

Meaning of Internal Financial Controls over Financial Reporting

A Company's internal financial control over financial reporting is a process designed to provide reasonable assurance regarding the reliability of financial reporting and the preparation of financial statements for external purposes in accordance with generally accepted accounting principles. A Company's internal financial control over financial reporting includes those policies and procedures that (1) pertain to the maintenance of records that, in reasonable detail, accurately and fairly reflect the transactions and dispositions of the assets of the Company; (2) provide reasonable assurance that transactions are recorded as necessary to permit preparation of financial statements in accordance with generally accepted accounting principles, and that receipts and expenditures of the Company are being made only in accordance with authorizations of management and directors of the Company; and (3) provide reasonable assurance regarding prevention or timely detection of unauthorized acquisition, use, or disposition of the Company's assets that could have a material effect on the financial statements.

Inherent Limitations of Internal Financial Controls over Financial Reporting

Because of the inherent limitations of internal financial controls over financial reporting, including the possibility of collusion or improper management override of controls, material misstatements due to error or fraud may occur and not be detected. Also, projections of any evaluation of the internal financial controls over financial reporting to future periods are subject to the risk that the internal financial control over financial reporting may become inadequate because of changes in conditions, or that the degree of compliance with the policies or procedures may deteriorate.

Opinion

In our opinion, the Company has, in all material respects, an adequate internal financial controls system over financial reporting and such internal financial controls over financial reporting were operating effectively as at 31st March, 2020, based on the internal control over financial reporting criteria established by the Company and the components of internal control stated in the Guidance Note on Audit of Internal Financial Controls over Financial Reporting issued by the ICAI.

For N.C. Aggarwal & Co.
Chartered Accountants
Firm Registration No. 003273N

N.C. Aggarwal & Co. New Delhi Chartered Accountants

G. K. Aggarwal
Partner
M. No. 086622
Date: 30th May,2020
Place: New Delhi
UDIN: 20086622AAAAPL5394

JSL Media Ltd.

Balance Sheet as at 31st March 2020

(0)

(Amount in Rs.)

Particulars	Note No	As at 31st Mar 2020	As at 31st March, 2019
ASSETS			
(1) Non-current Assets			
(a) Property, plant and equipment	1	61,347	66,201
(b) Other Intangible Asests	2	8,228	18,548
(c) Financial Assets			
(i) Loans	3	407,639	407,639
(ii) Investments	4	260,000	260,000
(d) Other Non current Assets	5	-	56,933
		737,214	**809,321**
(2) Current Assets			
(a) Financial Assets			
(i) Trade receivables	6	-	1,500,000
(ii) Cash and Cash Equivalents	7	1,462,124	136,577
(b) Other current assets	8	42,824,811	42,839,778
(c) Current tax assets (net)	9	1,478,292	1,821,553
		45,765,228	**46,297,908**
Total Assets		**46,502,442**	**47,107,229**
EQUITY AND LIABILITIES			
EQUITY			
(a) Equity Share Capital	10	500,000	500,000
(b) Other Equity		(325,144,361)	(335,210,781)
		(324,644,361)	**(334,710,781)**
LIABILITIES			
(1) Non-current Liabilities			
(a) Financial Liabilities			
(i) Borrowings	11	12,100,000	12,100,000
(b) Provisions	12	-	296,749
		12,100,000	**12,396,749**
(2) Current Liabilities			
(a) Financial Liabilities			
(i) Trade payables			
- Dues to Micro and small enterprises	13		-
- Dues to other Micro and small enterprises	13	323,853,593	323,853,592
(ii) Other Financial liabilities	14	879,343	11,081,508
(b) Other Current liabilities	15	34,313,866	34,473,320
(c) Provisions	16	-	12,841
		359,046,802	**369,421,261**
TOTAL EQUITY AND LIABILITIES		**46,502,442**	**47,107,229**
		0	0
Significant Accounting Policies and Notes to the Financial Statements	21		

In terms of our report of even date annexed hereto

For N.C. AGGARWAL & CO.
Chartered Accountants
Firm Regn No. 003273N

G.K. AGGARWAL
Partner
M.No.086622
Place : Hisar
Dated : 30TH MAY, 2020

N.C. Aggarwal & Co. * New Delhi * Chartered Accountants

For and on the behalf of board of directors of
JSL Media Limited

NRENDER GARG
Director
DIN: 08486246

PAWAN KUMAR
Director
DIN: 08204253

JSL Media Ltd.

Statement of Profit and Loss for the year ended 31st Mar, 2020

(Amount in Rs.)

	Particulars	Note No.	For the year ended 31 Mar 2020	For the Year ended 31 March, 2019
I.	Revenue from operations		-	-
II.	Other income	17	11,375,428	3,782,646
III.	**Total Income (I+II)**		**11,375,428**	**3,782,646**
IV.	**Expenses**			
	Employee benefits expense	18	638,718	2,592,100
	Depreciation and amortization expense (net)	19	15,174	20,810
	Other expenses	20	655,111	2,192,291
	Total expenses (IV)		**1,309,003**	**4,805,201**
V.	**Profit/(loss) before exceptional items andtax (III-IV)**		**10,066,425**	**(1,022,555)**
VI.	Exceptional Items - Gain / (Loss)		-	-
VII.	**Profit/(loss) before tax (V-VI)**		**10,066,425**	**(1,022,555)**
VIII.	**Tax Expense**			
	(1) Current Tax		-	-
	(3) Deferred Tax		-	-
	Total tax expense (VIII)		-	-
IX.	**Profit (Loss) for the year (VII-VIII)**		**10,066,425**	**(1,022,555)**
X	**Other Comprehensive Income**			
	Items that will not be reclassified to profit or loss in subsequent periods			
	(i) Re-measurement (losses)/gains on defined benefit plans		-	(492)
	(ii) Income tax effect		-	-
	Total Other Comprehensive Income		-	**(492)**
XI	**Total comprehensive income of the year (VII + VIII)**		**10,066,425**	**(1,023,047)**
XII	**Earnings per share:**			
	Basic and Diluted Earnings per equity share (`):		201.33	(20.45)

Significant Accounting Policies and Notes to the Financial Statements **21**

In terms of our report of even date annexed hereto

For N.C. AGGARWAL & CO.
Chartered Accountants
Firm Regn No. 003273N

G.K. AGGARWAL
Partner
M.No.086622
Place : Hisar
Dated : 30TH MAY, 2020

N.C. Aggarwal & Co. New Delhi Chartered Accountants

For and on the behalf of board of directors of
JSL Media Limited

NRENDER GARG
Director
DIN: 08486246

PAWAN KUMAR
Director
DIN: 08204253

JSL MEDIA LIMITED
CASH FLOW STATEMENT FOR THE YEAR ENDED MARCH 31, 2020

(Amount in Rs.)

Particulars	For the year ended March 31, 2019		For the year ended March 31, 2018	
A. CASH INFLOW (OUTFLOW) FROM THE OPERATING ACTIVITIES				
NET PROFIT BEFORE TAX		10,066,425		(1,023,048)
Adjustments for:				
Depreciation	15,174		20,810	
Provision for Doubtful Debts (Net of Written Back)	-		-	
Bad Debts	-		-	
Provision for doubtful debts written back				
Liabilities no longer Required written back	-		-	
Provision no longer required written back	-		-	
Interest Income	(23,047)		(38,735)	
Interest Expense	-	(7,873)	-	(17,925)
OPERATING PROFIT BEFORE WORKING CAPITAL CHANGES		**10,058,552**		(1,040,973)
Adjustments for:-				
Trade receivables			-	
Loans and Advances and other assets	1,915,157		28,466	
Current liabilities and Others Payables	(10,671,209)	(8,756,051)	1,281,507	1,309,973
CASH GENERATED FROM OPERATIONS BEFORE TAX		**1,302,501**		269,000
Direct tax paid		-		-
NET CASH INFLOW / (OUT FLOW) FROM OPERATING ACTIVITIES		**1,302,501**		269,000
B. CASH INFLOW / (OUTFLOW) FROM INVESTMENT ACTIVITIES				
Purchase of Property,Plant and Equipment			(9,000)	
NET CASH INFLOW / (OUTFLOW) FROM INVESTING ACTIVITIES		-		(9,000)
C. CASH INFLOW/(OUTFLOW) FROM FINANCING ACTIVITIES				
Increase in Investment			(260,000)	
Interest Income	23,047			
NET CASH INFLOW / (OUTFLOW) USED IN FINANCING ACTIVITIES		**23,047**		(260,000)
NET CHANGES IN CASH & CASH EQUIVALENT		**1,325,547**		-
Opening Cash and cash equivalent		**136,577**		136,577
Closing Cash and cash equivalent		**1,462,124**		136,577

Note: Previous year's figures have been regrouped wherever considered necessary.

As per our report of even date attached

For N.C. AGGARWAL & CO.
Chartered Accountants
Firm Registration No. 003273N

G.K. AGGARWAL
Partner
M.No. 086622
Place : Hisar
Dated : 30TH MAY, 2020

N.C. Aggarwal & Co. New Delhi Chartered Accountants

For and on the behalf of board of directors of
JSL Media Limited

NRENDER GARG
Director
DIN: 08486246

PAWAN KUMAR
Director
DIN: 08204253

JSL Media Ltd.

Notes to Financial Statements

1. Property, Plant and Equipment (Amount in Rs.)

Particulars	Office Equipments	Other Fixed Assests	Computer	Furniture and Fixtures	Total
Gross Block					
As at April 1, 2018	428,567	21,150	317,224	336,439	1,103,380
Additions	9,000	-	-	-	9,000
Disposal/ Adjustments	-	-	-	-	-
As At March 31, 2019	**437,567**	**21,150**	**317,224**	**336,439**	**1,112,380**
Additions	-	-	-	-	-
Disposal/Adjustments	-	-	-	-	-
As at March 31, 2020	**437,567**	**21,150**	**317,224**	**336,439**	**1,112,380**
Accumulated Depreciation					-
As at April 1, 2018	399,887	20,093	301,728	313,981	1,035,689
Charge for the year	4,854		-	5,636	10,490
Disposal/ Adjustments	-	-	-	-	-
As at March 31, 2019	404,741	20,093	301,728	319,617	**1,046,179**
Charge for the quarter	1,214		-	-	1,214
Disposal/Adjustments	-	-	-	-	-
As at June 30, 2019	405,955	20,093	301,728	319,617	**1,047,393**
Charge for the quarter	1,214	-	-	-	1,214
Disposal/Adjustments					
As at Sep 30, 2019	407,168	20,093	301,728	319,617	1,048,606
Charge for the quarter	1,214	-	-	-	1,214
Disposal/Adjustments					
As at Dec 31, 2019	408,382	20,093	301,728	319,617	1,049,820
Charge for the quarter	1,214	-	-	-	1,214
Disposal/Adjustments					
As at Dec 31, 2019	409,595	20,093	301,728	319,617	1,051,033
Net carrying amount					-
As at March 31, 2019	32,826	1,057	15,496	16,822	**66,201**
As at June 30, 2019	31,613	1,057	15,496	16,822	**64,988**
As at Sep 30, 2019	30,399	1,057	15,496	16,822	63,774
As at Dec 31, 2019	29,186	1,057	15,496	16,822	62,561
As at Dec 31, 2019	27,972	1,057	15,496	16,822	61,347

N.C. Aggarwal & Co. * New Delhi * Chartered Accountants

JSL Media Ltd.

Balance Sheet as at 31st March 2020

2. Intangible Assets (Amount in Rs.)

Particulars	Intangible Assets	Total
Gross Block		
As at April 1, 2018	51,600	51,600
Additions	-	-
Disposal/Adjustments	-	-
As at March 31, 2019	**51,600**	**51,600**
Additions	-	-
Disposal/Adjustments	-	-
As at March 31, 2020	**51,600**	**51,600**
Accumulated Depreciation		
As at April 1, 2018	22,732	22,732
Charge for the year	10,320	10,320
Disposal/Adjustments	-	-
As at March 31, 2019	**33,052**	**33,052**
Charge for the quarter	2,580	2,580
Disposal/Adjustments	-	-
As at June 30, 2019	**35,632**	**35,632**
Charge for the quarter	2,580	2,580
Disposal/Adjustments	-	-
As at September 30, 2019	**38,212**	**38,212**
Charge for the quarter	2,580	2,580
Disposal/Adjustments	-	-
As at December 31, 2019	**40,792**	**40,792**
Charge for the quarter	2,580	2,580
Disposal/Adjustments	-	-
As at March 31, 2020	**43,372**	**43,372**
Net carrying amount		
As at March 31, 2019	**18,548**	**18,548**
As at June 30, 2019	**15,968**	**15,968**
As at Sep 30, 2019	**13,388**	**13,388**
As at Dec 31, 2019	**10,808**	**10,808**
As at Mar 31, 2020	**8,228**	**8,228**

N.C. Aggarwal & Co. * New Delhi * Chartered Accountants

JSL Media Ltd.
Notes to financial statements

3. Loans

(Amount in Rs.)

Particulars	As at 31st Mar 2020	As at 31st March, 2019
Security Deposits Unsecured Considered good	407,639	407,639
Total Loans	407,639	407,639

4. Non-current Investments

Particulars	As at 31st Mar 2020	As at 31st March, 2019
Investments in Equity instruments (Unquoted) Equity Shares fully paid up of associate company - at cost - Green Delhi BQS Limited* (26,000 as at March 31, 2020 (26000 at March 31, 2019) equity shares fully paid up of ₹ 10 each)	260,000	260,000
Total Loans	260,000	260,000

5. Other Non Current Assets

(Amount in Rs.)

Particulars	As at 31st Mar 2020	As at 31st March, 2019
Prepaid expenses	-	56,933
Total Other Non Current Assets	-	56,933

6. Trade receivables

(Amount in Rs.)

Particulars	As at 31st Mar 2020	As at 31st March, 2019
Unsecured Considered good	-	1,500,000
Trade receivable which has significant increase in credit risk	1,500,000	1,500,000
Less:- Trade receivable, credit impaired	(1,500,000)	(1,500,000)
Total Trade Receivables	-	1,500,000

7. Cash and Cash Equivalents

(Amount in Rs.)

Particulars	As at 31st Mar 2020	As at 31st March, 2019
Balances with Scheduled Banks : On Current Accounts	1,462,124	136,577
Total Cash and Cash Equivalents	1,462,124	136,577

8. Other current assets

(Amount in Rs.)

Particulars	As at 31st Mar 2020	As at 31st March, 2019
Advances recoverable in Cash or in Kind *	42,824,812	42,811,312
Prepaid Expenses	-	28,466
Total Other current assests	42,824,811	42,839,778

*Including Cenvat Credit Receivables etc.

9. Current tax assets (Net)

(Amount in Rs.)

Particulars	As at 31st Mar 2020	As at 31st March, 2019
Advance Taxation	1,478,292	1,821,553
Others	-	-
Total Current tax assets (Net)	1,478,292	1,821,553

N.C. Aggarwal & Co. * New Delhi * Chartered Accountants

JSL Media Limited

Notes to Financial Statements

	DESCRIPTION	As at March 31, 2020	As at March 31, 2019
10	EQUITY SHARE CAPITAL		
(a)	AUTHORISED SHARE CAPITAL		
	10,00,000 (Previous Year 10,00,000}Equity Shares of `10/- each	10,000,000	10,000,000
(b)	ISSUED, SUBSCRIBED AND PAID UP CAPITAL		
	50,000 (Previous Year 50,000)Equity Shares of `10/- each	500,000	500,000
(c)	RECONCILIATION OF THE NUMBER OF SHARES OUTSTANDING AT THE BEGINNING AND AT THE END OF THE YEAR	Nos.	Nos.
	Shares outstanding at the beginning of the year	50,000	50,000
	Shares outstanding at the end of the year	50,000	50,000

(d)	SHARE OF THE COMPANY HELD BY :-	No of Shares	No of Shares
	Jindal Stainless (Hisar) Limited-Its Holding Company*	49,970	49,970

*including 40 shares (previous year 40 shares) held by persons as nominees of Jindal Stainless (Hisar) Limited

(e) SHARES IN THE COMPANY HELD BY EACH SHAREHOLDER HOLDING MORE THAN 5% SHARES ARE AS UNDER:

Name of the Shareholder	As at 31st March 2020		As at 31st March 2019	
	No. of Shares Held	% of Holding	No. of Shares Held	% of Holding
Jindal Stainless (Hisar) Limited	49,970	99.94%	49,970	99.94%

(f) Aggregate number of bonus shares issued, share issued for consideration other than cash and shares bought back during the period of five years immediately preceding the reporting date: NIL

(g) Terms/Rights attached to Equity Shares

The Company has only one class of equity shares having a par value of Rs.10/- per equity share. Each equity shareholder is entitled to one vote per share.

N.C. Aggarwal & Co. ★ New Delhi ★ Chartered Accountants

JSL Media Ltd.
Balance Sheet as at 31st March 2020

11. Non Current borrowings

(Amount in Rs.)

Particulars	For the Qtr ended 31st Mar 2020	As at 31st March, 2019
SECURED LOANS		
Loan from holding company	12,100,000	12,100,000
Total Non Current borrowings	**12,100,000**	**12,100,000**

12. Non Current Provisions

(Amount in Rs.)

Particulars	For the Qtr ended 31st Mar 2020	As at 31st March, 2019
Employee Benefits		
Gratuity	-	117,337
Leave encashment	-	179,412
Total Provisions	**-**	**296,749**

13. Trade payables

(Amount in Rs.)

Particulars	For the Qtr ended 31st Mar 2020	As at 31st March, 2019
Due to Micro enterprises and small enterprises*	-	-
Due to other than of Micro enterprises and small enterprises	323,853,593	323,853,593
Total Trade Payables	**323,853,593**	**323,853,593**

14. Other financial liabilities

(Amount in Rs.)

Particulars	For the Qtr ended 31st Mar 2020	As at 31st March, 2019
Interest accrued and due	-	-
Dues to employees	-	228,350
Other liabilities	534,343	10,628,158
Others #	345,000	225,000
Total Other financial liabilities	**879,343**	**11,081,508**

#Includes provision for expenses

15. Other current liabilities

(Amount in Rs.)

Particulars	For the Qtr ended 31st Mar 2020	As at 31st March, 2019
Advance from customers and others	34,303,830	34,403,830
Statutory dues	10,036	69,490
Dues to employees	-	-
Other liabilities	-	-
Total other current liabilities	**34,313,866**	**34,473,320**

16. Current provisions

(Amount in Rs.)

Particulars	For the Qtr ended 31st Mar 2020	As at 31st March, 2019
Provision for Retirement Benefits		
Gratuity	-	295
Leave Encashment	-	12,546
Others	-	-
Total provisions	**-**	**12,841**

N.C. Aggarwal & Co. * New Delhi * Chartered Accountants

JSL Media Ltd.
Notes to Financial Statements for the period ended 31st March 2020

17. Other Income

(Amount in Rs.)

Particulars	For the year ended 31st Mar 2020	For the year ended 31 March, 2019
Liability no longer required written back	11,352,381	3,743,911
Interest Income	23,047	38,735
Total Other Income	**11,375,428**	**3,782,646**

18. Employee benefit expenses

(Amount in Rs.)

Particulars	For the year ended 31st Mar 2020	For the year ended 31 March, 2019
Salary and Wages	621,644	2,394,692
Contribution to provident and other funds	14,574	88,624
Staff Welfare	2,500	108,784
	-	
Total Employee benefit expenses	**638,718**	**2,592,100**

19. Depreciation and amortisation expenses

(Amount in Rs.)

Particulars	For the year ended 31st Mar 2020	For the year ended 31 March, 2019
Depreciation	4,854	10,490
Amortisation	10,320	10,320
Total Depreciation and amortisation expenses	**15,174**	**20,810**

20. Other expenses

(Amount in Rs.)

Particulars	For the year ended 31st Mar 2020	For the year ended 31 March, 2019
Legal and Professional	75,886	83,850
Auditor's Remuneration	75,000	75,000
Rent	28,466	
Bad Debts	-	1,983,911
Miscellaneous	475,759	49,530
	-	
Total Other expenses	**655,111**	**2,192,291**

N.C. Aggarwal & Co. * New Delhi * Chartered Accountants

JSL Media Limited
Significant Accounting Policies and Notes to Financial Statements
Note no-20

1. **Corporate and General Information**

JSL Media Limited (JML) or ("the Company") is domiciled and incorporated in India. The Company is engaged in advertising business.

2. **Basis of preparation**

The financial statements have been prepared complying in all material respects with the Indian Accounting Standards (IndAS) notified under Section 133 of the Companies Act 2013, read together with paragraph 7 of the Companies (Accounts) Rule 2015. The financial statements comply with IND AS notified by Ministry of Company Affairs ("MCA"). The Company has consistently applied the accounting policies used in the preparation for all periods presented.

The significant accounting policies used in preparing the financial statements are set out in Note no.3 of the Notes to Financial Statements.

The preparation of the financial statements requires management to make estimates and assumptions. Actual results could vary from these estimates. The estimates and underlying assumptions are reviewed on an on-going basis. Revisions to accounting estimates are recognised in the period in which the estimates are revised if the revision effects only that period or in the period of the revision and future periods if the revision affects both current and future years (refer Note no.4 on Significant accounting estimates, assumptions and judgements).

3.0 Significant Accounting Policies

3.1 Basis of Measurement

The financial statements have been prepared on accrual basis and under the historical cost convention except following which have been measured at fair value:

- Certain financial assets and liabilities except borrowings carried at amortised cost,
- defined benefit plans – plan assets measured at fair value,

3.2 Property, Plant and Equipment

a) For transition to IND AS, the Company has elected to continue with the carrying value of previous GAAP for all its tangible assets as of 1st April, 2015 (transition date) and use that carrying value as its deemed cost on transition date.

b) Depreciation on fixed assets has been provided as per guidance set out in Schedule II of the Act on straight line method using the under mentioned indicative lives.

Category of Assets	Years
-Furniture and Fixtures	10
-Computer equipment	3
-Office furniture and equipment	5
-Vehicle	10

The gain or loss arising on the disposal or retirement of an item of property, plant and equipment is determined as the difference between the sales proceeds and the carrying amount of the asset and is recognised in the Statement of Profit and Loss on the date of disposal or retirement.

3.3 Intangible Assets

Identifiable intangible assets are recognised :

a) when the Company controls the asset,
b) it is probable that future economic benefits attributed to the asset will flow to the Company and
c) the cost of the asset can be reliably measured.

N.C. Aggarwal & Co. * New Delhi * Chartered Accountants

Computer software's are capitalised at the amounts paid to acquire the respective license for use and are amortised over the period of license, generally not exceeding five years on straight line basis. The assets' useful lives are reviewed at each financial year end.

3.4 Impairment of non-current assets

An asset is considered as impaired when at the date of Balance Sheet there are indications of impairment and the carrying amount of the asset, or where applicable the cash generating unit to which the asset belongs exceeds its recoverable amount (i.e. the higher of the net asset selling price and value in use).The carrying amount is reduced to the recoverable amount and the reduction is recognized as an impairment loss in the Statement of Profit and Loss. The impairment loss recognized in the prior accounting period is reversed if there has been a change in the estimate of recoverable amount. Post impairment, depreciation is provided on the revised carrying value of the impaired asset over its remaining useful life.

3.5 Cash and cash equivalents

Cash and cash equivalents includes Cash on hand and at bank, deposits held at call with banks, other short-term highly liquid investments with original maturities of three months or less that are readily convertible to a known amount of cash and are subject to an insignificant risk of changes in value and are held for the purpose of meeting short-term cash commitments.

For the purpose of the Statement of Cash Flows, cash and cash equivalents consists of cash and short term deposits, as defined above, net of outstanding bank overdraft as they are considered an integral part of the Company's cash management.

3.6 Employee benefits

a) Short term employee benefits are recognized as an expense in the Statement of Profit and Loss of the year in which the related services are rendered.

b) Leave encashment being a short term benefit is accounted for using the Projected Unit Credit Method, on the basis of actuarial valuations carried out by third party actuaries at each Balance Sheet date. Actuarial gains and losses arising from experience adjustments and changes in actuarial assumptions are charged or credited to profit and loss in the period in which they arise.

c) Contribution to Provident Fund, a defined contribution plan, is made in accordance with the statute, and is recognised as an expense in the year in which employees have rendered services.

d) The cost of providing gratuity, a defined benefit plans, is determined using the Projected Unit Credit Method, on the basis of actuarial valuations carried out by third party actuaries at each Balance Sheet date. Actuarial gains and losses arising from experience adjustments and changes in actuarial assumptions are charged or credited to Other Comprehensive Income in the period in which they arise. Other costs are accounted in statement of profit and loss.

3.7 Financial instruments – initial recognition, subsequent measurement and impairment

A financial instrument is any contract that gives rise to a financial asset of one entity and a financial liability or equity instrument of another entity. Financial assets and liabilities are initially measured at fair value. Transaction cost that are directly attributable to the acquisition or issue of financial assets or financial liabilities (Other than financial assets and financial liabilities at fair value through profit and loss account) are added to or deducted from fair value measured initial recognition of financial asset or financial liability.

Financial Assets and liabilities are measured at amortised cost or fair value through Other Comprehensive Income or fair value through Profit or Loss, depending on its business model for managing those financial assets and liabilities and the assets and liabilities contractual cash flow characteristics.

Financial Assets at amortised cost

Financial assets are subsequently measured at amortised cost if these financial assets are held within a business whose objective is to hold these assets to collect contractual cash flows and the contractual terms of the financial assets give rise on specified dates to cash flows that are solely payments of principal and interest amount outstanding.



JSL Media Limited
Significant Accounting Policies and Notes to Financial Statements
Note no-20

Financial Assets at fair value through other comprehensive income

Financial assets are measured at fair value through other comprehensive income if these financial assets are held within a business whose objective is achieved by both collecting contractual cash flows on specified dates that are solely payments of principal and interest on the principal amount outstanding and selling financial assets.

Financial assets at fair value through profit or loss

Financial assets are measured at fair value through profit or loss unless it is measured at amortised cost or at fair value through other comprehensive income on initial recognition. The transaction cost directly attributable to the acquisition of financial assets and liability at fair value thorough profit or loss are immediately recognised in profit or loss.

Financial Liabilities

Financial liabilities including interest bearing loans and borrowings and trade payables are subsequently measured at amortised cost using the effective interest rate method (EIR) except those designated in an effective hedging relationship.

Amortised cost is calculated by taking into account any discount or premium on acquisition and fee or costs that are an integral part of the EIR. The EIR amortisation is included in finance costs in the Statement of Profit and Loss.

3.8 Borrowing costs

Borrowing costs specifically relating to the acquisition or construction of qualifying assets that necessarily takes a substantial period of time to get ready for its intended use are capitalized (net of income on temporarily deployment of funds) as part of the cost of such assets .Borrowing costs consist of interest and other costs that the Company incurs in connection with the borrowing of funds.

For general borrowing used for the purpose of obtaining a qualifying asset, the amount of borrowing costs eligible for capitalization is determined by applying a capitalization rate to the expenditures on that asset. The capitalization rate is the weighted average of the borrowing costs applicable to the borrowings of the Company that are outstanding during the period, other than borrowings made specifically for the purpose of obtaining a qualifying asset. The amount of borrowing costs capitalized during a period does not exceed the amount of borrowing cost incurred during that period.

All other borrowing costs are expensed in the period in which they occur.

3.9 Taxation

Income tax expense represents the sum of current and deferred tax (including MAT). Tax is recognised in the Statement of Profit and Loss, except to the extent that it relates to items recognised directly in equity or other comprehensive income, in such cases the tax is also recognised directly in equity or in other comprehensive income. Any subsequent change in direct tax on items initially recognised in equity or other comprehensive income is also recognised in equity or other comprehensive income, such change could be for change in tax rate.

Current tax provision is computed for Income calculated after considering allowances and exemptions under the provisions of the applicable Income Tax Laws. Current tax assets and current tax liabilities are off set, and presented as net.

Deferred tax is recognised on differences between the carrying amounts of assets and liabilities in the Balance sheet and the corresponding tax bases used in the computation of taxable profit and are accounted for using the liability method. Deferred tax liabilities are generally recognised for all taxable temporary differences, and deferred tax assets are generally recognised for all deductible temporary differences, carry forward tax losses and allowances to the extent that it is probable that future taxable profits will be available against which those deductible temporary differences, carry forward tax losses and allowances can be utilised. Deferred tax assets and liabilities are measured at the applicable tax rates. Deferred tax assets and deferred tax liabilities are off set, and presented as net.

N.C. Aggarwal & Co. * New Delhi * Chartered Accountants

JSL Media Limited
Significant Accounting Policies and Notes to Financial Statements
Note no-20

The carrying amount of deferred tax assets is reviewed at each balance sheet date and reduced to the extent that it is no longer probable that sufficient taxable profits will be available against which the temporary differences can be utilised.

Minimum Alternative Tax (MAT) is applicable to the Company. Credit of MAT is recognised as an asset only when and to the extent there is convincing evidence that the Company will pay normal income tax during the specified period, i e , the period for which MAT credit is allowed to be carried forward. In the year in which the MAT credit becomes eligible to be recognised as an asset, the said asset is created by way of a credit to the profit and lossaccount and shown as MAT credit entitlement. The Company reviews the same at each balance sheet date and writes down the carrying amount of MAT credit entitlement to the extent there is no longer convincing evidence to the effect that the Company will pay normal income tax during the specified period.

3.10 Revenue recognition and Other income

Sale of Services
The Advertisement Revenue is net of Goods & Service Tax.

Revenue in respect of Advertisement services is recognized in the Statement of Profit and Loss based on the Service provided and/or invoiced as per the terms of Specific Contracts.

Interest
Interest income is recognised on a time proportion basis taking into account the amount outstanding and the rate applicable.

3.11 Earnings per share

Basic earnings per share are calculated by dividing the net profit or loss for the year attributable to equity shareholders (after deducting preference dividends and attributable taxes) by the weighted average number of equity shares outstanding during the year. Partly paid equity shares are treated as a fraction of an equity share to the extent that they were entitled to participate in dividends relative to a fully paid equity share during the reporting year.

For the purpose of calculating diluted earnings per share, the net profit or loss for the year attributable to equity shareholders and the weighted average number of shares outstanding during the year are adjusted for the effects of all dilutive potential equity shares, if any.

3.12 Provisions and contingencies

Provisions

Provisions are recognised when the Company has a present obligation (legal or constructive) as a result of a past event, it is probable that an outflow of resources embodying economic benefits will be required to settle the obligation and a reliable estimate can be made of the amount of the obligation. If the effect of the time value of money is material, provisions are discounted using equivalent period government securities interest rate. Unwinding of the discount is recognised in the Statement of Profit and Loss as a finance cost. Provisions are reviewed at each balance sheet date and are adjusted to reflect the current best estimate.

Contingencies

Contingent liabilities are disclosed when there is a possible obligation arising from past events, the existence of which will be confirmed only by the occurrence or non-occurrence of one or more uncertain future events not wholly within the control of the Company or a present obligation that arises from past events where it is either not probable that an outflow of resources will be required to settle or a reliable estimate of the amount cannot be made. Information on contingent liability is disclosed in the Notes to the Financial Statements. Contingent assets are not recognised. However, when the realisation of income is virtually certain, then the related asset is no longer a contingent asset, but it is recognised as an asset.



JSL Media Limited
Significant Accounting Policies and Notes to Financial Statements
Note no-20

3.13 Current /non-current classification

The Company presents assets and liabilities in statement of financial position based on current/non-current classification.

The Company has presented non-current assets and current assets before equity, non-current liabilities and current liabilities in accordance with Schedule III, Division II of Companies Act, 2013 notified by MCA.

An asset is classified as current when it is:

a) Expected to be realised or intended to be sold or consumed in normal operating cycle,
b) Held primarily for the purpose of trading,
c) Expected to be realised within twelve months after the reporting period, or
d) Cash or cash equivalent unless restricted from being exchanged or used to settle a liability for at least twelve months after the reporting period.

All other assets are classified as non-current.

A liability is classified as current when:
a) It is expected to be settled in normal operating cycle,
b) It is held primarily for the purpose of trading,
c) It is due to be settled within twelve months after the reporting period, or
d) There is no unconditional right to defer the settlement of the liability for at least twelve months after the reporting period.

All other liabilities are classified as non-current.

The operating cycle is the time between the acquisition of assets for processing and their realisation in cash or cash equivalents.

Deferred tax assets and liabilities are classified as non-current assets and liabilities.

3.14 Recent accounting pronouncements

Standards issued but not yet effective

Ind AS 116 was notified by Ministry of Corporate Affairs on March 30, 2019 and it is applicable for annual reporting periods beginning on or after April 1, 2019.

Ind AS 116 will affect primarily the accounting by lessees and will result in the recognition of almost all leases on balance sheet. The standard removes the current distinction between operating and finance leases and requires recognition of an asset (the right-of-use the leased term) and a financial liability to pay rentals for virtually all leases contracts. An optional exemption exists for short-term and low-value assets. The company has no opearting lease , does not affect the profitability.

4. Critical accounting estimates, assumptions and judgements

In the process of applying the Company's accounting policies, management has made the following estimates,assumptions and judgements, which have significant effect on the amounts recognised in the financial statement:

(a) Property, plant and equipment
The Company has taken the carrying value of Previous GAAP as deemed cost under IND AS and the assets are not fair valued under IND AS.

(b) Income taxes
Management judgment is required for the calculation of provision for income taxes and deferred tax assets and liabilities. The Company reviews at each balance sheet date the carrying amount of deferred tax assets. The factors used in estimates may differ from actual outcome which could lead to significant adjustment to the amounts reported in the financial statements.



(c) Contingencies
Management judgement is required for estimating the possible outflow of resources, if any, in respect of contingencies/claim/litigations against the Company as it is not possible to predict the outcome of pending matters with accuracy.

(d) Fair value of financial assets and liabilities
When the fair value of financial assets and financial liabilities recorded in the balance sheet cannot be measured based on quoted prices in active markets, their fair value is measured using valuation techniques including the Discounted Cash Flow (DCF) model. The inputs to these models are taken from observable markets where possible, but where this is not feasible, a degree of judgement is required in establishing fair value. Judgements include consideration of input such as liquidity risk, credit risk and volatility. Changes in assumptions about these factors could affect the reported fair value of financial instruments.

(e) Defined benefit plan
The cost of the defined benefit plan and other post-employment benefits and the present value of such obligation are determined using actuarial valuations. An actuarial valuation involves making various assumptions that may differ from actual developments in future. These include the determination of the discount rate, future salary increases, mortality rates and attrition rate. Due to the complexities involved in the valuation and its long-term nature, a defined benefit obligation is highly sensitive to changes in these assumptions. All assumptions are reviewed at each reporting date.

5. Financial risk management

Financial risk factors

The Company's principal financial liabilities, comprise borrowings, trade and other payables. The main purpose of these financial liabilities is to manage finances for the Company's operations. The Company has short term current investments only. The Company's activities expose it to a variety of financial risks:

i) Credit risk
Credit risk is the risk that a counter party will not meet its obligations under a financial instrument or customer contract, leading to a financial loss.

ii) Liquidity risk
Liquidity risk is the risk that the Company may not be able to meet its present and future cash and collateral obligations without incurring unacceptable losses.

The Company's overall risk management programme focuses on the unpredictability of financial markets and seeks to minimise potential adverse effects on the Company's financial performance.

Credit risk

The Company is exposed to credit risk from its operating activities (primarily trade receivables) and from its financing activities, including deposits with banks and financial institutions and other financial instruments.

- Trade Receivables

The Company extends credit to customers in normal course of business. The Company considers factors such as credit track record in the market and past dealings for extension of credit to customers.

The ageing of trade receivable is as below:

N.C. Aggarwal & Co. * New Delhi * Chartered Accountants

JSL Media Limited
Significant Accounting Policies and Notes to Financial Statements
Note no-20

Particulars	Neither due no Impaired	Past due			Total
		Up to 6 Month	6 to 12 month	above 12 month	
As at March 31, 2020					
Trade receivable					
Unsecured	-	-	-	-	-
Gross Total	-	-	-	-	-
Provision for doubtfull	-	-	-	-	-
Net Total	-	-	-	-	-
As at March 31, 2019					
Trade receivable					
Unsecured	-	-	-	15,00,000	15,00,000
Gross Total			-	**15,00,000**	**15,00,000**
Provision for doubtfull	-	-	-	**(15,00,000)**	**(15,00,000)**
Net Total	-	-	-	-	-

Liquidity risk

The Company's objective is to maintain optimum levels of liquidity to meet its cash and collateral requirements.. In case of temporary short fall in liquidity to repay the bank borrowing/operational short fall , the company uses mix of capital infusion and borrowing from its holding company. However, the company envisage that such short fall is temporary and the company would generate sufficient cash flows as per approved projections.

The table below provides undiscounted cash flows towards non-derivative financial liabilities into relevant maturity based on the remaining period at the balance sheet to the contractual maturity date.

Amount in Rs.

Particulars	Carrying Amount	Ageing as on 31st March 2020			Total
		< 6 Month	6-12 Month	> 12 month	
Interest bearing borrowings	1,21,00,000	-	-	1,21,00,000	1,21,00,000
Trade payable	32,38,53,593	-	-	32,38,53,593	32,38,53,593
Other liabilties	8,79,343	-	-	8,79,343	8,79,343
Total	**33,68,32,936**	-	-	**33,68,32,936**	**33,68,32,936**

Particulars	Carrying Amount	Ageing as on 31st March 2019			Total
		< 6 Month	6-12 Month	> 12 month	
Interest bearing borrowings	1,21,00,000	-	-	1,21,00,000	1,21,00,000
Trade payable	32,38,53,593	-	-	32,38,53,593	32,38,53,593
Other liabilties	1,10,81,508	-	-	1,10,81,508	1,10,81,508
Total	**34,70,35,101**	-	-	**34,70,35,101**	**34,70,35,101**

Interest rate & currency of borrowings

The below table demonstrate the borrowing of fixed and floating rate of interest

(Amount in Rs.)

Particulars	Total Borrowings	Floating rate borrowings	Fixed rate borrowings	Weighted average rate (%)
INR	1,21,00,000		1,21,00,000	
Total as at March 31, 2020	**1,21,00,000**	-	**1,21,00,000**	-
INR	1,21,00,000		1,21,00,000	
Total as at March 31, 2019	**1,21,00,000**	-	**1,21,00,000**	-

N.C. Aggarwal & Co. New Delhi Chartered Accountants

JSL Media Limited
Significant Accounting Policies and Notes to Financial Statements
Note no-20

6. Fair value of financial assets and liabilities

Set out below is a comparison by class of the carrying amounts and fair value of the Company's financial instruments that are recognised in the financial statements.

(Amount in Rs.)

Particulars	As at March 31, 2020		As at March 31, 2019	
	Carrying Amount	Fair Value	Carrying Amount	Fair Value
Financial assets designaed at amoritised cost				
Cash and Bank balances	14,62,124	14,62,124	1,36,577	1,36,577
Trade and other receivables	-	-	15,00,000	15,00,000
Other Financial assets	4,07,639	4,07,639	4,07,639	4,07,639
Total	**18,69,763**	**18,69,763**	**20,44,216**	**20,44,216**
Financial liabilties designated at amortised cost				
Borrowings-fixed rate	1,21,00,000	1,21,00,000	1,21,00,000	1,21,00,000
Borrowings-floating rate	-	-	-	-
Trade & other payables	32,38,53,593	32,38,53,593	32,38,53,593	32,38,53,593
Other financial liabilties	8,79,343	8,79,343	1,10,81,508	1,10,81,508
Total	**33,68,32,936**	**33,68,32,936**	**34,70,35,101**	**34,70,35,101**

Fair Value hierarchy

The Company measures financial instruments at fair value in accordance with the accounting policies mentioned above. Fair value is the price that would be received to sell an asset or paid to transfer a liability in an orderly transaction between market participants at the measurement date. The fair value measurement is based on the presumption that the transaction to sell the asset or transfer the liability takes place either:

Fair values are categorised into different levels in a fair value hierarchy based on the inputs used in the valuation techniques as follows:

- Level 1: Quoted prices/NAV for identical instruments in an active market;
- Level 2: Directly or indirectly observable market inputs, other than Level 1 inputs; and
- Level 3: Inputs which are not based on observable market data.

For assets and liabilities which are measured at fair value as at Balance Sheet date, the classification of fair

When measuring the fair value of an asset or a liability, the Company uses observable market data as far as possible. If the inputs used to measure the fair value of an asset or a liability fall into different levels of the fair value hierarchy, then the fair value measurement is categorised in its entirety in the same level of the fair value hierarchy as the lowest level input that is significant to the entire measurement. The Company recognises transfers between levels of the fair value hierarchy at the end of the reporting period during which the change has occurred.

Fair value hierarchy

The following table provides the fair value measurement hierarchy of Company's asset and liabilities, grouped into Level 1 to Level 2 as described below:



JSL Media Limited
Significant Accounting Policies and Notes to Financial Statements
Note no-20

Assets / Liabilities for which fair value is disclosed

(Amount in Rs.)

Particulars	As at March 31, 2020		
	Level 1	Level 2	Level 3
Financial liabilties			
Borrowings-Fixed rate		1,21,00,000	
Other financial liabilties		8,79,343	
Particulars	**As at March 31, 2019**		
	Level 1	**Level 2**	**Level 3**
Financial liabilties			
Borrowings-Fixed rate		1,21,00,000	
Other financial liabilties		1,10,81,508	

During the year ended March 31, 2020 and March 31, 2019, there were no transfers between Level 1 and Level 2 fair value measurements, and no transfer into and out of Level 3 fair value measurements.

Following table describes the valuation techniques used and key inputs to valuation for level 2
March 31, 2020 and March 31, 2019, respectively:

a) **Assets / Liabilities for which fair value is disclosed**

Particulars	Fair value hierarchy	Valuation technique	Inputs used
Financial liabilities			
Other borrowings- fixed rate	Level 2	Discounted Cash Flow	Prevailing interest rates in market, Future payouts
Other financial liabilities	Level 2	Discounted Cash Flow	Prevailing interest rates to discount future cash flows

7. Segment information

Information about primary segment

The Company operates in a Single Primary Segment (Business Segment) i.e. advertisement

Information about Geographical Segment – Secondary

The Company's operations are located in India. The Management has not identified any geographical segment.

9. Retirement benefit obligations

1. Expense recognised for Defined Contribution plan:-

(Amount in Rs.)

Particulars	Year ended March 31,2020	Year ended March 31,2019
Company's contribution to provident fund	14,574	88,624
Company's contribution to ESI	-	-
Company's contribution to superannuation fund	-	-
Total	**14,574**	**88,624**

Below tables sets forth the changes in the projected benefit obligation and plan assets and amounts recognized in the Balance Sheet as of March 31, 2020 and March 31, 2019, being the respective measurement dates:

N.C. Aggarwal & Co. * New Delhi * Chartered Accountants

JSL Media Limited
Significant Accounting Policies and Notes to Financial Statements
Note no-20

2. Movement in obligation

(Amount in Rs.)

Particulars	Gratuity	Leave encashment
Present value of obligation- April 1 2018	**80,267**	**1,42,748**
Current Service cost	26,141	42,658
Benefits paid	6,221	11,063
Remeasurements- acturial loss/(gain)	5,003	(4,511)
Present value of obligation- March 31, 2019	**1,17,632**	**1,91,958**
Present value of obligation- April 1 2019	**1,17,632**	**1,91,958**
Current Service cost		
Benefits paid	(1,17,632)	(1,91,958)
Remeasurements- acturial loss/(gain)		
Present value of obligation- March 31, 2020	-	-

3. Movement in Plan Assets – Gratuity

Particulars	Year ended Marh 31, 2020	Year ended Marh 31, 2019
Fair value of plan assets at beginning of the year	-	-
Expeted return on plan assets	-	-
Employer contribution	-	-
Benefit paid	-	-
Acturial gain/(loss)	-	-
Fair value of plan assets at end of the year	-	-
present value of obligation	-	1,17,632.00
net funded status of plan	-	(1,17,632.00)
Actual return on plan assets	-	-

The components of the gratuity & leave encashment cost are as follows:

4. Recognised in profit and loss

(Amount in Rs.)

Particulars	Gratuity	Leave encashment
Current service cost	26,141	42,658
Interest cost	6,221	11,063
Expected return on plan assets	-	-
Remeasurement-Acturial loss/(gain)	5,003	(4,511)
For the year ended March 31, 2019	**37,365**	**49,210**
Current service cost	-	-
Interest cost	-	-
Expected return on plan assets	-	-
Remeasurement-Acturial loss/(gain)	-	-
For the year ended March 31, 2020	-	-

N.C. Aggarwal & Co. * New Delhi * Chartered Accountants

JSL Media Limited
Significant Accounting Policies and Notes to Financial Statements
Note no-20

5. Recognised in other comprehensive income

(Amount in Rs.)

Particulars	Amount
Remeasurement-Acturial loss/(gain)	452
For the year ended March 31, 2019	452
Remeasurement-Acturial loss/(gain)	-
For the year ended March 31, 2020	-

6. The principal actuarial assumptions used for estimating the Company's defined benefit obligations are set out below:

Wighted average acturial assumptions	As at March 31, 2020	As at March 31, 2019
Attrition rate	-	-
Discount rate	-	7.50% p.a
Expected rate of increase in salary	-	5.00% p.a
Expected rate of return on Plan Assets	-	
Mortality rate	-	IALM 2006-08
	-	ULTIMATE
Expected Average remaining working lives of employees (years)	-	10.00

Estimate of expected benefit payments (In absolute terms i.e. undiscounted)

(Amount in Rs.)

Particulars	Gratuity	Leave encashment
For the year ended March 31, 2019		
Plan Liabilties- (Loss)/gain	(3,731)	8,847
Plan Assets- (Loss)/gain	-	-
For the year ended March 31, 2020		
Plan Liabilties- (Loss)/gain	-	-
Plan Assets- (Loss)/gain	-	-

7. Statement of Employee benefit provision

Particulars	Year ended March 31, 2020	Year ended March 31, 2019
Gratuity	-	1,17,632
Leave encashment	-	1,91,958
	-	**3,09,590**

The following table sets out the funded status of the plan and the amounts recognised in the Company's balance sheet.

N.C. Aggarwal & Co. * New Delhi * Chartered Accountants *

JSL Media Limited
Significant Accounting Policies and Notes to Financial Statements
Note no-20

8. Current and non-current provision for Gratuity and leave encashment

(Amount in Rs.)

For the year ended March 31, 2019	Gratuity	Leave encashment
Particulars		
Current provision	295	12,546
Non current provision	1,17,337	1,79,412
Total Provision	**1,17,632**	**1,91,958**
For the year ended March 31, 2020		
Particulars		
Current provision	-	-
Non current provision	-	-
Total Provision	-	-

9. Employee benefit expenses

(Amount in Rs.)

Particulars	Year ended March 31, 2020	Year ended March 31, 2019
Salaries and Wages	6,21,644	23,94,692
Cost-defined contribution plan	14,574	88,624
Welfare expenses	2,500	1,08,784
Total	**6,38,718**	**25,92,100**

Particulars	Year ended March 31, 2020	Year ended March 31, 2019
Average no. of people employed	1	1

OCI presentation of defined benefit plan

-Gratuity is in the nature of defined benefit plan, Re-measurement gains/(losses) on defined benefit plans is shown under OCI as Items that will not be reclassified to profit or loss and also the income tax effect on the same.

-Leave encashment cost is in the nature of short term employee benefits.

Presentation in Statement of Profit & Loss and Balance Sheet

Expense for service cost, net interest on net defined benefit liability (asset) is charged to Statement of Profit & Loss.

IND AS 19 do not require segregation of provision in current and non-current, however net defined liability (Assets) is shown as current and non-current provision in balance sheet as per IND AS 1.

Actuarial liability for short term benefits (leave encashment cost) is shown as current and non-current provision in balance sheet.

The Company assesses these assumptions with its projected long-term plans of growth and prevalent industry standards. The mortality rates used are as published by one of the leading life insurance companies in India.

10. Other disclosures

a) **Auditors Remuneration**

(Amount in Rs.)

Particulars	Year ended March 31, 2020	Year ended March 31, 2019
1. Statutory Auditors		
i. Audit fee	75,000	75,000
Total	**75,000**	**75,000**
2. Cost Auditors		
i. Audit fee	-	-
Total	-	-

N.C. Aggarwal & Co. New Delhi Chartered Accountants

JSL Media Limited
Significant Accounting Policies and Notes to Financial Statements
Note no-20

11. Related party transactions

In accordance with the requirements of IND AS 24, on related party disclosures, name of the related party, related party relationship, transactions and outstanding balances including commitments where control exits and with whom transactions have taken place during reported periods, are:

Related party name and relationship

a) Holding Company
Jindal Stainless (Hisar) Limited

b) Fellow Subsidiary Companies

a. JSL Lifestyle Limited
b. Green Delhi BQS Limited
c. JSL Logistics Limited
d. Jindal Stainless Steelway Limited

d) Key Management Personnel
Rajinder Kumar
Kuldeep Chandra Gandralia

Related Party Transactions

		2019-20			2018-2019		
S. No	Nature of Transactions	Holding Company	Fellow Subsidiary Company	Total	Holding Company	Fellow Subsidiary Company	Total
I	**Reimbursement of Expenses**	-	**11,46,803**	**11,46,803**	-	**26,42,140**	**26,42,140**
	JSL Lifestyle Limited	-	11,46,803	11,46,803	-	26,42,140	26,42,140

Related party Balances

(Amount in Rs.)

		2019-20			2018-19		
S. No	Nature of Transactions	Holding Company	Fellow Subsidiary Company	Total	Holding Company	Fellow Subsidiary Company	Total
I	**Loan Payable**	**1,21,00,000**	-	**1,21,00,000**	**1,21,00,000**	-	**1,21,00,000**
	Jindal Stainless (Hisar) Limited	1,21,00,000	-	1,21,00,000	1,21,00,000	-	1,21,00,000
II	**Interest Payable**	-	-	-	-	-	-
	Jindal Stainless (Hisar) Limited	-	-	-	-	-	-
III	**Amount Recoverable / Debtors**	-	-	-	-	-	-
	JSL Lifestyle Limited	-	-	-	-	-	-
IV	**Amount Payable**	**3,43,03,830**	-	**3,43,03,830**	**3,44,03,830**	-	**3,44,03,830**
	Jindal Stainless (Hisar) Limited	3,43,03,830	-	3,43,03,830	3,44,03,830	-	3,44,03,830
V	**Sundry Creditors**	-	**32,80,25,673**	**32,80,25,673**	-	**32,80,25,673**	**32,80,25,673**
	JSL Lifestyle Limited	-	-	-	-	1,02,05,578	1,02,05,578
	Green Delhi BQS Limited	-	32,38,53,593	32,38,53,593	-	32,38,53,593	32,38,53,593

N.C. Aggarwal & Co. * New Delhi * Chartered Accountants

JSL Media Limited
Significant Accounting Policies and Notes to Financial Statements
Note no-20

12. Earnings per share

The following is a reconciliation of the equity shares used in the computation of basic and diluted earnings per equity share:

(Number of shares)

Particulars	Year ended March 31, 2020	Year ended March 31, 2019
Issued equity shares	50,000	50,000
Weighted average shares outstanding-Basic and Diluted	50,000	50,000

Net profit /(loss) available to equity holders of the Company used in the basic and diluted earnings per share was determined as follows:

(Amount in Rs.)

Particulars	Year ended March 31, 2020	Year ended March 31, 2019
Profit and loss after tax- B	1,00,66,425	(10,23,047)
Basic earnings per share (B/A)	201.33	(20.46)
Diluted earnings per share (B/A)	201.33	(20.46)

The number of shares used in computing basic EPS is the weighted average number of shares outstanding during the year. The diluted EPS is calculated on the same basis as basic EPS, after adjusting for the effects of potential dilutive equity.

13. Previous year figures have been regrouped/ rearranged, wherever considered necessary to conform to current year's classification.

Impact of COVID 19

COVID-19 has impacted the normal business operations of the Company by way of interruption in production, supply chain disruption, unavailability of personnel, closure/lock down of production facilities etc. during the lock-down period which has been extended till May 31, 2020. However, production and supply of goods has commenced during the month of April 2020 on various dates at all the manufacturing locations of the Company after obtaining permissions from the appropriate government authorities. All necessary precautions relating to hygiene, sanitization, social distancing, care and protection of the employees would continue to be followed.

The Company has made detailed assessment of its liquidity position for the next year and the recoverability and carrying value of its assets comprising property, plant and equipment, Intangible assets & Investments . Based on current indicators of future economic conditions, the Company expects to recover the carrying amount of these assets. It has also assessed the probability of occurrence of forecasted transactions under the hedging relationships and continues to evaluate them as highly probable considering the orders In hand. The situation is changing rapidly giving rise to inherent uncertainty around the extent and timing of the potential future impact of the COVID-19 which may be different from that estimated as at the date of approval of these standalone financial results. The Company will continue to closely monitor any material changes arising of future economic conditions and impact on its business.

N.C. Aggarwal & Co. * New Delhi * Chartered Accountants

JSL Media Limited
Significant Accounting Policies and Notes to Financial Statements
Note no-20

14. Notes 1 to 13 are annexed and form integral part of Financial Statements.

For N.C. AGGARWAL & CO.

Chartered Accountants
Firm Registration No. 003273N

G.K. AGGARWAL
Partner
M.No.086622
Place: Hisar
Dated:30th May,2020

N.C. Aggarwal & Co. New Delhi Chartered Accountants

For and on behalf of the board of directors of
JSL Media Limited

NRENDER GARG
Director
DIN: 08486246

PAWAN KUMAR
Director
DIN: 08204253

N.C. AGGARWAL & CO.

CHARTERED ACCOUNTANTS

102, Harsha house, Karampura Commercial Complex
New Delhi-110 015.Ph.(O) 25920555-56(R) 25221561
E-Mail : nc.aggarwal@gmail.com, nc.a@rediffmail.com.

The Board of Directors,
JSL MEDIA LIMITED
28, Najafgarh Road
New Delhi-110015

We have audited the accompanying financial statements of **JSL MEDIA LIMITED** ("the Company") as at 30th September, 2020 which comprise of Balance Sheet, the Statement of Profit and Loss, the Statement of Changes in Equity and, the Cash Flow Statement for the six months ended, and notes to the financial statements, including a summary of significant accounting policies.

In our opinion, and to the best of our information and according to the explanations given to us, the accompanying financial statements give a true and fair view of the state of affairs of the Company as at 30th September, 2020, and of its results of operations and its cash flows for the half year ended in accordance with the financial reporting provisions.

Basis for Opinion

We conducted our audit in accordance with the Standards on Auditing (SAs) specified under section 143(10) of the Companies Act, 2013. Our responsibilities under those Standards are further described in the Auditor's Responsibilities for the Audit of the Financial Statements section of our report. We are independent of the Company in accordance with the Code of Ethics issued by the Institute of Chartered Accountants of India together with the ethical requirements that are relevant to our audit of the financial statements under the provisions of the Companies Act, 2013 and the Rules thereunder, and we have fulfilled our other ethical responsibilities in accordance with these requirements and the Code of Ethics. We believe that the audit evidence we have obtained is sufficient and appropriate to provide a basis for our opinion.

Other Matters

We draw attention to the fact that accompanying financial statements, are made specifically for the purpose of Composite Scheme of Arrangement of Amalgamation of JSL Media Limited with Jindal Stainless Limited, for six months ended 30th September, 2020 and as a result, the financial statements may not be suitable for another purpose. Our opinion is not modified in respect of this matter.

Management's Responsibility for the Financial Statements

The Company's Board of Directors is responsible for the matters stated in section 134(5) of the Act with respect to the preparation of these financial statements that give a true and fair view of the financial position, financial performance including other comprehensive income, cash flows and changes in equity of the Company in accordance with the Ind AS and other accounting principles generally accepted in India.



This responsibility also includes maintenance of adequate accounting records in accordance with the provisions of the Act for safeguarding the assets of the Company and for preventing and detecting frauds and other irregularities; selection and application of appropriate accounting policies; making judgments and estimates that are reasonable and prudent; and design, implementation and maintenance of adequate internal financial controls, that were operating effectively for ensuring the accuracy and completeness of the accounting records, relevant to the preparation and presentation of the financial statement that give a true and fair view and are free from material misstatement, whether due to fraud or error.
In preparing the financial statements, management is responsible for assessing the Company's ability to continue as a going concern, disclosing, as applicable, matters related to going concern and using the going concern basis of accounting unless management either intends to liquidate the Company or to cease operations, or has no realistic alternative but to do so.

Auditors' Responsibility

Our objectives are to obtain reasonable assurance about whether the financial statements as a whole are free from material misstatement, whether due to fraud or error, and to issue an auditor's report that includes our opinion. Reasonable assurance is a high level of assurance, but is not a guarantee that an audit conducted in accordance with SAs will always detect a material misstatement when it exists. Misstatements can arise from fraud or error and are considered material if, individually or in the aggregate, they could reasonably be expected to influence the economic decisions of users taken on the basis of these financial statements.

As part of an audit in accordance with SAs, we exercise professional judgment and maintain professional skepticism throughout the audit. We also:

- Identify and assess the risks of material misstatement of the financial statements, whether due to fraud or error, design and perform audit procedures responsive to those risks, and obtain audit evidence that is sufficient and appropriate to provide a basis for our opinion. The risk of not detecting a material misstatement resulting from fraud is higher than for one resulting from error, as fraud may involve collusion, forgery, intentional omissions, misrepresentations, or the override of internal control.

- Obtain an understanding of internal financial control relevant to the audit in order to design audit procedures that are appropriate in the circumstances. Under Section 143(3)(i) of the Act, we are also responsible for expressing our opinion on whether the Company has adequate internal financial controls system in place and the operating effectiveness of such controls.

- Evaluate the appropriateness of accounting policies used and the reasonableness of accounting estimates and related disclosures made by the management.



- Conclude on the appropriateness of management's use of the going concern basis of accounting and, based on the audit evidence obtained, whether a material uncertainty exists related to events or conditions that may cast significant doubt on the Company's ability to continue as a going concern. If we conclude that a material uncertainty exists, we are required to draw attention in our auditor's report to the related disclosures in the financial statements or, if such disclosures are inadequate, to modify our opinion. Our conclusions are based on the audit evidence obtained up to the date of our auditor's report. However, future events or conditions may cause the Company to cease to continue as a going concern.

- Evaluate the overall presentation, structure and content of the financial statements, including the disclosures, and whether the financial statements represent the underlying transactions and events in a manner that achieves fair presentation.

Materiality is the magnitude of misstatements in the financial statements that, individually or in aggregate, makes it probable that the economic decisions of a reasonably knowledgeable user of the financial statements may be influenced. We consider quantitative materiality and qualitative factors in (i) planning the scope of our audit work and in evaluating the results of our work; and (ii) to evaluate the effect of any identified misstatements in the financial statements

We communicate with those charged with governance regarding, among other matters, the planned scope and timing of the audit and significant audit findings, including any significant deficiencies in internal control that we identify during our audit.

We also provide those charged with governance with a statement that we have complied with relevant ethical requirements regarding independence, and to communicate with them all relationships and other matters that may reasonably be thought to bear on our independence, and where applicable, related safeguards.



From the matters communicated with those charged with governance, we determine those matters that were of most significance in the audit of the financial statements for the financial six months ended September 30, 2020 and are therefore the key audit matters. We describe these matters in our auditor's report unless law or regulation precludes public disclosure about the matter or when, in extremely rare circumstances, we determine that a matter should not be communicated in our report because the adverse consequences of doing so would reasonably be expected to outweigh the public interest benefits of such communication.

For N.C. Aggarwal & Co.
Chartered Accountants
Firm Registration No. 003273N

G. K. Aggarwal
Partner
M. No.086622
Date: 27th November, 2020
Place: New Delhi
UDIN NO: 20086622AAABRV6938

JSL MEDIA LIMITED
Balance Sheet as at 30th Sept, 2020

(Amount in Rs.)

Particulars	Note No	As at 30th Sep 2020	As at 31st March, 2020
ASSETS			
(1) Non-current Assets			
(a) Property, plant and equipment	1	58,919	61,347
(b) Other Intangible Asests	2	3,068	8,228
(c) Financial Assets			
(i) Loans	3	407,639	407,639
(ii) Investments	4	260,000	260,000
		729,626	**737,214**
(2) Current Assets			
(a) Financial Assets			
(i) Trade receivables	6	-	-
(ii) Cash and Cash Equivalents	7	1,462,124	1,462,124
(b) Other current assets	8	42,824,811	42,824,811
(c) Current tax assets (net)	9	1,478,292	1,478,292
		45,765,228	**45,765,227**
Total Assets		**46,494,854**	**46,502,441**
EQUITY AND LIABILITIES			
EQUITY			
(a) Equity Share Capital	10	500,000	500,000
(b) Other Equity		(325,238,349)	(325,144,361)
		(324,738,349)	**(324,644,361)**
LIABILITIES			
(1) Non-current Liabilities			
(a) Financial Liabilities			
(i) Borrowings	11	12,100,000	12,100,000
		12,100,000	**12,100,000**
(2) Current Liabilities			
(a) Financial Liabilities			
(i) Trade payables			
- Dues to Micro and small enterprises	12	-	-
- Dues to other Micro and small enterprises	12	323,853,593	323,853,593
(ii) Other Financial liabilities	13	957,868	879,343
(b) Other Current liabilities	14	34,321,741	34,313,866
		359,133,202	**359,046,802**
TOTAL EQUITY AND LIABILITIES		**46,494,854**	**46,502,441**
Significant Accounting Policies and Notes to the Financial Statemen	21		

In terms of our report of even date annexed hereto

For N.C. AGGARWAL & CO.
Chartered Accountants
Firm Regn No. 003273N

G.K. Aggarwal
Partner
M.No.086622

N.C. AGGARWAL & CO. NEW DELHI CHARTERED ACCOUNTANTS

For and on the behalf of board of directors of
JSL Media Limited

Dhirendra Bahadur Singh
Director
DIN:08721682

Manak Garg
Director
DIN:08145096

Place : New Delhi
Dated :27th November,2020

JSL MEDIA LIMITED

Statement of Profit and Loss for the period ended 30th Sep, 2020

(Amount in Rs.)

	Particulars	Note No.	For the period ended 30 Sep 2020	For the Year ended 31 March, 2020
I.	Revenue from operations			
II.	Other income	15	-	11,375,428
III.	**Total Income (I+II)**		-	**11,375,428**
IV.	**Expenses**			
	Employee benefits expense	16	-	638,718
	Depreciation and amortization expense (net)	17	7,588	15,174
	Other expenses	18	86,403	655,111
	Total expenses (IV)		**93,991**	**1,309,003**
V.	**Profit/(loss) before exceptional items andtax (III IV)**		**(93,991)**	**10,066,425**
VI.	Exceptional Items - Gain / (Loss)		-	-
VII.	**Profit/(loss) before tax (V-VI)**		**(93,991)**	**10,066,425**
VIII.	**Tax Expense**			
	(1) Current Tax		-	
	(2) Deferred Tax		-	-
	Total tax expense (VIII)		-	-
IX.	**Profit (Loss) for the year (VII-VIII)**		**(93,991)**	**10,066,425**
X	**Other Comprehensive Income**			
	Items that will not be reclassified to profit or loss in subsequent periods			
	(i) Re-measurement (losses)/gains on defined benefit plans		-	
	(ii) Income tax effect		-	-
XI	**Total comprehensive income of the year (VII + VIII)**		**(93,991)**	**10,066,425**
XII	**Earnings per share:**			
	Basic and Diluted Earnings per equity share (`):		(1.88)	201.33

Significant Accounting Policies and Notes to the Financial Statements

In terms of our report of even date annexed hereto

For N.C. AGGARWAL & CO.
Chartered Accountants
Firm Regn No. 003273N

G.K. Aggarwal
Partner
M.No.086622

N.C. AGGARWAL & CO. * NEW DELHI * CHARTERED ACCOUNTANTS

For and on the behalf of board of directors of
JSL Media Limited

Dhirendra Bahadur Singh
Director
DIN:08721682

Manak Garg
Director
DIN:08145096

Place : New Delhi
Dated : 27th November,2020

JSL MEDIA LIMITED
Cash flow Statement for the period ended 30 Sep 2020

(Amount in Rs.)

Particulars	For the period ended 30th Sep 2020		For the year ended March 31, 2020	
A. CASH INFLOW (OUTFLOW) FROM THE OPERATING ACTIVITIES				
NET PROFIT BEFORE TAX		(93,991)		10,066,425
Adjustments for:				
Depreciation	7,588		15,174	
Liability no longer required written back	-		-	
Interest Income	-		(23,047)	
Interest Expense	-	7,588	-	(7,873)
OPERATING PROFIT BEFORE WORKING CAPITAL CHANGES		(86,403)		10,058,552
Adjustments for:-				
Loans and advances and other assets	-		1,915,157	
Other financial liabilities	-		-	
Current liabilities and Others Payables	86,403	86,403	(10,671,209)	(8,756,051)
CASH GENERATED FROM OPERATIONS BEFORE TAX		-		1,302,501
Direct tax paid		-		-
NET CASH INFLOW / (OUT FLOW) FROM OPERATING ACTIVITIES		-		1,302,501
B. CASH INFLOW / (OUTFLOW) FROM INVESTMENT ACTIVITIES				
Purchase of Property,Plant and Equipment			-	
NET CASH INFLOW / (OUTFLOW) FROM INVESTING ACTIVITIES		-		-
C. CASH INFLOW/(OUTFLOW) FROM FINANCING ACTIVITIES				
Increase in Investment			-	
Interest Income	-		23,047	
NET CASH INFLOW / (OUTFLOW) USED IN FINANCING ACTIVITIES		-		23,047
NET CHANGES IN CASH & CASH EQUIVALENT		-		1,325,548
Opening Cash and cash equivalent		1,462,125		136,577
Closing Cash and cash equivalent		1,462,125		1,462,125

Note: Previous year's figures have been regrouped wherever considered necessary.

As per our report of even date attached

For N.C. AGGARWAL & CO.
Chartered Accountants
Firm Registration No. 003273N

G.K. AGGARWAL
Partner
M.No. 086622

Place : New Delhi
Dated : 27th November,2020

N.C. AGGARWAL & CO. NEW DELHI CHARTERED ACCOUNTANTS

For and on the behalf of board of directors of
JSL Media Limited

Dhirendra Bahadur Singh
Director
DIN:08721682

Manak Garg
Director
DIN:08145096

JSL Media Ltd.

Statement of changes in equity for the period ended Sept 30, 2020

A. Equity Share Capital

(Amount in Rs.)

Balance as at April 1, 2019	Changes in equity share capital during 2019-20	Balance as at March 31, 2020	Changes in equity share capital during 2020-21	Balance as at Sept 30, 2020
500,000	-	500,000	-	500,000

B. Other Equity

(Amount in Rs.)

Particulars	Reserve and Surplus	Items of OCI	Total
		Items that will not be reclassified to profit and loss	
	Retained Earnings	Re-measurement of the net defined benefit plans	
Balance as at 1 April 2019	(335,208,411)	(2,373)	(335,210,784)
Profit/(Loss) for the year 2019-20	10,066,425	-	10,066,425
Other comprehensive income	-	-	-
Balance as at 31 March 2020	**(325,141,987)**	**(2,373)**	**(325,144,361)**
Profit/(Loss) for the period	(93,991)	-	(93,991)
Other comprehensive income	-	-	-
Balance as at 30 Septmber 2020	**(325,235,978)**	**(2,373)**	**(325,238,349)**

In terms of our report of even date annexed hereto

For N.C. AGGARWAL & CO.
Chartered Accountants
Firm Regn No. 003273N

G.K. AGGARWAL
Partner
M.No.086622

N.C. AGGARWAL & CO. NEW DELHI CHARTERED ACCOUNTANTS

Place : New Delhi
Dated : 27th November,2020

For and on the behalf of board of directors of
JSL Media Limited

Dhirendra Bahadur Singh
Director
DIN:08721682

Manak Garg
Director
DIN:08145096

JSL Media Limited
Significant Accounting Policies and Notes to Financial Statements
Note no-20

1. Corporate and General Information

JSL Media Limited (JML) or ("the Company") is domiciled and incorporated in India. The Company is engaged in advertising business.

2. Basis of preparation

The financial statements have been prepared complying in all material respects with the Indian Accounting Standards (IndAS) notified under Section 133 of the Companies Act 2013, read together with paragraph 7 of the Companies (Accounts) Rule 2015. The financial statements comply with IND AS notified by Ministry of Company Affairs ("MCA"). The Company has consistently applied the accounting policies used in the preparation for all periods presented.

The significant accounting policies used in preparing the financial statements are set out in Note no.3 of the Notes to Financial Statements.

The preparation of the financial statements requires management to make estimates and assumptions. Actual results could vary from these estimates. The estimates and underlying assumptions are reviewed on an on-going basis. Revisions to accounting estimates are recognised in the period in which the estimates are revised if the revision effects only that period or in the period of the revision and future periods if the revision affects both current and future years (refer Note no.4 on Significant accounting estimates, assumptions and judgements).

3.0 Significant Accounting Policies

3.1 Basis of Measurement

The financial statements have been prepared on accrual basis and under the historical cost convention except following which have been measured at fair value:

- Certain financial assets and liabilities except borrowings carried at amortised cost,
- defined benefit plans – plan assets measured at fair value,

3.2 Property, Plant and Equipment

a) For transition to IND AS, the Company has elected to continue with the carrying value of previous GAAP for all its tangible assets as of 1st April, 2015 (transition date) and use that carrying value as its deemed cost on transition date.

b) Depreciation on fixed assets has been provided as per guidance set out in Schedule II of the Act on straight line method using the under mentioned indicative lives.

Category of Assets	Years
-Furniture and Fixtures	10
-Computer equipment	3
-Office furniture and equipment	5
-Vehicle	10

The gain or loss arising on the disposal or retirement of an item of property, plant and equipment is determined as the difference between the sales proceeds and the carrying amount of the asset and is recognised in the Statement of Profit and Loss on the date of disposal or retirement.

3.3 Intangible Assets

Identifiable intangible assets are recognised :

a) when the Company controls the asset,
b) it is probable that future economic benefitsattributed to the asset will flow to the Company and
c) the cost of the asset can be reliably measured.

N.C. AGGARWAL & CO. NEW DELHI CHARTERED ACCOUNTANTS

Computer software's are capitalised at the amounts paid to acquire the respective license for use and are amortised over the period of license, generally not exceeding five years on straight line basis. The assets' useful lives are reviewed at each financial year end.

3.4 Impairment of non-current assets

An asset is considered as impaired when at the date of Balance Sheet there are indications of impairment and the carrying amount of the asset, or where applicable the cash generating unit to which the asset belongs exceeds its recoverable amount (i.e. the higher of the net asset selling price and value in use). The carrying amount is reduced to the recoverable amount and the reduction is recognized as an impairment loss in the Statement of Profit and Loss. The impairment loss recognized in the prior accounting period is reversed if there has been a change in the estimate of recoverable amount. Post impairment, depreciation is provided on the revised carrying value of the impaired asset over its remaining useful life.

3.5 Cash and cash equivalents

Cash and cash equivalents includes Cash on hand and at bank, deposits held at call with banks, other short-term highly liquid investments with original maturities of three months or less that are readily convertible to a known amount of cash and are subject to an insignificant risk of changes in value and are held for the purpose of meeting short-term cash commitments.

For the purpose of the Statement of Cash Flows, cash and cash equivalents consists of cash and short term deposits, as defined above, net of outstanding bank overdraft as they are considered an integral part of the Company's cash management.

3.6 Employee benefits

a) Short term employee benefits are recognized as an expense in the Statement of Profit and Loss of the year in which the related services are rendered.

b) Leave encashment being a short term benefit is accounted for using the Projected Unit Credit Method, on the basis of actuarial valuations carried out by third party actuaries at each Balance Sheet date. Actuarial gains and losses arising from experience adjustments and changes in actuarial assumptions are charged or credited to profit and loss in the period in which they arise.

c) Contribution to Provident Fund, a defined contribution plan, is made in accordance with the statute, and is recognised as an expense in the year in which employees have rendered services.

d) The cost of providing gratuity, a defined benefit plans, is determined using the Projected Unit Credit Method, on the basis of actuarial valuations carried out by third party actuaries at each Balance Sheet date. Actuarial gains and losses arising from experience adjustments and changes in actuarial assumptions are charged or credited to Other Comprehensive Income in the period in which they arise. Other costs are accounted in statement of profit and loss.

3.7 Financial instruments – initial recognition, subsequent measurement and impairment

A financial instrument is any contract that gives rise to a financial asset of one entity and a financial liability or equity instrument of another entity. Financial assets and liabilities are initially measured at fair value. Transaction cost that are directly attributable to the acquisition or issue of financial assets or financial liabilities (Other than financial assets and financial liabilities at fair value through profit and loss account) are added to or deducted from fair value measured initial recognition of financial asset or financial liability.

Financial Assets and liabilities are measured at amortised cost or fair value through Other Comprehensive Income or fair value through Profit or Loss, depending on its business model for managing those financial assets and liabilities and the assets and liabilities contractual cash flow characteristics.

Financial Assets at amortised cost

Financial assets are subsequently measured at amortised cost if these financial assets are held within a business whose objective is to hold these assets to collect contractual cash flows and the contractual terms of the financial assets give rise on specified dates to cash flows that are solely payments of principal and interest amount outstanding.

N.C. AGGARWAL & CO. NEW DELHI CHARTERED ACCOUNTANTS

JSL Media Limited
Significant Accounting Policies and Notes to Financial Statements
Note no-20

Financial Assets at fair value through other comprehensive income

Financial assets are measured at fair value through other comprehensive income if these financial assets are held within a business whose objective is achieved by both collecting contractual cash flows on specified dates that are solely payments of principal and interest on the principal amount outstanding and selling financial assets.

Financial assets at fair value through profit or loss

Financial assets are measured at fair value through profit or loss unless it is measured at amortised cost or at fair value through other comprehensive income on initial recognition. The transaction cost directly attributable to the acquisition of financial assets and liability at fair value thorough profit or loss are immediately recognised in profit or loss.

Financial Liabilities

Financial liabilities including interest bearing loans and borrowings and trade payables are subsequently measured at amortised cost using the effective interest rate method (EIR) except those designated in an effective hedging relationship.

Amortised cost is calculated by taking into account any discount or premium on acquisition and fee or costs that are an integral part of the EIR. The EIR amortisation is included in finance costs in the Statement of Profit and Loss.

3.8 Borrowing costs

Borrowing costs specifically relating to the acquisition or construction of qualifying assets that necessarily takes a substantial period of time to get ready for its intended use are capitalized (net of income on temporarily deployment of funds) as part of the cost of such assets .Borrowing costs consist of interest and other costs that the Company incurs in connection with the borrowing of funds.

For general borrowing used for the purpose of obtaining a qualifying asset, the amount of borrowing costs eligible for capitalization is determined by applying a capitalization rate to the expenditures on that asset. The capitalization rate is the weighted average of the borrowing costs applicable to the borrowings of the Company that are outstanding during the period, other than borrowings made specifically for the purpose of obtaining a qualifying asset. The amount of borrowing costs capitalized during a period does not exceed the amount of borrowing cost incurred during that period.

All other borrowing costs are expensed in the period in which they occur.

3.9 Taxation

Income tax expense represents the sum of current and deferred tax (including MAT). Tax is recognised in the Statement of Profit and Loss, except to the extent that it relates to items recognised directly in equity or other comprehensive income, in such cases the tax is also recognised directly in equity or in other comprehensive income. Any subsequent change in direct tax on items initially recognised in equity or other comprehensive income is also recognised in equity or other comprehensive income, such change could be for change in tax rate.

Current tax provision is computed for Income calculated after considering allowances and exemptions under the provisions of the applicable Income Tax Laws. Current tax assets and current tax liabilities are off set, and presented as net.

Deferred tax is recognised on differences between the carrying amounts of assets and liabilities in the Balance sheet and the corresponding tax bases used in the computation of taxable profit and are accounted for using the liability method. Deferred tax liabilities are generally recognised for all taxable temporary differences, and deferred tax assets are generally recognised for all deductible temporary differences, carry forward tax losses and allowances to the extent that it is probable that future taxable profits will be available against which those deductible temporary differences, carry forward tax losses and allowances can be utilised. Deferred tax assets and liabilities are measured at the applicable tax rates. Deferred tax assets and deferred tax liabilities are off set, and presented as net.

N.C. AGGARWAL & CO. NEW DELHI CHARTERED ACCOUNTANTS

The carrying amount of deferred tax assets is reviewed at each balance sheet date and reduced to the extent that it is no longer probable that sufficient taxable profits will be available against which the temporary differences can be utilised.

Minimum Alternative Tax (MAT) is applicable to the Company. Credit of MAT is recognised as an asset only when and to the extent there is convincing evidence that the Company will pay normal income tax during the specified period, i.e., the period for which MAT credit is allowed to be carried forward. In the year in which the MAT credit becomes eligible to be recognised as an asset, the said asset is created by way of a credit to the profit and lossaccount and shown as MAT credit entitlement. The Company reviews the same at each balance sheet date and writes down the carrying amount of MAT credit entitlement to the extent there is no longer convincing evidence to the effect that the Company will pay normal income tax during the specified period.

3.10 Revenue recognition and Other income

Sale of Services
The Advertisement Revenue is net of Goods & Service Tax.

Revenue in respect of Advertisement services is recognized in the Statement of Profit and Loss based on the Service provided and/or invoiced as per the terms of Specific Contracts.

Interest
Interest income is recognised on a time proportion basis taking into account the amount outstanding and the rate applicable.

3.11 Earnings per share

Basic earnings per share are calculated by dividing the net profit or loss for the year attributable to equity shareholders (after deducting preference dividends and attributable taxes) by the weighted average number of equity shares outstanding during the year. Partly paid equity shares are treated as a fraction of an equity share to the extent that they were entitled to participate in dividends relative to a fully paid equity share during the reporting year.

For the purpose of calculating diluted earnings per share, the net profit or loss for the year attributable to equity shareholders and the weighted average number of shares outstanding during the year are adjusted for the effects of all dilutive potential equity shares, if any.

3.12 Provisions and contingencies

Provisions

Provisions are recognised when the Company has a present obligation (legal or constructive) as a result of a past event, it is probable that an outflow of resources embodying economic benefits will be required to settle the obligation and a reliable estimate can be made of the amount of the obligation. If the effect of the time value of money is material, provisions are discounted using equivalent period government securities interest rate. Unwinding of the discount is recognised in the Statement of Profit and Loss as a finance cost. Provisions are reviewed at each balance sheet date and are adjusted to reflect the current best estimate.

Contingencies

Contingent liabilities are disclosed when there is a possible obligation arising from past events, the existence of which will be confirmed only by the occurrence or non-occurrence of one or more uncertain future events not wholly within the control of the Company or a present obligation that arises from past events where it is either not probable that an outflow of resources will be required to settle or a reliable estimate of the amount cannot be made. Information on contingent liability is disclosed in the Notes to the Financial Statements. Contingent assets are not recognised. However, when the realisation of income is virtually certain, then the related asset is no longer a contingent asset, but it is recognised as an asset.



JSL Media Limited
Significant Accounting Policies and Notes to Financial Statements
Note no-20

3.13 Current /non-current classification

The Company presents assets and liabilities in statement of financial position based on current/non-current classification.

The Company has presented non-current assets and current assets before equity, non-current liabilities and current liabilities in accordance with Schedule III, Division II of Companies Act, 2013 notified by MCA.

An asset is classified as current when it is:

a) Expected to be realised or intended to be sold or consumed in normal operating cycle,
b) Held primarily for the purpose of trading,
c) Expected to be realised within twelve months after the reporting period, or
d) Cash or cash equivalent unless restricted from being exchanged or used to settle a liability for at least twelve months after the reporting period.

All other assets are classified as non-current.

A liability is classified as current when:

a) It is expected to be settled in normal operating cycle,
b) It is held primarily for the purpose of trading,
c) It is due to be settled within twelve months after the reporting period, or
d) There is no unconditional right to defer the settlement of the liability for at least twelve months after the reporting period.

All other liabilities are classified as non-current.

The operating cycle is the time between the acquisition of assets for processing and their realisation in cash or cash equivalents.

Deferred tax assets and liabilities are classified as non-current assets and liabilities.

3.14 Recent accounting pronouncements

Standards issued but not yet effective

Ind AS 116 was notified by Ministry of Corporate Affairs on March 30, 2019 and it is applicable for annual reporting periods beginning on or after April 1, 2019.

Ind AS 116 will affect primarily the accounting by lessees and will result in the recognition of almost all leases on balance sheet. The standard removes the current distinction between operating and finance leases and requires recognition of an asset (the right-of-use the leased term) and a financial liability to pay rentals for virtually all leases contracts. An optional exemption exists for short-term and low-value assets. The company has no opearting lease , does not affect the profitability.

4. Critical accounting estimates, assumptions and judgements

In the process of applying the Company's accounting policies, management has made the following estimates,assumptions and judgements, which have significant effect on the amounts recognised in the financial statement:

(a) Property, plant and equipment
The Company has taken the carrying value of Previous GAAP as deemed cost under IND AS and the assets are not fair valued under IND AS.

(b) Income taxes
Management judgment is required for the calculation of provision for income taxes and deferred tax assets and liabilities. The Company reviews at each balance sheet date the carrying amount of deferred tax assets. The factors used in estimates may differ from actual outcome which could lead to significant adjustment to the amounts reported in the financial statements.

N.C. AGGARWAL & CO. NEW DELHI CHARTERED ACCOUNTANTS

(c) Contingencies
Management judgement is required for estimating the possible outflow of resources, if any, in respect of contingencies/claim/litigations against the Company as it is not possible to predict the outcome of pending matters with accuracy.

(d) Fair value of financial assets and liabilities
When the fair value of financial assets and financial liabilities recorded in the balance sheet cannot be measured based on quoted prices in active markets, their fair value is measured using valuation techniques including the Discounted Cash Flow (DCF) model. The inputs to these models are taken from observable markets where possible, but where this is not feasible, a degree of judgement is required in establishing fair value. Judgements include consideration of input such as liquidity risk, credit risk and volatility. Changes in assumptions about these factors could affect the reported fair value of financial instruments.

(e) Defined benefit plan
The cost of the defined benefit plan and other post-employment benefits and the present value of such obligation are determined using actuarial valuations. An actuarial valuation involves making various assumptions that may differ from actual developments in future. These include the determination of the discount rate, future salary increases, mortality rates and attrition rate. Due to the complexities involved in the valuation and its long-term nature, a defined benefit obligation is highly sensitive to changes in these assumptions. All assumptions are reviewed at each reporting date.

5. Financial risk management

Financial risk factors

The Company's principal financial liabilities, comprise borrowings, trade and other payables. The main purpose of these financial liabilities is to manage finances for the Company's operations. The Company has short term current investments only. The Company's activities expose it to a variety of financial risks:

i) Credit risk
Credit risk is the risk that a counter party will not meet its obligations under a financial instrument or customer contract, leading to a financial loss.

ii) Liquidity risk
Liquidity risk is the risk that the Company may not be able to meet its present and future cash and collateral obligations without incurring unacceptable losses.

The Company's overall risk management programme focuses on the unpredictability of financial markets and seeks to minimise potential adverse effects on the Company's financial performance.

Credit risk

The Company is exposed to credit risk from its operating activities (primarily trade receivables) and from its financing activities, including deposits with banks and financial institutions and other financial instruments.

- Trade Receivables

The Company extends credit to customers in normal course of business. The Company considers factors such as credit track record in the market and past dealings for extension of credit to customers.

Liquidity risk

The Company's objective is to maintain optimum levels of liquidity to meet its cash and collateral requirements.. In case of temporary short fall in liquidity to repay the bank borrowing/operational short fall , the company uses mix of capital infusion and borrowing from its holding company. However, the company envisage that such short fall is temporary and the company would generate sufficient cash flows as per approved projections.

JSL Media Limited
Significant Accounting Policies and Notes to Financial Statements
Note no-20

The table below provides undiscounted cash flows towards non-derivative financial liabilities into relevant maturity based on the remaining period at the balance sheet to the contractual maturity date.

Amount in Rs.

Particulars	Carrying Amount	Ageing as on 31st September 2020			Total
		< 6 Month	6-12 Month	> 12 month	
Interest bearing borrowings	1,21,00,000	-	-	1,21,00,000	1,21,00,000
Trade payable	32,38,53,593	-	-	32,38,53,593	32,38,53,593
Other liabilties	9,57,868	-	-	9,57,868	9,57,868
Total	**33,69,11,461**	**-**	**-**	**33,69,11,461**	**33,69,11,461**

Particulars	Carrying Amount	Ageing as on 31st March 2020			Total
		< 6 Month	6-12 Month	> 12 month	
Interest bearing borrowings	1,21,00,000	-	-	1,21,00,000	1,21,00,000
Trade payable	32,38,53,593	-	-	32,38,53,593	32,38,53,593
Other liabilties	8,79,343	-	-	8,79,343	8,79,343
Total	**33,68,32,936**	**-**	**-**	**33,68,32,936**	**33,68,32,936**

Interest rate & currency of borrowings

The below table demonstrate the borrowing of fixed and floating rate of interest

(Amount in Rs.)

Particulars	Total Borrowings	Floating rate borrowings	Fixed rate borrowings	Weighted average rate (%)
INR	1,21,00,000		1,21,00,000	
Total as at September 30, 2020	**1,21,00,000**	**-**	**1,21,00,000**	**-**
INR	1,21,00,000		1,21,00,000	
Total as at March 31, 2020	**1,21,00,000**	**-**	**1,21,00,000**	**-**

N.C. AGGARWAL & CO. NEW DELHI CHARTERED ACCOUNTANTS

JSL Media Limited
Significant Accounting Policies and Notes to Financial Statements
Note no-20

6. Fair value of financial assets and liabilities

Set out below is a comparison by class of the carrying amounts and fair value of the Company's financial instruments that are recognised in the financial statements.

(Amount in Rs.)

Particulars	As at September 30, 2020		As at March 31, 2020	
	Carrying Amount	Fair Value	Carrying Amount	Fair Value
Financial assets designaed at amoritised cost				
Cash and Bank balances	14,62,124	14,62,124	14,62,124	14,62,124
Trade and other receivables	-	-	-	-
Other Financial assets	4,07,639	4,07,639	4,07,639	4,07,639
Total	**18,69,763**	**18,69,763**	**18,69,763**	**18,69,763**
Financial liabilties designated at amortised cost				
Borrowings-fixed rate	1,21,00,000	1,21,00,000	1,21,00,000	1,21,00,000
Borrowings-floating rate	-	-	-	-
Trade & other payables	32,38,53,593	32,38,53,593	32,38,53,593	32,38,53,593
Other financial liabilties	9,57,868	9,57,868	8,79,343	8,79,343
Total	**33,69,11,461**	**33,69,11,461**	**33,68,32,936**	**33,68,32,936**

Fair Value hierarchy

The Company measures financial instruments at fair value in accordance with the accounting policies mentioned above. Fair value is the price that would be received to sell an asset or paid to transfer a liability in an orderly transaction between market participants at the measurement date. The fair value measurement is based on the presumption that the transaction to sell the asset or transfer the liability takes place either:

Fair values are categorised into different levels in a fair value hierarchy based on the inputs used in the valuation techniques as follows:

- Level 1: Quoted prices/NAV for identical instruments in an active market;
- Level 2: Directly or indirectly observable market inputs, other than Level 1 inputs; and
- Level 3: Inputs which are not based on observable market data.

For assets and liabilities which are measured at fair value as at Balance Sheet date, the classification of fair

When measuring the fair value of an asset or a liability, the Company uses observable market data as far as possible. If the inputs used to measure the fair value of an asset or a liability fall into different levels of the fair value hierarchy, then the fair value measurement is categorised in its entirety in the same level of the fair value hierarchy as the lowest level input that is significant to the entire measurement. The Company recognises transfers between levels of the fair value hierarchy at the end of the reporting period during which the change has occurred.

Fair value hierarchy

The following table provides the fair value measurement hierarchy of Company's asset and liabilities, grouped into Level 1 to Level 2 as described below:

N.C. AGGARWAL & CO. * CHARTERED ACCOUNTANTS * NEW DELHI

JSL Media Limited
Significant Accounting Policies and Notes to Financial Statements
Note no-20

Assets / Liabilities for which fair value is disclosed

(Amount in Rs.)

Particulars	As at September 30, 2020		
	Level 1	Level 2	Level 3
Financial liabilties			
Borrowings-Fixed rate		1,21,00,000	
Other financial liabilties		9,57,868	
Particulars	**As at March 31, 2020**		
	Level 1	**Level 2**	**Level 3**
Financial liabilties			
Borrowings-Fixed rate		1,21,00,000	
Other financial liabilties		8,79,343	

During the half year ended September 30, 2020 and year ended March 31, 2020, there were no transfers between Level 1 and Level 2 fair value measurements, and no transfer into and out of Level 3 fair value measurements.

Following table describes the valuation techniques used and key inputs to valuation for level 2 September 30, 2020 and March 31, 2020, respectively:

a) **Assets / Liabilities for which fair value is disclosed**

Particulars	Fair value hierarchy	Valuation technique	Inputs used
Financial liabilities			
Other borrowings- fixed rate	Level 2	Discounted Cash Flow	Prevailing interest rates in market, Future payouts
Other financial liabilities	Level 2	Discounted Cash Flow	Prevailing interest rates to discount future cash flows

7. Segment information

Information about primary segment

The Company operates in a Single Primary Segment (Business Segment) i.e. advertisement

Information about Geographical Segment – Secondary

The Company's operations are located in India. The Management has not identified any geographical segment.

9. Retirement benefit obligations

1. Expense recognised for Defined Contribution plan:-

(Amount in Rs.)

Particulars	Year ended September 30,2020	Year ended March 31,2020
Company's contribution to provident fund	-	14574
Company's contribution to ESI	-	-
Company's contribution to superannuation fund	-	-
Total	**-**	**14574**

Below tables sets forth the changes in the projected benefit obligation and plan assets and amounts recognized in the Balance Sheet as of September 30, 2020 and March 31, 2020, being the respective measurement dates:

N.C. AGGARWAL & CO. NEW DELHI CHARTERED ACCOUNTANTS

JSL Media Limited
Significant Accounting Policies and Notes to Financial Statements
Note no-20

2. Employee benefit expenses

		(Amount in Rs.)
Particulars	**Year ended September 30, 2020**	**Year ended March 31, 2020**
Salaries and Wages	-	6,21,644
Cost-defined contribution plan	-	14,574
Welfare expenses	-	2,500
Total	**-**	**6,38,718**

Particulars	**Year ended September 30, 2020**	**Year ended March 31, 2020**
Average no. of people employed	-	1

OCI presentation of defined benefit plan

-Gratuity is in the nature of defined benefit plan, Re-measurement gains/(losses) on defined benefit plans is shown under OCI as Items that will not be reclassified to profit or loss and also the income tax effect on the same.

-Leave encashment cost is in the nature of short term employee benefits.

Presentation in Statement of Profit & Loss and Balance Sheet

Expense for service cost, net interest on net defined benefit liability (asset) is charged to Statement of Profit & Loss.

IND AS 19 do not require segregation of provision in current and non-current, however net defined liability (Assets) is shown as current and non-current provision in balance sheet as per IND AS 1.

Actuarial liability for short term benefits (leave encashment cost) is shown as current and non-current provision in balance sheet.

The Company assesses these assumptions with its projected long-term plans of growth and prevalent industry standards. The mortality rates used are as published by one of the leading life insurance companies in India.

3. Other disclosures

a) Auditors Remuneration

		(Amount in Rs.)
Particulars	**Half Year ended September 30, 2020**	**Year ended March 31, 2020**
1. Statutory Auditors		
i. Audit fee	37,500	75,000
Total	**37,500**	**75,000**
2. Cost Auditors		
i. Audit fee	-	-
Total	**-**	**-**

N.C. AGGARWAL & CO. * CHARTERED ACCOUNTANTS * NEW DELHI

JSL Media Limited
Significant Accounting Policies and Notes to Financial Statements
Note no-20

4. Related party transactions

In accordance with the requirements of IND AS 24, on related party disclosures, name of the related party, related party relationship, transactions and outstanding balances including commitments where control exits and with whom transactions have taken place during reported periods, are:

Related party name and relationship

a) Holding Company
Jindal Stainless (Hisar) Limited

b) Fellow Subsidiary Companies

a. JSL Lifestyle Limited
b. Green Delhi BQS Limited
c. JSL Logistics Limited
d. Jindal Stainless Steelway Limited

d) Key Management Personnel
Dhirender Bahadur Garg
Narender Garg

Related Party Transactions

		Half Year Ended 2020			2019-2020		
S. No	Nature of Transactions	Holding Company	Fellow Subsidiary Company	Total	Holding Company	Fellow Subsidiary Company	Total
I	**Reimbursement of Expenses**	-	-	-	-	**11,46,803**	**11,46,803**
	JSL Lifestyle Limited	-	-	-	-	11,46,803	11,46,803

Related party Balances

(Amount in Rs.)

		Half Year Ended Sep 20			2019-20		
S. No	Nature of Transactions	Holding Company	Fellow Subsidiary Company	Total	Holding Company	Fellow Subsidiary Company	Total
I	**Loan Payable**	**1,21,00,000**	-	**1,21,00,000**	**1,21,00,000**	-	**1,21,00,000**
	Jindal Stainless (Hisar) Limited	1,21,00,000	-	1,21,00,000	1,21,00,000	-	1,21,00,000
II	**Interest Payable**	-	-	-	-	-	-
	Jindal Stainless (Hisar) Limited	-	-	-	-	-	-
III	**Amount Recoverable / Debtors**	-	-	-	-	-	-
	JSL Lifestyle Limited	-	-	-	-	-	-
IV	**Amount Payable**	**3,43,03,830**	-	**3,43,03,830**	**3,43,03,830**	-	**3,43,03,830**
	Jindal Stainless (Hisar) Limited	3,43,03,830	-	3,43,03,830	3,43,03,830	-	3,43,03,830
V	**Sundry Creditors**	-	**32,38,53,593**	**32,38,53,593**	-	**32,38,53,593**	**32,38,53,593**
	Green Delhi BQS Limited	-	32,38,53,593	32,38,53,593	-	32,38,53,593	32,38,53,593

N.C. AGGARWAL & CO. NEW DELHI CHARTERED ACCOUNTANTS

JSL Media Limited
Significant Accounting Policies and Notes to Financial Statements
Note no-20

5. Earnings per share

The following is a reconciliation of the equity shares used in the computation of basic and diluted earnings per equity share:

(Number of shares)

Particulars	Half Year ended September 30, 2020	Year ended March 31, 2020
Issued equity shares	50,000	50,000
Weighted average shares outstanding- Basic and Diluted	50,000	50,000

Net profit /(loss) available to equity holders of the Company used in the basic and diluted earnings per share was determined as follows:

(Amount in Rs.)

Particulars	Half Year ended September 30, 2020	Year ended March 31, 2020
Profit and loss after tax- B	(93,991)	1,00,66,425
Basic earnings per share (B/A)	(1.88)	201.33
Diluted earnings per share (B/A)	(1.88)	201.33

The number of shares used in computing basic EPS is the weighted average number of shares outstanding during the year. The diluted EPS is calculated on the same basis as basic EPS, after adjusting for the effects of potential dilutive equity.

6. Previous year figures have been regrouped/ rearranged, wherever considered necessary to conform to current year's classification.

7. Notes 1 to 13 are annexed and form integral part of Financial Statements.

For N.C. AGGARWAL & CO.

Chartered Accountants
Firm Registration No. 003273N

G.K. AGGARWAL
Partner
M.No.086622

Place: New Delhi
Dated:27th November,2020

For and on behalf of the board of directors of JSL Media Limited

Dhirendra Bahadur Singh
Director
DIN:08721682

Manak Garg
Director
DIN: 08145096

31/03/2020

JINDAL STAINLESS CORPORATE MANAGEMENT SERVICES PRIVATE LIMITED

FINANCIAL FY 2019-20



N.C. AGGARWAL & CO.
CHARTERED ACCOUNTANTS
102, Harsha house, Karampura Commercial Complex,
New Delhi-110 015. Ph: (O) 25920555-556 (R) 25221561
E-Mail:nc.aggarwal@gmail.com,nc.a@rediffmail.com

INDEPENDENT AUDITORS' REPORT

To
The Members of JINDAL STAINLESS CORPORATE MANAGEMENT SERVICES PRIVATELIMITED

Report on the Financial Statements

We have audited the accompanying financial statements of **JINDAL STAINLESS CORPORATE MANAGEMENT SERVICES PRIVATE LIMITED**("the Company"), which comprise the Balance Sheet as at 31st March, 2020, the Statement of Profit and Loss, the Statement of changes in equity and the Cash Flow Statement for the period then ended and a summary of significant accounting policies and other explanatory information.

Management's Responsibility for the Financial Statements

The Company's Board of Directors is responsible for the matters stated in Section 134(5) of the Companies Act, 2013 ("the Act") with respect to the preparation of these financial statements that give a true and fair view of the financial position, financial performance and cash flows of the Company in accordance with the accounting principles generally accepted in India, including the Indian Accounting Standards specified under Section 133 of the Act, read with Rule 7 of the Companies (Accounts) Rules, 2015 (as amended). This responsibility also includes maintenance of adequate accounting records in accordance with the provisions of the Act for safeguarding of the assets of the Company and for preventing and detecting frauds and other irregularities; selection and application of appropriate accounting policies; making judgments and estimates that are reasonable and prudent; and design, implementation and maintenance of adequate internal financial controls, that were operating effectively for ensuring the accuracy and completeness of the accounting records, relevant to the preparation and presentation of the financial statements that give a true and fair view and are free from material misstatement, whether due to fraud or error.

Auditors' Responsibility

Our responsibility is to express an opinion on these financial statements based on our audit. We have taken into account the provisions of the Act, the accounting and auditing standards and matters which are required to be included in the audit report under the provisions of the Act and the Rules made thereunder.

We conducted our audit in accordance with the Standards on Auditing specified under Section 143(10) of the Act. Those Standards require that we comply with ethical requirements and plan and perform the audit to obtain reasonable assurance about whether the financial statements are free from material misstatement.

An audit involves performing procedures to obtain audit evidence about the amounts and the disclosures in the financial statements. The procedures selected depend on the auditor's judgment, including the assessment of the risks of material misstatement of the financial statements, whether due to fraud or error. In making those risk assessments, the auditor considers internal financial control relevant to the Company's preparation of the financial statements that give a true and fair view in order to design audit procedures that are appropriate in the circumstances. An audit also includes evaluating the appropriateness of the accounting policies used and the reasonableness of the accounting estimates made by the Company's Directors, as well as evaluating the overall presentation of the financial statements.

N.C. Aggarwal & Co. New Delhi Chartered Accountants

We believe that the audit evidence we have obtained is sufficient and appropriate to provide a basis for our audit opinion on the financial statements.

Opinion

In our opinion and to the best of our information and according to the explanations given to us, the aforesaid financial statements give the information required by the Act in the manner so required and give a true and fair view in conformity with the accounting principles generally accepted in India, of the state of affairs of the Company as at 31st March, 2020 and its profit and its cash flows for the period ended on that date.

Report on Other Legal and Regulatory Requirements

1. As required by the Companies (Auditor's Report) Order, 2016 ("the Order") issued by the Central Government of India in terms of sub-section (11) of section 143 of the Act, we give in the **Annexure 'A'** a statement on the matters specified in the paragraph 3 and 4 of the Order, to the extent applicable.

2. As required by Section 143 (3) of the Act, we report that:

(a) We have sought and obtained all the information and explanations which to the best of our knowledge and belief were necessary for the purposes of our audit.

(b) In our opinion, proper books of account as required by law have been kept by the Company so far as it appears from our examination of those books;

(c) The Balance Sheet, the Statement of Profit and Loss, the Statement of Change in Equity and the Cash Flow Statement dealt with by this Report are in agreement with the books of account;

(d) In our opinion, the aforesaid financial statements comply with the Indian Accounting Standards specified under Section 133 of the Act, read with Rule 7 of the Companies (Accounts) Rules, 2015;

(e) On the basis of the written representations received from the directors as on 31st March, 2020 taken on record by the Board of Directors, none of the directors is disqualified as on 31st March, 2020 from being appointed as a director in terms of Section 164 (2) of the Act.

(f) With respect to the adequacy of the internal financial controls over financial reporting of the Company and the operating effectiveness of such controls, refer to **Annexure 'B'**.

(g) With respect to the other matters to be included in the Auditor's Report in accordance with Rule 11 of the Companies (Audit and Auditors) Rules, 2014, in our opinion and to the best of our information and according to the explanations given to us:

i. The Company does not have any pending litigations as on 31st March, 2020;

ii. The Company did not have any long-term contracts including derivative contracts for which there were any material foreseeable losses;



iii. There is no amount payable towards investor education and protection fund in accordance with the relevant provisions of the Companies Act, 1956 (1 of 1956) and rules made thereunder.

For N.C. Aggarwal & Co.
Chartered Accountants
Firm Registration No. 003273N



G. K. Aggarwal
Partner
M. No.086622
Date: 20th May, 2020
Place: New Delhi
UDIN: 20086622AAAAOS9321

ANNEXURE 'A' TO INDEPENDENT AUDITORS' REPORT

(Annexure referred to in our report of even date to the members of **JINDAL STAINLESS CORPORATE MANAGEMENT SERVICES PRIVATE LIMITED** on the accounts for the period ended 31st March,2020)

1. a) The Company has maintained proper records showing full particulars including quantitative details and situation of fixed assets.

   (b) A major portion of the fixed assets has been physically verified by the Management in accordance with a phased programmed of verification once in two years adopted by the company. In our opinion, the frequency of the verification is reasonable having regard to the size of the company and the nature of its assets. To the best of our knowledge, no material discrepancies have been noticed on such verification.

   (c) The Company does not have any immovable property wherein reporting requirement with respect to title deed is applicable.

2. The company does not have inventory. Accordingly, the provision of clause 3(ii) of the Companies (Auditor's Report) Order, 2016 are not applicable to the company.

3. According to the information and the explanations given to us, the company has not granted any loans, secured or unsecured to companies, firms, limited liability partnership or other parties covered in the register maintained under section 189 of the Companies Act 2013. Accordingly, the provisions of clause 3(iii)(a), 3(iii)(b) and 3(iii)(c) of the order are not applicable to the company and hence not commented upon.

4. The Company has not granted any loans or given any guarantee and security covered under Section 185 and 186 of the Companies Act, 2013. Accordingly, the provisions of clause 3(iv) of the order are not applicable to the company and hence not commented upon.

5. According to the information and explanations given to us and the records examined by us, the Company has not accepted any deposits from the public during the period. Accordingly, the Paragraph 3(v) of the Order is not applicable to the Company.

6. As informed to us, Company is not required to maintain the cost records under sub-section (l) of section 148 of the Companies Act, 2013. Accordingly, the provisions of clause 3(vi) of the order are not applicable to the company.

7. (a) According to the information and explanations given to us, the Company is generally regular in depositing with the appropriate authorities undisputed statutory dues including provident fund, employees' state insurance, income tax, sales tax, service tax, duty of customs, duty of excise, value added tax, cess and other statutory dues with the appropriate authorities There are no arrears as at 31st March, 2020 for a period of more than six months from the date they become payable.

   (b) According to the information and explanations given to us, there are no material dues of income tax, sales tax, service tax, duty of customs, duty of excise, value added tax which have not been deposited with the appropriate authorities on account of any dispute.

N.C. Aggarwal & Co. New Delhi Chartered Accountants

8. According to the records of the Company examined by us and the information and explanations given to us, the Company has not taken loans or borrowing from financial institution, bank, government or issued any debentures. Accordingly, the provisions of clause 3(viii) of the order are not applicable to the company.

9. The Company has not raised any money by way of initial public offer or further public offer or debt instruments. Also the Company does not have any term loan during the period. Accordingly, the provisions of clause 3(ix) of the Companies (Auditor's Report) Order, 2016 are not applicable to the company.

10. According to the information and explanations given to us and as represented by the Management and based on our examination of the books and records of the Company and in accordance with generally accepted auditing practices in India, we have been informed that no case of frauds has been committed on or by the Company or by its officers or employees during the period.

11. Section 197 read with Schedule V is not applicable on Private Limited Company. Therefore, the remuneration paid by the Company to its Whole time Director is not covered under the clause 3(xi) of the order.

12. The company is not a Nidhi Company. Accordingly, the provisions of clause 3 (xii) of the Order are not applicable to the Company.

13. The Company has complied with the provisions of Section 177 and 188 of the Companies Act, 2013 w.r.t. transactions with the related parties, where applicable. Details of the transactions with the related parties have been disclosed in the financial statements as required by the applicable accounting standards.

14. According to the information and explanations given to us and based on our examination of the records of the Company, the Company has not made any preferential allotment or private placement of shares or fully or partly convertible debentures during the period. Accordingly, provisions of clause 3 (xiv) of the Order are not applicable to the Company.

15. According to the information and explanations given to us and based on our examination of the records of the Company, the Company has not entered into any non-cash transactions with directors or persons connected with him as covered under Section 192 of the Companies Act, 2013. Accordingly, provisions of clause 3 (xv) of the Order are not applicable to the Company



16. According to the information and explanations given to us, the company is not required to be registered under section 45-IA of the Reserve Bank of India Act, 1934. Accordingly, provisions of clause 3 (xvi) of the Order are not applicable to the Company.

For N.C. Aggarwal & Co.
Chartered Accountants
Firm Registration No. 003273N



G. K. Aggarwal
Partner
M. No. 086622
Date: 20th May, 2020
Place: New Delhi
UDIN: 20086622AAAAOS9321

ANNEXURE 'B' TO INDEPENDENT AUDITORS' REPORT

Annexure referred to in our report of even date to the members of JINDAL STAINLESS CORPORATE MANAGEMENT SERVICES PRIVATE LIMITED on the accounts for the period ended 31st March, 2020

Report on the Internal Financial Controls under Clause (i) of Sub-section 3 of Section 143 of the Companies Act, 2013 ("the Act")

We have audited the internal financial controls over financial reporting of **JINDAL STAINLESS CORPORATE MANAGEMENT SERVICES PRIVATE LIMITED** ("the Company") as of 31st March,2020 in conjunction with our audit of the financial statements of the Company for the period ended on that date.

Management's Responsibility for Internal Financial Controls

The Company's management is responsible for establishing and maintaining internal financial controls based on the internal control over financial reporting criteria established by the Company and the components of internal control stated in the Guidance Note on Audit of Internal Financial Controls over Financial Reporting issued by the Institute of Chartered Accountants of India (ICAI). These responsibilities include the design, implementation and maintenance of adequate internal financial controls that were operating effectively for ensuring the orderly and efficient conduct of its business, including adherence to Company's policies, the safeguarding of its assets, the prevention and detection of frauds and errors, the accuracy and completeness of the accounting records, and the timely preparation of reliable financial information, as required under the Companies Act, 2013.

Auditors' Responsibility

Our responsibility is to express an opinion on the Company's internal financial controls over financial reporting based on our audit. We conducted our audit in accordance with the Guidance Note on Audit of Internal Financial Controls Over Financial Reporting (the "Guidance Note") and the Standards on Auditing, issued by ICAI and deemed to be prescribed under section 143(10) of the Companies Act, 2013, to the extent applicable to an audit of internal financial controls, both applicable to an audit of Internal Financial Controls and, both issued by the ICAI. Those Standards and the Guidance Note require that we comply with ethical requirements and plan and perform the audit to obtain reasonable assurance about whether adequate internal financial controls over financial reporting was established and maintained and if such controls operated effectively in all material respects.

Our audit involves performing procedures to obtain audit evidence about the adequacy of the internal financial controls system over financial reporting and their operating effectiveness. Our audit of internal financial controls over financial reporting included obtaining an understanding of internal financial controls over financial reporting, assessing the risk that a material weakness exists, and testing and evaluating the design and operating effectiveness of internal control based on the assessed risk. The procedures selected depend on the auditor's judgment, including the assessment of the risks of material misstatement of the financial statements, whether due to fraud or error.

We believe that the audit evidence we have obtained is sufficient and appropriate to provide a basis for our audit opinion on the Company's internal financial controls system over financial reporting.

Meaning of Internal Financial Controls over Financial Reporting

N.C. Aggarwal & Co. ★ New Delhi ★ Chartered Accountants

A Company's internal financial control over financial reporting is a process designed to provide reasonable assurance regarding the reliability of financial reporting and the preparation of financial statements for external purposes in accordance with generally accepted accounting principles. A Company's internal financial control over financial reporting includes those policies and procedures that (1) pertain to the maintenance of records that, in reasonable detail, accurately and fairly reflect the transactions and dispositions of the assets of the Company; (2) provide reasonable assurance that transactions are recorded as necessary to permit preparation of financial statements in accordance with generally accepted accounting principles, and that receipts and expenditures of the Company are being made only in accordance with authorizations of management and directors of the Company; and (3) provide reasonable assurance regarding prevention or timely detection of unauthorized acquisition, use, or disposition of the Company's assets that could have a material effect on the financial statements.

Inherent Limitations of Internal Financial Controls over Financial Reporting

Because of the inherent limitations of internal financial controls over financial reporting, including the possibility of collusion or improper management override of controls, material misstatements due to error or fraud may occur and not be detected. Also, projections of any evaluation of the internal financial controls over financial reporting to future periods are subject to the risk that the internal financial control over financial reporting may become inadequate because of changes in conditions, or that the degree of compliance with the policies or procedures may deteriorate.

Opinion

In our opinion, the Company has, in all material respects, an adequate internal financial controls system over financial reporting and such internal financial controls over financial reporting were operating effectively as at 31st March,2020, based on the internal control over financial reporting criteria established by the Company and the components of internal control stated in the Guidance Note on Audit of Internal Financial Controls over Financial Reporting issued by the ICAI.

For N.C. Aggarwal & Co.
Chartered Accountants
Firm Registration No. 003273N



G. K. Aggarwal
Partner
M. No. 086622
Date: 20th May, 2020
Place: New Delhi
UDIN: 20086622AAAAOS9321

JINDAL STAINLESS CORPORATE MANAGEMENT SERVICES PRIVATE LIMITED

Balance Sheet as an 31st March 2020

(Amount in Rs.)

Particulars	Note No.	As at March 31, 2020	As at March 31, 2019
ASSETS			
Non-current assets			
(a) Property, Plant and Equipment	5	5,50,00,427	2,81,53,325
(b) Right to Use Assets	5A	6,31,83,719	-
(c) Deferred tax assets (net)	6	45,62,844	71,37,878
(d) Other non-current assets	6A	26,58,79,319	24,75,31,730
Current assets			
(a) Financial Assets			
(i) Trade receivables	7	-	-
(ii) Cash and cash equivalents	8	30,15,745	63,47,029
(iii) Loans	9	-	8,84,288
(iv) Others	10	1,09,33,822	1,00,87,550
(b) Current Tax Assets (Net)	11	9,31,88,866	9,19,27,139
(c) Other current assets	12	1,38,41,992	2,60,23,834
Total Assets		**50,96,06,732**	**41,80,92,771**
EQUITY AND LIABILITIES			
(a) Equity Share capital	13	1,00,000	1,00,000
(b) Other Equity	13A	8,05,69,741	5,54,45,149
Non-current liabilities			
Lease Obligation-Non Current	14	4,64,95,741	-
Provisions	14A	2,54,97,204	3,63,72,846
Deferred tax Liabilities (net)	14B	-	-
Current liabilities			
(a) Financial Liabilities			
(i) Trade payables	15	6,22,92,002	4,87,60,880
(ii) Other financial liabilities	16	5,41,71,064	22,44,98,940
(b) Other current liabilities	17	23,38,45,169	4,73,38,555
(c) Provisions	18	66,35,811	55,76,402
Total Equity and Liabilities		**50,96,06,732**	**41,80,92,771**

Notes 1 to 45 form an integral part of these financial statements
This is the Statements of profit and loss referred to in our report of even date.

N.C. AGGARWAL & CO.
Chartered Accountants
Firm Registration No. 003273N

N.C. Aggarwal & Co. * New Delhi * Chartered Accountants *

G.K. Aggarwal
Partner
M.No. 086622

Vijay Kumar Sharma
Whole Time Director
DIN: 01468701

Sanjay Kumar Jain
Director
DIN: 01087276

Place: New Delhi
Date: 20th May 2020

JINDAL STAINLESS CORPORATE MANAGEMENT SERVICES PRIVATE LIMITED
Statement of Profit And Loss for the Year ended on 31st March, 2020

(Amount in Rs.)

Particulars	Note No.	Year ended For the Year ended March 31, 2020	Year ended For the Year ended March 31, 2019
(I) INCOME			
Revenue from operations	19	1,01,04,98,100	1,00,13,15,005
Other Income /(Loss)	19A	51,70,251	16,168
TOTAL(I)		**1,01,56,68,351**	**1,00,13,31,173**
(II) EXPENSES			
Employee benefits expenses	20	50,76,54,702	49,75,81,922
Finance costs	21	70,18,408	20,078
Depreciation and amortization expense	5	3,09,40,529	78,90,829
Other expenses	22	43,40,82,022	44,99,67,679
Loss on Sale of Fixed Assets	22A	3,44,894	-
TOTAL(II)		**98,00,40,553**	**95,54,60,508**
(III) Profit/ (Loss) before tax (I-II)		**3,56,27,798**	**4,58,70,665**
(IV) Tax expense			
Provision for Current Tax		71,73,279	1,29,68,000
Provision for Deferred Tax		27,65,025	(2,72,702)
Total Tax Expense(IV)		99,38,304	1,26,95,298
(V) Profit before other comprehensive income (III-IV)		**2,56,89,494**	**3,31,75,367**
(VI) Other Comprehensive Income			
Items that will not be reclassified to profit or loss :			
Re-measurement (losses)/ profit on defined benefit plans		(7,54,893)	(25,23,061)
Income tax relating to items that will not be reclassified to profit or loss		1,89,991	6,95,166
Total Other Comprehensive Income (VI)		**(5,64,902)**	**(18,27,895)**
(VII) Total Comprehensive income for the year(V+VI)		**2,51,24,592**	**3,13,47,472**
(VIII) Earnings per share (in ₹)			
Basic		**2,568.95**	**3,317.54**
Diluted		**2,568.95**	**3,317.54**

Notes 1 to 45 form an integral part of these financial statements
This is the Statements of profit and loss referred to in our report of even date.

N.C. AGGARWAL & CO.
Chartered Accountants
Firm Registration No. 003273N

G.K. Aggarwal
Partner
M.No. 086622

Place: New Delhi
Date: 20th May 2020

Vijay Kumar Sharma
Whole Time Director
DIN: 01468701

Sanjay Kumar Jain
Director
DIN: 01087276

JINDAL STAINLESS CORPORATE MANAGEMENT SERVICES PRIVATE LIMITED
Cash Flow Statement for the year ended March 31, 2020

Particulars	Year Ended 31st March, 2020		Year Ended 31st March, 2019	
A. CASH INFLOW (OUTFLOW) FROM THE OPERATING ACTIVITIES				
NET PROFIT BEFORE TAX		**3,56,27,798**		**4,58,70,665**
Adjustments for				
Add/(Less)				
Depreciation	3,04,79,887		78,90,829	
Miscellaneous Expenditure written off		**3,04,79,887**		**78,90,829**
OPERATING PROFIT BEFORE WORKING CAPITAL CHANGES		**6,61,07,684**		**5,37,61,493**
Adjustments for:-				
Sundry Debtors	-		-	
Loans and Advances and Other Assets	1,09,58,132		(5,49,04,723)	
Trade and Other Payable	6,56,34,474	**7,65,92,606**	9,93,56,376	**4,44,51,653**
CASH GENERATED FROM OPERATIONS		**14,27,00,290**		**9,82,13,146**
Tax Paid		(71,73,279)		(1,29,68,004)
NET CASH INFLOW / (OUT FLOW) FROM OPERATING ACTIVITIES		**13,55,27,011**		**8,52,45,142**
B. CASH INFLOW / (OUTFLOW) FROM INVESTMENT ACTIVITIES				
Purchase of fixed assets	(12,31,82,553)		(2,36,65,197)	
Sale of fixed assets	26,71,847			
Advance for fixed assets	(1,83,47,589)		(9,24,35,360)	
NET CASH INFLOW / (OUTFLOW) FROM INVESTING ACTIVITIES		**(13,88,58,295)**		**(11,61,00,557)**
C. CASH INFLOW/(OUTFLOW) FROM FINANCING ACTIVITIES				
Interest paid	-		-	
NET CASH INFLOW / (OUTFLOW) USED IN FINANCING ACTIVITIES		-		-
NET CHANGES IN CASH AND CASH EQUIVALENT		(33,31,284)		(3,08,55,414)
Opening Cash and Cash Equivalent		63,47,029		3,72,02,442
Closing Cash and Cash Equivalent		30,15,745		63,47,029
NET CASH FLOW DURING THE YEAR		**(33,31,284)**		**(3,08,55,413)**

NOTE:
Previous year's figures have been regrouped wherever necessary.

As per our report of even date attached

For N.C. AGGARWAL & CO.
Chartered Accountants
Firm Registration No: 003273N

N.C. Aggarwal & Co. New Delhi Chartered Accountants

G.K. Aggarwal
Partner
M.No.086622
Place : New Delhi
Date: 20th May 2020

Vijay Kumar Sharma
Whole Time Director
DIN: 01468701

Sanjay Kumar Jain
Director
DIN: 01087276

Notes to Financial Statements

1. Corporate and General Information

Jindal Stainless Corporate Management Services Private Limited ("JSCMSCL)" or "the Company") is domiciled and incorporated in India. The Company is a providing Consultancy Services to Stainless Steel Industry. The Registered Office of the Company is located at O.P. Jindal Marg, Hisar.

2. Basis of preparation

The financial statements have been prepared complying in all material respects with the accounting standards notified under Section 133 of the Companies Act 2013, read together with paragraph 7 of the Companies (Accounts) Rule 2016, as amended. The financial statements comply with IND AS notified by Ministry of Company Affairs ("MCA"). The Company has consistently applied the accounting policies used in the preparation for all periods presented. The financial statement has been prepared considering all IND AS as notified by MCA till reporting date i.e. March 31, 2020
The significant accounting policies used in preparing the financial statements are set out in Note no. 3 of the Notes to Financial Statements.

The preparation of the financial statements requires management to make estimates and assumptions. The estimates and underlying assumptions are reviewed on an ongoing basis. Revisions to accounting estimates are recognised in the period in which the estimate is revised if the revision effects only that period or in the period of the revision and future periods if the revision affects both current and future years (refer Note no. 4 on critical accounting estimates, assumptions and judgements).

3.0 Significant Accounting Policies

3.1 Basis of Measurement

The Financial statements have been prepared on accrual basis and under the historical cost convention except following which have been measured at fair value:

- financial assets and liabilities except borrowings carried at amortised cost,
- defined benefit plans – plan assets measured at fair value,

The Financial statements are presented in Indian Rupees, which is the Company's functional and presentation currency and all amounts are rounded to the nearest decimals, except as stated otherwise..

3.2 Property, Plant and Equipment

Category of Assets	Years
Furniture & Fittings	10
Office Equipment's	5
Computer Equipment	3
Vehicle	8
Electric Installation	10
Leased Assets	As per Contract Term

The gain or loss arising on the disposal or retirement of an item of property, plant and equipment is determined as the difference between the sales proceeds and the carrying amount of the asset and is recognised in the Statement of Profit and Loss on the date of disposal or retirement.

3.3 Impairment of non-current assets

An asset is considered as impaired when at the date of Balance Sheet there are indications of impairment and the carrying amount of the asset, or where applicable the cash generating unit to which the asset belongs exceeds its recoverable amount (i.e. the higher of the net asset selling price and value in use).The carrying amount is reduced to the recoverable amount and the reduction is recognized as an impairment loss in the Statement of Profit and Loss. The impairment loss recognized in the prior accounting period is reversed if there has been a change in the estimate of recoverable amount. Post impairment, depreciation is provided on the revised carrying value of the impaired asset over its remaining useful life.

N.C. Aggarwal & Co. New Delhi Chartered Accountants

3.4 Cash and cash equivalents

Cash and cash equivalents are financial assets. Cash and cash equivalents consist of cash and short-term highly liquid investments that are readily convertible to cash with original maturities of three months or less at the time of purchase and are carried at cost plus accrued interest.

3.5 Employee benefits

a) Short term employee Benefit:
All employees' benefits payable wholly within twelve months of rendering services are classified as short term Employee benefits. Benefits such as salaries, wages, short-term compensated absences, performance incentives etc., and the expected cost of bonus, ex-gratia are recognised during the period in which the employee renders related service.

b) Defined Contribution Plan:
Contributions to the Employees' Provident Fund and Employee's State Insurance are recognized as Defined Contribution Plan and charged as expenses in the year in which the employees render the services.

c) Defined Benefit Plan:

The Provident Fund (Funded), Leave Encashment and Gratuity are defined benefit plans. The cost of providing benefits under the defined benefit plan is determined using the projected unit credit method with actuarial valuations being carried out at each balance sheet date, which recognises each period of service as giving rise to additional unit of employee benefit entitlement and measure each unit separately to build up the final obligation.

Re-measurements, comprising of actuarial gains and losses ,the effect of the asset ceiling , excluding amounts included in net interest on the net defined benefit liability and the return on the plan assets (excluding amounts included in net interest on the net defined benefit liability), are recognised immediately in the balance sheet with a corresponding debit or credit to retained earnings through other comprehensive income in the period in which they occur. Re-measurements are not classified to the statement of profit and loss in subsequent periods. Past Service cost is recognised in the statement of profit and loss in the period of plan amendment.

Net Interest is calculated by applying the discount rate to the net defined benefit liability or asset.
The Company recognises the following changes in the net defined benefit obligation under employee benefit expenses in the statement of profit and loss.

- Service costs comprising current service costs, gains and losses on curtailments and non-routine settlements
- Net interest income or expense

c) Long term Employee Benefit:
Compensated absences which are not expected to occur within twelve months after the end of the period in which the employee renders the related services are recognised as a liability at the present value of the defined benefit obligation at the balance sheet date..

d) Termination benefits:

Termination benefits are recognised as an expense in the period in which they are incurred.
The Company shall recognise a liability and expense for termination benefits at the earlier of the following dates:
(a) when the entity can no longer withdraw the offer of those benefits; and
(b) when the entity recognises costs for a restructuring that is within the scope of Ind AS 37 and involves the payment of termination benefits.

3.6 Foreign currency reinstatement and translation

(a) Functional and presentation currency
The financial statements have been presented in Indian Rupees (₹), which is the Company's functional and presentation currency.

(b) Transactions and balances
Transactions in foreign currencies are initially recorded by the Company at rates prevailing at the date of the transaction .Subsequently monetary items are translated at closing exchange rates of balance sheet date and the resulting exchange



difference recognised in profit or loss. Differences arising on settlement of monetary items are also recognised in profit or loss.

Non-monetary items that are measured in terms of historical cost in a foreign currency are translated using the exchange rates at the dates of the transaction. Non-monetary items carried at fair value that are denominated in foreign currencies are translated at the exchange rates prevailing at the date when the fair value was determined. Exchange component of the gain or loss arising on fair valuation of non-monetary items is recognised in line with the gain or loss of the item that gave rise to such exchange difference.

3.7 Financial instruments – initial recognition, subsequent measurement and impairment

A financial instrument is any contract that gives rise to a financial asset of one entity and a financial liability or equity instrument of another entity. Financial assets and liabilities are initially measured at fair value. Transaction cost that are directly attributable to the acquisition or issue of financial assets or financial liabilities (Other than financial assets and financial liabilities at fair value through profit and loss account) are added to or deducted from fair value measured initial recognition of financial asset or financial liability.

Financial Assets and liabilities are measured at amortised cost or fair value through Other Comprehensive Income or fair value through Profit or Loss, depending on its business model for managing those financial assets and liabilities and the assets and liabilities contractual cash flow characteristics.

Financial Assets at amortised cost

Financial assets are subsequently measured at amortised cost if these financial assets are held within a business whose objective is to hold these assets to collect contractual cash flows and the contractual terms of the financial assets give rise on specified dates to cash flows that are solely payments of principal and interest amount outstanding.

Financial Assets at fair value through other comprehensive income

Financial assets are measured at fair value through other comprehensive income if these financial assets are held within a business whose objective is achieved by both collecting contractual cash flows on specified dates that are solely payments of principal and interest on the principal amount outstanding and selling financial assets.

Financial assets at fair value through profit or loss

Financial assets are measured at fair value through profit or loss unless it is measured at amortised cost or at fair value through other comprehensive income on initial recognition. The transaction cost directly attributable to the acquisition of financial assets and liability at fair value thorough profit or loss are immediately recognised in profit or loss.

Financial Liabilities

Financial liabilities including interest bearing loans and borrowings and trade payables are subsequently measured at amortised cost using the effective interest rate method (EIR) except those designated in an effective hedging relationship.

Amortised cost is calculated by taking into account any discount or premium on acquisition and fee or costs that are an integral part of the EIR. The EIR amortisation is included in finance costs in the Statement of Profit and Loss.

3.8 Taxation

Income tax expense represents the sum of current and deferred tax (including MAT). Tax is recognised in the Statement of Profit and Loss, except to the extent that it relates to items recognised directly in equity or other comprehensive income, in such cases the tax is also recognised directly in equity or in other comprehensive income. Any subsequent change in direct tax on items initially recognised in equity or other comprehensive income is also recognised in equity or other comprehensive income, such change could be for change in tax rate.

Current tax provision is computed for Income calculated after considering allowances and exemptions under the provisions of the applicable Income Tax Laws. Current tax assets and current tax liabilities are off set, and presented as net.

Deferred tax is recognised on differences between the carrying amounts of assets and liabilities in the Balance sheet and the corresponding tax bases used in the computation of taxable profit and are accounted for using the liability method. Deferred tax liabilities are generally recognised for all taxable temporary differences, and deferred tax assets are generally recognised

New Delhi Chartered Accountants

for all deductible temporary differences, carry forward tax losses and allowances to the extent that it is probable that future taxable profits will be available against which those deductible temporary differences, carry forward tax losses and allowances can be utilised. Deferred tax assets and liabilities are measured at the applicable tax rates. Deferred tax assets and deferred tax liabilities are off set, and presented as net.

The carrying amount of deferred tax assets is reviewed at each balance sheet date and reduced to the extent that it is no longer probable that sufficient taxable profits will be available against which the temporary differences can be utilised.

3.9 Revenue recognition and Other income

Sale of Services-Job work

Earning from Business Support Services including unbilled Revenue is recognised in the statement of Profit and Loss account on accrual Basic.

Revenue From Contract As Per Ind As-115

This Standard establishes the principles that an entity shall apply to report useful information to users of financial statements about the nature, amount, timing and uncertainty of revenue and cash flows arising from a contract with a customer. Revenue is recognised when a customer obtains control of a promised good or service

3.10 Earnings per share

Basic earnings per share are calculated by dividing the net profit or loss for the year attributable to equity shareholders (after deducting preference dividends and attributable taxes) by the weighted average number of equity shares outstanding during the year. Partly paid equity shares are treated as a fraction of an equity share to the extent that they were entitled to participate in dividends relative to a fully paid equity share during the reporting year.

For the purpose of calculating diluted earnings per share, the net profit or loss for the year attributable to equity shareholders and the weighted average number of shares outstanding during the year are adjusted for the effects of all dilutive potential equity shares, if any.

3.11 Provisions and contingencies

Provisions

Provisions are recognised when the Company has a present obligation (legal or constructive) as a result of a past event, it is probable that an outflow of resources embodying economic benefits will be required to settle the obligation and a reliable estimate can be made of the amount of the obligation. If the effect of the time value of money is material, provisions are discounted using equivalent period government securities interest rate. Unwinding of the discount is recognised in the Statement of Profit and Loss as a finance cost. Provisions are reviewed at each balance sheet date and are adjusted to reflect the current best estimate.

Contingencies

Contingent liabilities are disclosed when there is a possible obligation arising from past events, the existence of which will be confirmed only by the occurrence or non-occurrence of one or more uncertain future events not wholly within the control of the Company or a present obligation that arises from past events where it is either not probable that an outflow of resources will be required to settle or a reliable estimate of the amount cannot be made. Information on contingent liability is disclosed in the Notes to the Financial Statements. Contingent assets are not recognised. However, when the realisation of income is virtually certain, then the related asset is no longer a contingent asset, but it is recognised as an asset.

3.12 Current /non-current classification

The Company presents assets and liabilities in statement of financial position based on current/non-current classification.

The Company has presented non-current assets and current assets before equity, non-current liabilities and current liabilities in accordance with Schedule III, Division II of Companies Act, 2013 notified by MCA.

N.C. Aggarwal & Co. New Delhi Chartered Accountants

An asset is classified as current when it is:

a) Expected to be realised or intended to be sold or consumed in normal operating cycle,
b) Held primarily for the purpose of trading,
c) Expected to be realised within twelve months after the reporting period, or
d) Cash or cash equivalent unless restricted from being exchanged or used to settle a liability for at least twelve months after the reporting period.

All other assets are classified as non-current.

A liability is classified as current when:

a) It is expected to be settled in normal operating cycle,
b) It is held primarily for the purpose of trading,
c) It is due to be settled within twelve months after the reporting period, or
d) There is no unconditional right to defer the settlement of the liability for at least twelve months after the reporting period.

All other liabilities are classified as non-current.

The operating cycle is the time between the acquisition of assets for processing and their realisation in cash or cash equivalents.

Deferred tax assets and liabilities are classified as non-current assets and liabilities.

3.13 Recent accounting development

Ind AS 116 was notified by Ministry of Corporate Affairs on March 30, 2019 and it is applicable for annual reporting periods beginning on or after April 1, 2019.

Ind AS 116 will affect primarily the accounting by lessees and will result in the recognition of almost all leases on balance sheet. The standard removes the current distinction between operating and finance leases and requires recognition of an asset (the right-of-use the leased term) and a financial liability to pay rentals for virtually all leases contracts. An optional exemption exists for short-term and low-value assets.

The statement of profit and loss will also be affected because the total expense is typically higher in the earlier years of a lease and lower in later years. Additionally, operating expense will be replaced with interest and depreciation, so key metrics like EBITDA will change.

Operating cash flows will be higher as repayments of the lease liability and related interest are classified within financing activities.

The accounting by lessors will not significantly change. Some differences may arise as a result of the new guidance on the definition of a lease. Under Ind AS 116, a contract is, or contains, a lease if the contract conveys the right to control the use of an identified asset for a period of time in exchange for consideration.

Impact

The Company is in the process of assessing the detailed potential impact of Ind AS 116, Leases on its financial statements and related disclosures. The Company has lease arrangements presently classified under operating and finance leases. Operating leases are for hiring of equipment's and properties. Finance leases are for solar panels and facility.

The Company will be able to reasonably estimate the impact of Ind AS 116 on the financial statement after completion of above stated assessment.

Date of Adoption

The Company intends to adopt the standard using the modified retrospective transition approach which means that the cumulative impact of the adoption will be recognised in retained earnings as of April 1, 2019 and that comparatives will not be restated.

N.C. Aggarwal & Co. New Delhi Chartered Accountants

Amendment to Ind AS 19 'Employee Benefits': On March 30, 2019, the Ministry of Corporate Affairs has notified limited amendments to Ind AS 19 'Employee Benefits' in connection with accounting for plan amendments, curtailments and settlements. The amendments require an entity to use updated assumptions to determine current service cost and net interest for the remainder of the period after a plan amendment, curtailment or settlement and to recognise in profit or loss as part of past service cost, or a gain or loss on settlement, any reduction in a surplus, even if that surplus was not previously recognised because of the impact of the asset ceiling. The amendment will come into force for accounting periods beginning on or after April 1, 2019. The Company is evaluating the effect of the above in the financial statements.

4. Significant accounting estimates, assumptions and judgements

The preparation of the Company's financial statements requires management to make judgments, estimates and assumptions that affect the reported amounts of revenues, expenses, assets and liabilities, and the accompanying disclosures, and the disclosure of contingent liabilities. Uncertainty about these assumptions and estimates could result in outcomes that require a material adjustment to the carrying amount of assets or liabilities affected in future periods.

(a) Property, plant and equipment

Property ,plant and equipment situated in India or stated at cost less accumulated depreciation and accumulated impairment losses on transition to IND AS.

(b) Income taxes

Management judgement is required for the calculation of provision for income taxes and deferred tax assets and liabilities. The company reviews at each balance sheet date the carrying amount of deferred tax assets/ liabilities. The factors used in the estimates may differ from actual outcome which could lead to significant adjustment to the amounts reported in the stand alone financial statements.

(c) Contingencies

Management judgment is required for estimating the possible outflow of resources, if any, in respect of contingencies/claim/litigations against the Company as it is not possible to predict the outcome of pending matters with accuracy.

(d) Fair value of financial assets and liabilities

When the fair values of financial assets and financial liabilities recorded in the balance sheet cannot be measured based on quoted prices in active markets, their fair value is measured using valuation techniques including the Discounted Cash Flow (DCF) model. The inputs to these models are taken from observable markets where possible, but where this is not feasible, a degree of judgment is required in establishing fair values. Judgments include considerations of inputs such as liquidity risk, credit risk and volatility. Changes in assumptions about these factors could affect the reported fair value of financial instruments.

(e) Defined benefit plan

The cost of the defined benefit plan and other post-employment benefits and the present value of such obligation are determined using actuarial valuations. An actuarial valuation involves making various assumptions that may differ from actual developments in future. These Includes the determination of the discount rate, future salary increases, mortality rates and attrition rate. Due to the complexities involved in the valuation and its long-term nature, a defined benefit obligation is highly sensitive to changes in these assumptions. All assumptions are reviewed at each reporting date

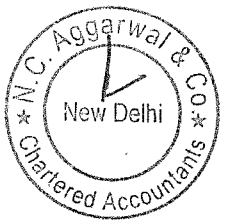

5 Property , Plant and Equipment

(Amount in Rs.)

	Particulars	Plant and Machinery	Furniture and Fixture	Office Equipments	Vehicle	Electric Installation	Total
A	**Gross Block**						
	As at March 31, 2019	**3,34,14,643**	**38,740**	**3,02,326**	**55,50,424**	**-**	**3,93,06,133**
	Additions	73,53,355	3,27,71,032	46,522		46,200	**4,02,17,109**
	Disposal /Adjustment	92,288	-	-	25,79,559	-	**26,71,847**
	As at March 31, 2020	**4,06,75,710**	**3,28,09,772**	**3,48,848**	**29,70,865**	**46,200**	**7,68,51,395**
B	**Accumulated Depreciation**						
	As at March 31, 2019	**99,95,281**	**9,699**	**1,19,353**	**10,28,475**	**-**	**1,11,52,808**
	Depreciation charge for the year	99,71,990	7,22,941	59,772	4,03,007	1,091	**1,11,58,802**
	Disposal /Adjustment	28,571	-	-	4,32,071		**4,60,642**
	As at March 31, 2020	**1,99,38,701**	**7,32,640**	**1,79,125**	**9,99,411**	**1,091**	**2,18,49,877**
C	**Net Book Value**						
	As at March 31, 2019	**2,34,19,362**	**29,041**	**1,82,973**	**45,21,949**	**-**	**2,81,53,325**
	As at March 31, 2020	**2,07,37,009**	**3,20,77,132**	**1,69,723**	**19,71,454**	**45,109**	**5,50,00,427**

5A Intangiable Assets-Right to Use

(Amount in Rs.)

	Particulars	Right to Use	Total
A	**Gross Block**		
	As at April 1, 2018	-	-
	Additions	-	-
	Disposal /Adjustment	-	-
	As at March 31, 2019	-	-
	Additions	8,29,65,446	**8,29,65,446**
	Disposal /Adjustment	-	-
	As at March 31, 2020	**8,29,65,446**	**8,29,65,446**
B	**Accumulated Depreciation**		
	As at April 1, 2018	-	-
	Depreciation charge for the year	-	-
	Disposal /Adjustment	-	-
	As at March 31, 2019	-	-
	Depreciation charge for the year	1,97,81,727	**1,97,81,727**
	Disposal /Adjustment	-	-
	As at March 31, 2020	**1,97,81,727**	**1,97,81,727**
C	**Net Book Value**		
	As at March 31, 2018	-	-
	As at March 31, 2019	-	-
	As at March 31, 2020	**6,31,83,719**	**6,31,83,719**

N.C. Aggarwal & Co. * New Delhi * Chartered Accountants

Note No.	Particulars	As at March 31 , 2020	As at March 31 , 2019
6	**DEFERRED TAX LIABILITY (NET)**		
(a)	**DEFERRED TAX LIABILITY**		
	Difference between book and tax depreciation	13,87,517	13,84,835
	Total Deferred Tax Liability	**13,87,517**	**13,84,835**
(b)	**DEFERRED TAX ASSETS**		
	Expenses allowable on payment basic	59,50,361	85,22,713
	Total Deferred Tax Assets	**59,50,361**	**85,22,713**
	DEFERRED TAX ASSETS (NET)	**45,62,844**	**71,37,878**
6A	**OTHER NON CURRENT ASSETS**		
	(Unsecured, Considered good unless otherwise stated)		
	Capital Advances	26,58,79,319	24,73,35,714
	Prepaid Expense	-	1,96,016
	TOTAL	**26,58,79,319**	**24,75,31,730**
7	**TRADE RECEIVABLE**		
	(Unsecured, Considered good)		
	Considered good	-	-
	TOTAL TRADE RECEIVABLE	**-**	**-**
8	**CASH AND CASH EQUIVALENTS**		
	Balances with Banks		
	In Current accounts	29,21,156	61,92,379
	Cash on Hand	94,589	1,54,650
	TOTAL CASH AND CASH EQUIVALENTS	**30,15,745**	**63,47,029**
9	**LOANS and ADVANCES SHORT TERM**		
	- Unsecured, considered good		
	Receivable from related party		8,84,288
	(Refer note 25)		
	Receivable from other party	-	-
	Trade Receivables which have significant increase in Credit Risk	-	-
	Trade Receivables - Credit impaired	-	-
	TOTAL LOANS and ADVANCES SHORT TERM	**-**	**8,84,288**
10	**OTHER CURRENT FINANCIAL ASSETS**		
	Security Deposits	98,99,290	99,53,290
	Unbilled revenue	4,98,460	-
	Others	5,36,072	1,34,260
	TOTAL OTHER CURRENT FINANCIAL ASSETS	**1,09,33,822**	**1,00,87,550**
11	**CURRENT TAX ASSETS (Net)**		
	Prepaid Taxes	9,31,88,866	9,19,27,139
	TOTAL CURRENT ASSETS	**9,31,88,866**	**9,19,27,139**
12	**OTHER CURRENT ASSETS**		
	Advance to Vendors	59,02,444	1,69,31,769
	Prepaid Expense	38,85,308	67,83,201
	Advances to employees	40,54,240	23,08,861
	TOTAL OTHER CURRENT ASSETS	**1,38,41,992**	**2,60,23,831**

N.C. Aggarwal & Co. * New Delhi * Chartered Accountants

JINDAL STAINLESS CORPORATE MANAGEMENT SERVICES PRIVATE LIMITED

13

A. Equity Share Capital

(Amount in Rs.)

Particulars	As at March 31, 2020	As at March 31, 2019
SHARE CAPITAL		
Authorised		
10,000 Equity Shares of ` 10/- each	1,00,000	1,00,000
Issued, Subscribed and Paid up		
10,000 Equity Shares of ` 10/- each	1,00,000	1,00,000

Reconciliation of the number of shares at the beginning and end of the Reporting year:

Particulars	As at March 31, 2020	As at March 31, 2019
Shares outstanding at the beginning of the year	10,000	10,000
Shares Issued during the year	-	-
Shares outstanding at the end of the year	**10,000**	**10,000**

Equity Shares of the Company held by Associate Company:

Particulars	As at March 31, 2020	As at March 31, 2019
Jindal Stainless Limited	5,000	5,000
Jindal Stainless (Hisar) Limited	5,000	5,000

Shares held by each shareholder holding more than 5% shares

Particulars	As at 31 March 2020		As at 31 March 2019	
	No of Shares held	% of holding	No of Shares held	% of holding
Jindal Stainless Limited	5,000	50.00	5,000	50.00
Jindal Stainless (Hisar) Limited	5,000	50.00	5,000	50.00
Total	**10,000**	**100%**	**10,000**	**100%**

Particulars	As at March 31, 2020	As at March 31, 2019
Aggregate number of bonus shares issued, shares issued for consideration other than cash and bought back shares during the period of five years immediately preceding the reporting date	NIL	NIL

Terms/Rights attached to Equity Shares

The Company has only one class of equity shares having a par value of ` 10/- per equity share. Each equity shareholder is entitled to one vote per share.

N.C. Aggarwal & Co. ★ New Delhi ★ Chartered Accountants

JINDAL STAINLESS CORPORATE MANAGEMENT SERVICES PRIVATE LIMITED

A. Equity Share Capital

	(Amount in Rs.)		(Amount in Rs.)
	Balance as at April 01, 2019	**Changes in equity share capital during 2019-20**	**Balance as at March 31, 2020**
	1,00,000	-	1,00,000

B. Other Equity

	(Amount in Rs.)		(Amount in Rs.)
	Reserves and Surplus	**Items of Other Comprehensive Income**	**Total**
	Retained Earnings	**Re-measurement of the net defined benefit plans**	**Total**
Balance as at April 1, 2017	61,84,780	39,26,255	1,01,11,035
Profit for the year	1,80,69,183	-	1,80,69,183
Re-measurement (losss)/gain of the net defined benefit plans	-	-40,82,541	-40,82,541
Balance as at March 31, 2018	**2,42,53,963**	**-1,56,286**	**2,40,97,676**
Balance as at April 1, 2018	2,42,53,963	-1,56,286	2,40,97,676
Profit for the year	3,31,75,367	-	3,31,75,367
Re-measurement (losss)/gain of the net defined benefit plans	-	-18,27,895	-18,27,895
Balance as at March 31, 2019	**5,74,29,330**	**-19,84,181**	**5,54,45,149**
Balance as at April 1, 2019	5,74,29,330	-19,84,181	5,54,45,149
Profit for the year	2,56,89,494	-	2,56,89,494
Re-measurement (loss)/gain of the net defined benefit plans	-	-5,64,902	-5,64,902
Balance as at March 31, 2020	**8,31,18,823**	**-25,49,082**	**8,05,69,741**

For N.C. AGGARWAL & CO.
Chartered Accountants
Firm Registration No: 003273N

G.K. Aggarwal
Partner
M.No.086622
Place : New Delhi

N.C. Aggarwal & Co. New Delhi Chartered Accountants

Vijay Kumar Sharma
Whole Time Director
DIN: 01468701

Sanjay Kumar Jain
Director
DIN: 01087276

JINDAL STAINLESS CORPORATE MANAGEMENT SERVICES PRIVATE LIMITED

Note No.	Particular	As at March 31 , 2020	As at March 31 , 2019
14	**LEASE OBLIGATION-NON CURRENT**		
	Provision for Lease payable-Non Current	4,64,95,741	-
	TOTAL LONG TERM PROVISIONS	**4,64,95,741**	-
14A	**LONG TERM PROVISIONS**		
	Provision for gratuity	53,51,371	1,49,98,111
	Provision for Leave Encashment	2,01,45,833	2,13,74,735
	Provision for NPS	-	-
	TOTAL LONG TERM PROVISIONS	**2,54,97,204**	**3,63,72,846**
14B	**DEFERRED TAX LIABILITY (NET)**		
	Difference between book & tax depreciation	-	-
	Total Deferred Tax Liability	-	-
15	**TRADE PAYABLE**		
	Due to Micro and Small Enterprise (refer note 23)	-	-
	Dues to other than Micro and Small enterprises	4,82,44,514	3,51,34,727
	Related party	1,40,47,489	1,36,26,153
	TOTAL TRADE PAYABLES	**6,22,92,002**	**4,87,60,880**
16	**OTHER FINANCIAL LIABILITIES**		
	Other Liabilities	3,39,12,049	3,08,03,909
	Dues to employees	7,47,437	11,95,031
	Provision for Lease Payable-Current	1,95,11,578	-
	Security Deposits-Received	-	19,25,00,000
	TOTAL OTHER FINANCIAL LIABILITIES	**5,41,71,064**	**22,44,98,940**
17	**OTHER CURRENT LIABILITIES**		
	Advance from Customers	19,07,28,781	3,04,69,077
	Other Outstanding Liabilities	3,45,91,907	85,10,900
	Statutory dues payable	85,24,480	83,58,578
	TOTAL OTHER CURRENT LIABILITIES	**23,38,45,169**	**4,73,38,555**
18	**SHORT TERM PROVISIONS**		
	Provision for Leave Encashment	66,35,811	55,76,402
	Provision for Pension Scheme	-	-
	TOTAL SHORT TERM PROVISIONS	**66,35,811**	**55,76,402**

N.C. Aggarwal & Co. New Delhi Chartered Accountants

JINDAL STAINLESS CORPORATE MANAGEMENT SERVICES PRIVATE LIMITED

Note No.	Particular	For the Year ended March 31, 2020	For the Year ended March 31, 2019
19	**REVENUE FROM OPERATIONS**		
	SALE OF SERVICES		
	Business Support Services	1,01,04,98,100	1,00,13,15,005
		1,01,04,98,100	**1,00,13,15,005**
19A	**OTHER INCOME**		
	Interest	51,70,251	16,168
		51,70,251	**16,168**
20	**EMPLOYEE BENEFITS EXPENSES**		
	Salaries and Wages	46,42,69,771	45,39,06,408
	Contribution to provident and other funds	2,17,74,330	1,99,08,097
	Staff Welfare Expenses	2,16,10,601	2,37,67,417
	TOTAL EMPLOYEE BENEFITS EXPENSES	**50,76,54,702**	**49,75,81,922**
21	**FINANCE COSTS**		
	Bank and Finance Charges	4,677	20,078
	Interest On Leased Plant & Machinery	70,13,731	-
	TOTAL FINANCE COSTS	**70,18,408**	**20,078**
22	**OTHER EXPENSES**		
	Rent	18,67,771	2,61,83,418
	Electricity Expenses	1,29,36,763	1,17,55,891
	Insurance	54,65,221	23,37,878
	Travelling and Conveyance	4,92,36,154	4,44,12,104
	Vehicle running and maintenance	92,61,687	52,65,601
	Postage and Telephone	99,75,689	3,86,22,040
	Legal and Professional	9,76,67,242	13,02,38,236
	Repair and Maintenance - Others	4,70,555	1,92,446
	Recruitment Expenses	24,23,397	2,04,52,994
	Printing and Stationary	27,54,563	40,40,415
	Auditors' Remuneration	3,47,500	2,59,550
	Cost Auditor Remuneration	-	-
	Net (Gain)/ Loss on foreign currency transactions	-4,900	3,544
	Advertisement and Publicity	16,19,25,637	10,49,99,670
	Office Exp	5,87,85,596	4,70,29,363
	Miscellaneous Expenses	2,09,69,146	1,41,74,530
	TOTAL OTHER EXPENSE	**43,40,82,022**	**44,99,67,679**
22A	**Loss on sale of Fixed Assets**		
	Loss on sale of Fixed Assets	3,44,894	-
	TOTAL LOSS ON SALE OF FIXED ASSETS	**3,44,894**	**-**



23. There are no Micro and Small Enterprises, to whom the company owes dues as at 31st March 2019. This information as required to be disclosed under the Micro, Small and Medium Enterprises Development Act, 2016 has been determined to the extent such parties have been Identified on the basic of information available with the Company.

24.Income Tax

The reconciliation between tax expense and product of net income before tax multiplied by enacted tax rates in India

S.No	Description	For the year ended March 31, 2020	For the year ended March 31, 2019
1.	Net Income/(Loss) before taxes	3,48,72,905	4,33,47,604
2.	Enacted tax rates for parent company	25.17%	27.82%
3.	Computed tax expense/(Income)	**87,76,813**	**1,20,59,303**
	Increase/(reduction) in taxes on account of:		
4.	Previous Year Tax Adjustments	9,71,500	(59,172)
	Income tax expense/(Income) reported	**97,48,313**	**1,20,00,132**

25.Segment Reporting

Company has only one operating segment i.e. Business Support services .Hence, segment reporting is not applicable. The Company has also no Geographical Segment.

26.Related Party Transactions

In accordance with the requirements of IND AS 24, i.e. related party disclosures, name of the related party, related party relationship, transactions and outstanding balances including commitments where control exits and with whom transactions have taken place during reported periods, are:

1. Key Management Personnel

Sr No	Name	Designation
1	Mr. Rajiv Rajvanshi	Whole Time Director cease from 08.05.2019
2	Mr. Sanjay Kumar Jain	Director
3	Mr. Vijay Sharma	Whole Time Director w.e.f. from 06.05.2019

2. Other Related Parties :

S No	Name of the entity in the Group	Principal place of operation/ Country of Incorporation	Principal Activities/Nature of Business	% Share holding/Voting Power	
				As at March 31,2020	As at March 31,2019
(i)	**Associate Company :**				
	Jindal Stainless Limited.	India	Stainless Steel manufacturing	50.00%	50.00%
	Jindal Stainless Hisar Ltd.	India	Stainless Steel manufacturing	50.00%	50.00%
(ii)	**Entities controlled by Key Management personnel or persons having substantial interest**				
	Jindal Stainless Steelway Ltd	India	Stainless Steel manufacturing		
	JSL Lifestyle Ltd.	India	Stainless Steel manufacturing		

N.C. Aggarwal & Co. New Delhi Chartered Accountants

JINDAL STAINLESS CORPORATE MANAGEMENT SERVICES PRIVATE LIMITED

c. Related Party Transactions

(Rs. in Amount)

		Associate Company		Key Management Personnel and their Relatives		Enterprises Where in Company/ Associate Company Having Substantial Interest	
S. No	Nature of Transactions	2019-20	2018-19	2019-20	2018-19	2019-20	2018-19
I	**Rendering of Services**	**1,18,37,44,055**	**1,19,09,37,700**	-	-	**27,52,743**	**1,77,00,000**
	Jindal Stainless (Hisar) Limited	60,32,91,633	60,30,33,740	-	-	-	-
	Jindal Stainless Limited	58,04,52,422	58,79,03,960	-	-	-	-
	Jindal Stainless Steelway Limited	-	-	-	-	27,52,743	1,77,00,000
II	**Rent Paid**	**2,71,44,720**	**2,71,44,720**	-	-	-	-
	Jindal Stainless (Hisar) Limited	-	-	-	-	-	-
	Jindal Stainless Limited	2,71,44,720	2,71,44,720	-	-	-	-
III	**Expenses Reimbursed/ to be Reimbursed**	**30,48,512**	**8,03,28,918**	-	-	**2,22,435**	-
	Jindal Stainless Limited	29,44,446	8,01,33,900	-	-	-	-
	Jindal Stainless (Hisar) Limited	1,04,066	1,95,018	-	-	-	-
	Jindal Stainless Steelway Limited	-	-	-	-	2,22,435	-
IV	**Amount Recovered/ to be Recovered**	**15,000**	-	-	-	**1,95,225**	**5,64,744**
	Jindal Stainless Limited	5,000	-	-	-	-	-
	Jindal Stainless (Hisar) Limited	10,000	-	-	-	-	-
	Jindal Stainless Steelway Limited	-	-	-	-	1,95,225	5,64,744
	JSL Lifestyle Limited	-	-	-	-	-	
V	**Purchase of Misc. Items**	-	-	-	-	**3,08,95,177**	**70,90,104**
	JSL Lifestyle Limited		-		-	3,08,95,177	69,02,597
	Jindal Stainless Limited						
	Jindal Stainless Steelway Limited						1,87,507
VI	**Remuneration Paid**					-	-

G. Aggarwal & Co. New Delhi Chartered Accountants

		-	-	3,06,09,602	1,67,48,351		
	Rajiv Rajvanshi			74,62,377	1,67,48,351		
	Vijay Sharma			1,34,69,869			
	SK Jain			96,77,356			
VII	**Amount Recoverable / Debtors**	-	**1,23,41,979**	-	-	-	**3,77,237**
	Jindal Stainless (Hisar) Limited		1,23,41,979				-
	Jindal Stainless Limited						
	Jindal Stainless Steelway Limited						3,77,237
VIII	**Amount Payable (including advance)**	**20,31,50,938**	**5,19,63,596**	-	-	**16,25,329**	**12,03,993**
	Jindal Stainless Limited	11,51,85,057	5,19,63,596				-
	Jindal Stainless (Hisar) Limited	8,79,65,882					
	Jindal Stainless Steelway Limited					27,211	
	JSL Lifestyle Limited					15,98,119	12,03,993

Key Management Personnel (KMP) **(Rs in Amount)**

Particulars	Year Ended March 31, 2020	Year Ended March 31, 2019
Short-Term benefits	1,98,55,868	1,17,58,569
Defined contribution plan $ #	1,07,53,734	49,89,782
	3,06,09,602	**1,67,48,351**

As the liability for gratuity and leave encashment are provided on actuarial basis for the Company as a whole, amounts. accrued pertaining to key managerial personnel are not included above.

$ including PF, leave encashment paid and any other benefit.

27.Earning Per Share (EPS) computed in accordance with Indian Accounting Standard 33 " Earning Per Share ".

S no	Particulars	As at 31.03.2020	As at 31.03.2019
a.	Net Profit/(Loss) after Tax as per P & L A/c for basic EPS	**26,569,238**	**33,175,367**
b.	Weighted Average No. of Equity Shares for Basic EPS	10,000	10,000
c.	Weighted average No. of Equity Shares for Diluted EPS	10,000	10,000
	Basic EPS Per Share (in ₹)	2656.92	3317.54
	Diluted EPS Per Share (in ₹) *	2656.92	3317.54
	Face Value Per Share (in ₹)	10.00	10.00

N.C. Aggarwal & Co. New Delhi Chartered Accountants

28.Financial risk management

Financial risk factors

The Company's principal financial liabilities, comprise trade and other payables. The main purpose of these financial liabilities is to manage finances for the Company's operations. The Company has trade and other receivable. The Company's activities expose it to a variety of financial risks:

i) Market risk
Market risk is the risk that the fair value or future cash flows of a financial instrument will fluctuate because of changes in market prices. Market prices comprise three types of risk: currency rate risk, interest rate risk and other price risks, such as equity price risk and commodity risk. The company is not materially affected by market risk.

ii) Credit risk
Credit risk is the possible risk that a counter party may not to settle its agreed obligation under a financial instrument or customer contract, leading to a financial loss.

Trade Receivable
The Company is having two main customer and credit is monitored regularly as per agreed terms and the company has taken advances from the customer.

iii) Liquidity risk
Liquidity risk is the risk that the Company may not be able to meet its present and future cash and collateral obligations without incurring unacceptable losses.

The Company's overall risk management programme focuses on the unpredictability of financial markets and seeks to minimise potential adverse effects on the Company's financial performance.

Liquidity risk

The Company's objective is to; at all times maintain optimum levels of liquidity to meet its cash and collateral requirements.

The table below provides undiscounted cash flows towards trade payable and other financial liabilities into relevant maturity based on the remaining period at the balance sheet to the contractual maturity date.

(Rs. in Amount)

Particulars	As at March 31, 2020					
	Carrying Amount	On Demand	Less than 6 months	6 to 12 months	> 1 years	Total
Trade payables	6,22,92,002	-	6,22,92,002	-	-	6,22,92,002
Other Financial liabilities	3,46,59,486	-	3,46,59,486	-	-	3,46,59,486
Total	**9,69,51,489**		**9,69,51,489**	**-**		**9,69,51,489**

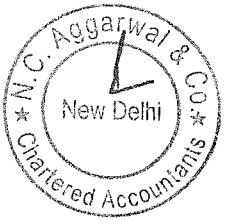

(Rs. in Amount)

Particulars	As at March 31, 2019					
	Carrying Amount	On Demand	Less than 6 months	6 to 12 months	> 1 years	Total
Trade payables	487,60,880	-	4,79,58,403	8,02,477	-	4,87,60,880
Other Financial liabilities	22,44,98,940	-	22,44,98,940	-	-	22,44,98,940
Total	**273,245,920**		**272,457,343**	**802,477**		**273,259,820**

Competition and price risk

The company is in operation for business Support services serving limited clients. The company does not envisage any competition and price risk as the price charged are contractual.

Capital risk management

The Company does not have any Long term debts, hence the company is not exposed to capital risk and gearing ratio does not apply.

29.Fair value of financial assets and liabilities

Set out below is a comparison by class of the carrying amounts and fair value of the Company's financial instruments that are recognised in the financial statements.

(Rs. in Amount)

Particulars	As at March 31, 2020		As at March 31, 2019	
	Carrying amount	Carrying amount	Carrying amount	Fair Value
Financial assets designated at amortized cost				
Cash and cash equivalents	30,15,745	30,15,745	63,47,029	3,72,02,441
	30,15,745	**30,15,745**	**63,47,029**	**3,72,02,441**
Financial liabilities designated at amortized cost				
Trade payables	6,22,92,002	6,22,92,002	4,87,60,880	4,87,60,880
Other financial liabilities	3,46,59,486	3,46,59,486	22,44,98,940	22,44,98,940
	9,69,51,489	**9,69,51,489**	**273,259,820**	**273,259,820**

Fair Value Hierarchy

The following table provides the fair value measurement hierarchy of Company's asset and liabilities, grouped into Level 1 to Level 3 as described below:

63

• level 1 –

Quoted prices for identical assets / liabilities in active markets. It includes fair value of financial instruments traded in active markets and are based on quoted market prices at the balance sheet date (like Mutual funds units) .

• level 2 -

Inputs that are observable for the asset / liability (other than level 1 inputs), either directly (that is, as prices) or indirectly (that is, derived from prices). It includes fair value of the financial instruments that are not traded in an active market , is determined by using valuation techniques. If all significant inputs required to fair value an instrument are observable then instrument is included in level 2.

• level 3 -

Significant Inputs for the asset or liability (instrument) that are not based on observable market data, is included in level 3

N.C. Aggarwal & Co. New Delhi

Assets / Liabilities measured at fair value (Accounted)

The company does not have any financial assets or financial Liability where fair value is accounted for each of the financial year ended 31st March, 2020, and 31st March, 2019.

Assets / Liabilities for which fair value is disclosed:

Particulars	As at March 31, 2020		
	Level 1	Level 2	Level 3
Financial liabilities			
Other financial liabilities	-	3,46,59,486	-

Particulars	As at March 31, 2019		
	Level 1	Level 2	Level 3
Financial liabilities			
Other financial liabilities	-	22,44,98,940	-

During the year ended March 31, 2020 and March 31, 2019, there were no transfers between Level 1 and Level 2 fair value measurements, and no transfer into and out of Leve 3 fair value measurements. There is no transaction/balance under level 3.

30.Retirement Benefit Obligation

The disclosure as reported by actuary is given here under :

1. Expense recognised for Defined Contribution plan

(Amount in Rs.)

Particulars	For the year ended March 31, 2020	For the year ended March 31, 2019
Company's contribution to provident fund	1,74,05,771	1,70,47,527
Company's contribution to ESI	29,839	32,752
Company's contribution to superannuation fund	-	-
Total	**1,74,35,610**	**1,77,64,959**

Below tables sets forth the changes in the projected benefit obligation and plan assets and amounts recognized in Balance Sheet as of March 31, 2020 and March 31, 2019, being the respective measurement dates:

31.Movement in Defined benefit obligation

a.) Gratuity

(Amount in Rs.)

Particulars	Gratuity (Unfunded) as on 31.03.2020	Gratuity (Unfunded) as on 31.03.2019
Present value of the obligation at the beginning of the year	4,49,51,687	4,02,76,130
Interest cost	33,10,055	30,13,782
Current service cost	58,91,982	50,69,963
Benefits paid	-79,30,660	-57,72,804
Acquisitions / Transfer in/ Transfer out	-	-
Remeasurements - actuarial loss/ (gain)	-1,26,166	23,64,616
Present value of the obligation at the end of the year	4,60,96,898	4,49,51,687

N. C. Aggarwal & Co. New Delhi Chartered Accountants

Particulars	Leave Encashment (unfunded) as on 31.03.2020	Leave Encashment (unfunded) as on 31.03.2019
Present value of the obligation at the beginning of the year	2,69,51,136	2,39,09,589
Interest cost	18,63,010	16,43,070
Current service cost	14,04,143	14,04,143
Benefits paid	(1,00,78,990)	(85,51,108)
Remeasurements - actuarial loss/ (gain)	71,71,644	85,45,442
Increase/(Decrease) due to effect of any business combination,divestitures,Transfers	(7,56,40)	
Present value of the obligation at the end of the year	2,67,81,644	2,69,51,136

32.Movement in Plan Assets – Gratuity

Particulars	For the year ended March 31, 2020	For the year ended March 31, 2019
Fair value of plan assets at beginning of year	2,99,53,576	2,85,91,845
Transfer During the Year		
Interest Income	26,53,670	21,72,980
Contributions	1,69,50,000	51,20,000
Actuarial Gain / Loss	-	-
Amount received on redemption of plan assets	-	-
Acquisitions / Transfer in/ Transfer out	-	-
Expected return on plan assets	(8,81,059)	(1,58,445)
Fair value of plan assets at end of year	4,07,45,527	2,99,53,576

The components of the gratuity &leave encashment cost are as follows:

33. Recognised in profit and loss

a.) Gratuity

(Rs. in Amount)

Particulars	For the year ended on 31st March 2019	For the year ended on 31st March 2019
Current Service cost	58,91,981	50,69,963
Net Interest cost	6,56,385	8,40,801
Expected return on plan assets	-	-
Remeasurements - Actuarial loss/(gain)	7,54,893	25,23,061
Past service cost	-	-
Expenses recognized in P&L A/c	6,548,367	5,910,765
Actual return on plan assets	-	-
Defined Benefit Cost Included in P&L including OCI	7,303,260	8,433,826



b.) Leave Encashment (Compensated Absence)

(Rs. in Amount)

Particulars	For the year ended on 31st March 2020	For the year ended on 31st March 2019
Current Service cost	16,29,884	14,04,143
Interest cost	18,63,010	16,43,070
Expected return on plan assets	-	-
Remeasurements - Actuarial loss/(gain)	71,72,644	85,45,442
Past service cost	-	-
Expenses recognized in P&L A/c	-	-
Defined Benefit Cost Included in P&L	1,06,65,538	1,15,92,655

34.Recognised in other comprehensive income

(Rs. in Amount)

Particulars	Gratuity for the year ended on 31st March 2019	Gratuity for the year ended on 31st March 2019
Remeasurements - Actuarial loss/(gain)	7,54,893	25,23,061

35.The principal actuarial assumptions used for estimating the Company's defined benefit obligations are set out below:

Weighted average actuarial assumptions	As of 31st March, 2020	As of 31st March, 2019
Attrition rate	NA	NA
Discount Rate	6.70%	7.70%
Expected Rate of increase in Compensation levels	5.50%	6.00%
Expected Rate of Return on Plan Assets	NA	NA
Mortality rate	Indian Assured Lives Mortality (IALM) (2006-08) (modified) Ult	Indian Assured Lives Mortality (IALM) (2006-08) (modified) Ult
Expected Average remaining working lives of employees (years)	20.56	20.59

The assumption of future salary increase takes into account the inflation, seniority, promotion and other relevant factors such as supply and demand in employment market. Same assumptions were considered for comparative period i.e. 2019-20 as considered in previous GAAP on transition to IND AS.

36.Sensitivity analysis:

a.) Gratuity

(Rs. in Amount)

Particulars	Change in Assumption	Effect for the year ended on 31st March, 2020
Discount rate	0.5%	4,39,80,990
	(0.5)%	4,83,82,673
Salary Growth rate	0.5%	4,82,68,401
	(0.5)%	4,40,66,154

b.) Leave Encashment (Compensated Absence)

Particulars	Change in Assumption	Effect for the year ended on 31st March, 2020
Discount rate	0.5%	2,60,62,562
	(0.5)%	2,75,55,803
Salary Growth rate	0.5%	2,76,21,024
	(0.5)%	2,59,94,141

C. Aggarwal & Co. New Delhi Chartered Accountants

The above sensitivity analysis is based on a change in an assumption while holding all other assumptions constant. In practice, this is unlikely to occur, and changes in some of the assumptions may be correlated. When calculating the sensitivity of the defined benefit obligation to significant actuarial assumptions the same method (projected unit credit method) has been applied as when calculating the defined benefit obligation recognised within the Balance Sheet.

37.History of experience adjustments is as follows:

(Rs. in Amount)

Particulars	Gratuity	Leave Encashment
For the year ended March 31, 2019		
Plan Liabilities - (loss)/gain	-25,43,776	55,98,499
Plan Assets - (loss)/gain	-	-
For the year ended March 31, 2019		
Plan Liabilities - (loss)/gain	27,29,920	86,79,837
Plan Assets - (loss)/gain	-	-

Estimate of expected benefit payments (In absolute terms i.e. undiscounted)

Particulars	Gratuity	Compensated Absence
April 2020- March 2021	48,37,,009	66,35,811
April 2021- March 2022	18,00,489	44,27,193
April 2022- March 2023	38,08,184	38,89,074
April 2023- March 2024	14,07,532	28,40,712
April 2024- March 2025	92,50,174	28,30,852
April 2025 onwards	2,87,27,983	39,52,997

38.Statement of Employee benefit provision

(Rs. in Amount)

Particulars	For the year ended March 31, 2020	For the year ended March 31, 2019
Gratuity*	53,51,371	1,49,98,111
Compensated absences	2,67,81,644	2,69,51,136
Other employee benefits	-	-
Total	**3,21,33,015**	**4,19,49,247**

The following table sets out the funded status of the plan and the amounts recognised in the Company's balance sheet.

39.Current and non-current provision for Gratuity and leave encashment

(Rs. in Amount)

Particulars	Gratuity	Leave Encashment
Current provision	-	66,35,811
Non-current provision	53,51,371	2,01,45,833
Total Provision	**53,51,371**	**2,67,81,644**

40. Employee benefit expenses

(Figure in No.)

Particulars	For the year ended March 31, 2020	For the year ended March 31, 2019
Average no of people employed	248	246

N.C. Aggarwal & Co. Chartered Accountants New Delhi

OCI presentation of defined benefit plan

-Gratuity is in the nature of defined benefit plan, Re-measurement gains/(losses) on defined benefit plans is shown under OCI as Items that will not be reclassified to profit or loss and also the income tax effect on the same.

-Leave encashment cost is in the nature of short term employee benefits.

Presentation in Statement of Profit and Loss and Balance Sheet

Expense for service cost, net interest on net defined benefit liability (asset) is charged to Statement of Profit & Loss.

IND AS 19 do not require segregation of provision in current and non-current, however net defined liability (Assets) is shown as current and non-current provision in balance sheet as per IND AS 1.

Actuarial liability for short term benefits (leave encashment cost) is shown as current and non-current provision in balance sheet.

When there is surplus in defined benefit plan, company is required to measure the net defined benefit asset at the lower of; the surplus in the defined benefit plan and the assets ceiling, determined using the discount rate specified, i.e. market yield at the end of the reporting period on government bonds, this is applicable for domestic companies, foreign company can use corporate bonds rate.

The Company assesses these assumptions with its projected long-term plans of growth and prevalent industry standards. The mortality rates used are as published by one of the leading life insurance companies in India.

41. Other Disclosures

a) Auditors Remuneration

(Rs in Amount)

Particulars	For the year ended 31st March, 2020	For the year ended 31st March, 2019
Statutory Auditor		
a) Audit Fees	2,44,000	1,54,000
b) Tax Audit Fees	66,000	66,000
Total	**3,10,000**	**2,20,000**

b) The Company has not given any loan or given any guarantee or made Investment with respect to the parties covered under section 186(4) of the Companies Act, 2013.

42. Previous year figures have been regrouped/ rearranged, wherever considered necessary to conform to current year's classification.

43. Figures in the Statement of Profit and loss account for the current year is not comparable with previous year as the previous year figures in the Statement of Profit and Loss account is of five months.

44. Figures in bracket indicate previous year figures.

45. Notes 1 to 45 are annexed to and form an integral part of financial statements.



N.C. AGGARWAL & CO.

CHARTERED ACCOUNTANTS

102, Harsha house, Karampura Commercial Complex
New Delhi-110 015.Ph.(O) 25920555-56(R) 25221561
E-Mail : nc.aggarwal@gmail.com, nc.a@rediffmail.com.

The Board of Directors,
JINDAL STAINLESS CORPORATE MANAGEMENT SERVICES PRIVATE LIMITED
O.P. Jindal Marg,
Hisar – 125005

We have audited the accompanying financial statements of **JINDAL STAINLESS CORPORATE MANAGEMENT SERVICES PRIVATE LIMITED** ("the Company") as at 30th September, 2020 which comprise of Balance Sheet, the Statement of Profit and Loss, the Statement of Changes in Equity and, the Cash Flow Statement for the six months ended, and notes to the financial statements, including a summary of significant accounting policies.

In our opinion, and to the best of our information and according to the explanations given to us, the accompanying financial statements give a true and fair view of the state of affairs of the Company as at 30th September, 2020, and of its results of operations and its cash flows for the half year ended in accordance with the financial reporting provisions.

Basis for Opinion

We conducted our audit in accordance with the Standards on Auditing (SAs) specified under section 143(10) of the Companies Act, 2013. Our responsibilities under those Standards are further described in the Auditor's Responsibilities for the Audit of the Financial Statements section of our report. We are independent of the Company in accordance with the Code of Ethics issued by the Institute of Chartered Accountants of India together with the ethical requirements that are relevant to our audit of the financial statements under the provisions of the Companies Act, 2013 and the Rules thereunder, and we have fulfilled our other ethical responsibilities in accordance with these requirements and the Code of Ethics. We believe that the audit evidence we have obtained is sufficient and appropriate to provide a basis for our opinion.

Other Matters

We draw attention to the fact that accompanying financial statements, are made specifically for the purpose of Composite Scheme of Arrangement of Amalgamation of Jindal Stainless Corporate Management Services Private Limited with Jindal Stainless Limited, for six months ended 30th September, 2020 and as a result, the financial statements may not be suitable for another purpose. Our opinion is not modified in respect of this matter.



Management's Responsibility for the Financial Statements

The Company's Board of Directors is responsible for the matters stated in section 134(5) of the Act with respect to the preparation of these financial statements that give a true and fair view of the financial position, financial performance including other comprehensive income, cash flows and changes in equity of the Company in accordance with the Ind AS and other accounting principles generally accepted in India.

This responsibility also includes maintenance of adequate accounting records in accordance with the provisions of the Act for safeguarding the assets of the Company and for preventing and detecting frauds and other irregularities; selection and application of appropriate accounting policies; making judgments and estimates that are reasonable and prudent; and design, implementation and maintenance of adequate internal financial controls, that were operating effectively for ensuring the accuracy and completeness of the accounting records, relevant to the preparation and presentation of the financial statement that give a true and fair view and are free from material misstatement, whether due to fraud or error.
In preparing the financial statements, management is responsible for assessing the Company's ability to continue as a going concern, disclosing, as applicable, matters related to going concern and using the going concern basis of accounting unless management either intends to liquidate the Company or to cease operations, or has no realistic alternative but to do so.

Auditors' Responsibility

Our objectives are to obtain reasonable assurance about whether the financial statements as a whole are free from material misstatement, whether due to fraud or error, and to issue an auditor's report that includes our opinion. Reasonable assurance is a high level of assurance, but is not a guarantee that an audit conducted in accordance with SAs will always detect a material misstatement when it exists. Misstatements can arise from fraud or error and are considered material if, individually or in the aggregate, they could reasonably be expected to influence the economic decisions of users taken on the basis of these financial statements.

As part of an audit in accordance with SAs, we exercise professional judgment and maintain professional skepticism throughout the audit. We also:

- Identify and assess the risks of material misstatement of the financial statements, whether due to fraud or error, design and perform audit procedures responsive to those risks, and obtain audit evidence that is sufficient and appropriate to provide a basis for our opinion. The risk of not detecting a material misstatement resulting from fraud is higher than for one resulting from error, as fraud may involve collusion, forgery, intentional omissions, misrepresentations, or the override of internal control.



- Obtain an understanding of internal financial control relevant to the audit in order to design audit procedures that are appropriate in the circumstances. Under Section 143(3)(i) of the Act, we are also responsible for expressing our opinion on whether the Company has adequate internal financial controls system in place and the operating effectiveness of such controls.

- Evaluate the appropriateness of accounting policies used and the reasonableness of accounting estimates and related disclosures made by the management.

- Conclude on the appropriateness of management's use of the going concern basis of accounting and, based on the audit evidence obtained, whether a material uncertainty exists related to events or conditions that may cast significant doubt on the Company's ability to continue as a going concern. If we conclude that a material uncertainty exists, we are required to draw attention in our auditor's report to the related disclosures in the financial statements or, if such disclosures are inadequate, to modify our opinion. Our conclusions are based on the audit evidence obtained up to the date of our auditor's report. However, future events or conditions may cause the Company to cease to continue as a going concern.

- Evaluate the overall presentation, structure and content of the financial statements, including the disclosures, and whether the financial statements represent the underlying transactions and events in a manner that achieves fair presentation.

Materiality is the magnitude of misstatements in the financial statements that, individually or in aggregate, makes it probable that the economic decisions of a reasonably knowledgeable user of the financial statements may be influenced. We consider quantitative materiality and qualitative factors in (i) planning the scope of our audit work and in evaluating the results of our work; and (ii) to evaluate the effect of any identified misstatements in the financial statements

We communicate with those charged with governance regarding, among other matters, the planned scope and timing of the audit and significant audit findings, including any significant deficiencies in internal control that we identify during our audit.

We also provide those charged with governance with a statement that we have complied with relevant ethical requirements regarding independence, and to communicate with them all relationships and other matters that may reasonably be thought to bear on our independence, and where applicable, related safeguards.



From the matters communicated with those charged with governance, we determine those matters that were of most significance in the audit of the financial statements for the financial six months ended September 30, 2020 and are therefore the key audit matters. We describe these matters in our auditor's report unless law or regulation precludes public disclosure about the matter or when, in extremely rare circumstances, we determine that a matter should not be communicated in our report because the adverse consequences of doing so would reasonably be expected to outweigh the public interest benefits of such communication.

For N.C. Aggarwal & Co.
Chartered Accountants
Firm Registration No. 003273N

G. K. Aggarwal
Partner
M. No.086622
Date: 27th November, 2020
Place: New Delhi
UDIN NO: 20086622AAABRS8005

JINDAL STAINLESS CORPORATE MANAGEMENT SERVICES PRIVATE LIMITED

Balance Sheet as an 30th Sep 2020

(Amount in Rs.)

Particulars	Note No.	As at Sep 30, 2020	As at March 31, 2020
ASSETS			
Non-current assets			
(a) Property, Plant and Equipment	5	5,22,97,041	5,50,00,427
(b) Right to Use Assets	5A	5,27,44,313	6,31,83,719
(c) Other Intangible Assets	5A	11,08,081	-
(c) Capital Work in Progress		7,12,698	-
(d) Deferred tax assets (net)	6	51,23,534	45,62,844
(e) Other non-current assets	6A	29,92,91,219	26,58,79,319
Current assets			
(a) Financial Assets			
(i) Trade receivables	7	-	-
(ii) Cash and cash equivalents	8	57,80,002	30,15,745
(iii) Loans	9	-	-
(iv) Others	10	85,71,471	1,09,33,822
(b) Current Tax Assets (Net)	11	8,37,49,748	9,31,88,866
(c) Other current assets	12	1,49,47,022	1,38,41,995
Total Assets		**52,43,25,127**	**50,96,06,732**
EQUITY AND LIABILITIES			
(a) Equity Share capital	13	1,00,000	1,00,000
(b) Other Equity	13A	9,06,12,821	8,05,69,741
Non-current liabilities			
Lease Obligation-Non Current	14	3,71,62,049	4,64,95,741
Provisions	14A	3,08,03,325	2,54,97,204
Deferred tax Liabilities (net)	14B	-	-
Current liabilities			
(a) Financial Liabilities			
(i) Trade payables	15	2,83,03,667	6,22,92,003
(ii) Other financial liabilities	16	4,22,80,819	5,41,71,064
(b) Other current liabilities	17	29,50,62,448	23,38,45,168
(c) Provisions	18	-	66,35,811
Total Equity and Liabilities		**52,43,25,127**	**50,96,06,732**

Notes 1 to 45 form an integral part of these financial statements

This is the Statements of profit and loss referred to in our report of even date.

N.C. AGGARWAL & CO.
Chartered Accountants
Firm Registration No. 003273N

G.K. Aggarwal
Partner
M.No. 086622

N.C. AGGARWAL & CO. NEW DELHI CHARTERED ACCOUNTANTS

Vijay Kumar Sharma
Director
DIN: 01468701

Sanjay Kumar Jain
Director
DIN: 01087276

Place: New Delhi
Date: 27th November 2020

JINDAL STAINLESS CORPORATE MANAGEMENT SERVICES PRIVATE LIMITED
Statement of Profit and Loss for the period ended on 30th Sep, 2020

(Amount in Rs.)

	Particulars	Note No.	For the period ended Sep 30, 2020	For the Year ended March 31, 2020
(I)	**INCOME**			
	Revenue from operations	19	32,79,11,372	1,01,04,98,100
	Other Income /(Loss)	19A	34,08,525	51,70,251
	TOTAL(I)		**33,13,19,897**	**1,01,56,68,351**
(II)	**EXPENSES**			
	Employee benefits expenses	20	19,07,68,537	50,76,54,702
	Finance costs	21	31,14,319	70,18,408
	Depreciation and amortization expense	5	1,72,80,537	3,09,40,529
	Other expenses	22	10,71,08,115	43,40,82,022
	Loss on Sale of Fixed Assets	22A	-	3,44,894
	TOTAL(II)		**31,82,71,507**	**98,00,40,553**
(III)	**Profit/ (Loss) before tax (I-II)**		**1,30,48,390**	**3,56,27,798**
(IV)	**Tax expense**			
	Provision for Current Tax		35,66,000	71,73,279
	Provision for Deferred Tax		(5,60,689)	27,65,025
	Total Tax Expense(IV)		30,05,311	99,38,304
(V)	**Profit before other comprehensive income (III-IV)**		**1,00,43,080**	**2,56,89,494**
(VI)	**Other Comprehensive Income**			
	Items that will not be reclassified to profit or loss :			
	Re-measurement (losses)/ profit on defined benefit plans		-	(7,54,893)
			-	1,89,991
	Income tax relating to items that will not be reclassified to profit or loss			
	Total Other Comprehensive Income (VI)		-	**(5,64,902)**
(VII)	**Total Comprehensive income for the year(V+VI)**		**1,00,43,080**	**2,51,24,592**
(VIII)	Earnings per share (in ₹)			
	Basic		**1,004.31**	**2,568.95**
	Diluted		**1,004.31**	**2,568.95**

Notes 1 to 45 form an integral part of these financial statements
This is the Statements of profit and loss referred to in our report of even date.

N.C. AGGARWAL & CO.
Chartered Accountants
Firm Registration No. 003273N

G.K. Aggarwal
Partner
M.No. 086622

N.C. AGGARWAL & CO. * CHARTERED ACCOUNTANTS * NEW DELHI

Vijay Kumar Sharma
Director
DIN: 01468701

Sanjay Kumar Jain
Director
DIN: 01087276

Place: New Delhi
Date: 27th November 2020

JINDAL STAINLESS CORPORATE MANAGEMENT SERVICES PRIVATE LIMITED
Cash Flow Statement for the half year ended 30th Sep 2020

(Amount in Rs.)

Particulars	Half Year Ended 30th Sep, 2020		Year Ended 31st March, 2020	
A. CASH INFLOW (OUTFLOW) FROM THE OPERATING ACTIVITIES				
NET PROFIT BEFORE TAX		1,30,48,384		3,56,27,798
Adjustments for				
Add/(Less)				
Depreciation	1,72,80,537		3,04,79,887	
Miscellaneous Expenditure written off		1,72,80,537		3,04,79,887
OPERATING PROFIT BEFORE WORKING CAPITAL CHANGES		3,03,28,921		6,61,07,684
Adjustments for:-				
Sundry Debtors	-		-	
Loans and Advances and Other Assets	1,06,96,441		1,09,58,132	
Trade and Other Payable	46,75,317	1,53,71,757	6,56,34,474	7,65,92,607
CASH GENERATED FROM OPERATIONS		4,57,00,678		14,27,00,291
Tax Paid		(35,66,000)		(71,73,279)
NET CASH INFLOW / (OUT FLOW) FROM OPERATING ACTIVITIES		4,21,34,678		13,55,27,011
B. CASH INFLOW / (OUTFLOW) FROM INVESTMENT ACTIVITIES				
Purchase of fixed assets	(59,58,521)		(12,31,82,553)	
Sale of fixed assets	-		26,71,847	
Advance for fixed assets	(3,34,11,900)		(1,83,47,589)	
NET CASH INFLOW / (OUTFLOW) FROM INVESTING ACTIVITIES		**(3,93,70,421)**		**(13,88,58,295)**
C. CASH INFLOW/(OUTFLOW) FROM FINANCING ACTIVITIES				
Interest paid	-		-	
NET CASH INFLOW / (OUTFLOW) USED IN FINANCING ACTIVITIES		-		-
NET CHANGES IN CASH AND CASH EQUIVALENT		27,64,257		(33,31,284)
Opening Cash and Cash Equivalent		30,15,745		63,47,029
Closing Cash and Cash Equivalent		57,80,002		30,15,745
NET CASH FLOW DURING THE YEAR		**27,64,257**		**(33,31,284)**

NOTE:
Previous year's figures have been regrouped wherever necessary.

As per our report of even date attached

For N.C. AGGARWAL & CO.
Chartered Accountants
Firm Registration No: 003273N

N.C. AGGARWAL & CO. * CHARTERED ACCOUNTANTS * NEW DELHI

G.K. Aggarwal
Partner
M.No.086622
Place : New Delhi
Date: 27th November 2020

Vijay Kumar Sharma
Director
DIN: 01468701

Sanjay Kumar Jain
Director
DIN: 01087276

JINDAL STAINLESS CORPORATE MANAGEMENT SERVICES PRIVATE LIMITED

A. Equity Share Capital

(Amount in Rs.)

	Balance as at April 01, 2020	Changes in equity share capital during 2020-21	Balance as at Sep 30, 2020
	1,00,000	-	1,00,000

B. Other Equity (Amount in Rs.)

(Amount in Rs.)

	Reserves and Surplus	Items of Other Comprehensive Income	Total
	Retained Earnings	Re-measurement of the net defined benefit plans	Total
Balance as at April 1, 2018	2,42,53,963	-1,56,286	2,40,97,676
Profit for the year	3,31,75,367	-	3,31,75,367
Re-measurement (losss)/gain of the net defined benefit plans	-	-18,27,895	-18,27,895
Balance as at March 31, 2019	**5,74,29,330**	**-19,84,181**	**5,54,45,149**
Balance as at April 1, 2019	5,74,29,330	-19,84,181	5,54,45,149
Profit for the year	2,56,89,494	-	2,56,89,494
Re-measurement (losss)/gain of the net defined benefit plans	-	-5,64,902	-5,64,902
Balance as at March 31, 2020	**8,31,18,823**	**-25,49,082**	**8,05,69,741**
Balance as at April 1, 2020	8,31,18,823	-25,49,082	8,05,69,741
Profit for the year	1,00,43,080	-	1,00,43,080
Re-measurement (loss)/gain of the net defined benefit plans	-	-	-
Balance as at Sep 30, 2020	**9,31,61,903**	**-25,49,082**	**9,06,12,821**

For N.C. AGGARWAL & CO.
Chartered Accountants
Firm Registration No: 003273N

N.C. AGGARWAL & CO. * CHARTERED ACCOUNTANTS * NEW DELHI

G.K. Aggarwal
Partner
M.No.086622
Place : New Delhi
Date: 27th November 2020

Vijay Kumar Sharma
Director
DIN: 01468701

Sanjay Kumar Jain
Director
DIN: 01087276

Notes to Financial Statements

1. Corporate and General Information

Jindal Stainless Corporate Management Services Private Limited ("JSCMSCL)" or "the Company") is domiciled and incorporated in India. The Company is a providing Consultancy Services to Stainless Steel Industry. The Registered Office of the Company is located at O.P. Jindal Marg, Hisar.

2. Basis of preparation

The financial statements have been prepared complying in all material respects with the accounting standards notified under Section 133 of the Companies Act 2013, read together with paragraph 7 of the Companies (Accounts) Rule 2016, as amended. The financial statements comply with IND AS notified by Ministry of Company Affairs ("MCA"). The Company has consistently applied the accounting policies used in the preparation for all periods presented. The financial statement has been prepared considering all IND AS as notified by MCA till reporting date i.e. September 30, 2020
The significant accounting policies used in preparing the financial statements are set out in Note no. 3 of the Notes to Financial Statements.

The preparation of the financial statements requires management to make estimates and assumptions. The estimates and underlying assumptions are reviewed on an ongoing basis. Revisions to accounting estimates are recognised in the period in which the estimate is revised if the revision effects only that period or in the period of the revision and future periods if the revision affects both current and future years (refer Note no. 4 on critical accounting estimates, assumptions and judgements).

3.0 Significant Accounting Policies

3.1 Basis of Measurement

The Financial statements have been prepared on accrual basis and under the historical cost convention except following which have been measured at fair value:

- financial assets and liabilities except borrowings carried at amortised cost,
- defined benefit plans – plan assets measured at fair value,

The Financial statements are presented in Indian Rupees, which is the Company's functional and presentation currency and all amounts are rounded to the nearest decimals, except as stated otherwise..

3.2 Property, Plant and Equipment

Category of Assets	Years
Furniture & Fittings	10
Office Equipment's	5
Computer Equipment	3
Vehicle	8
Electric Installation	10
Leased Assets	As per Contract Term

The gain or loss arising on the disposal or retirement of an item of property, plant and equipment is determined as the difference between the sales proceeds and the carrying amount of the asset and is recognised in the Statement of Profit and Loss on the date of disposal or retirement.

3.3 Impairment of non-current assets

An asset is considered as impaired when at the date of Balance Sheet there are indications of impairment and the carrying amount of the asset, or where applicable the cash generating unit to which the asset belongs exceeds its recoverable amount (i.e. the higher of the net asset selling price and value in use).The carrying amount is reduced to the recoverable amount and the reduction is recognized as an impairment loss in the Statement of Profit and Loss. The impairment loss recognized in the prior accounting period is reversed if there has been a change in the estimate of recoverable amount. Post impairment, depreciation is provided on the revised carrying value of the impaired asset over its remaining useful life.

N.C. AGGARWAL & CO. NEW DELHI CHARTERED ACCOUNTANTS

3.4 Cash and cash equivalents

Cash and cash equivalents are financial assets. Cash and cash equivalents consist of cash and short-term highly liquid investments that are readily convertible to cash with original maturities of three months or less at the time of purchase and are carried at cost plus accrued interest.

3.5 Employee benefits

a) Short term employee Benefit:
All employees' benefits payable wholly within twelve months of rendering services are classified as short term Employee benefits. Benefits such as salaries, wages, short-term compensated absences, performance incentives etc., and the expected cost of bonus, ex-gratia are recognised during the period in which the employee renders related service.

b) Defined Contribution Plan:
Contributions to the Employees' Provident Fund and Employee's State Insurance are recognized as Defined Contribution Plan and charged as expenses in the year in which the employees render the services.

c) Defined Benefit Plan:

The Provident Fund (Funded), Leave Encashment and Gratuity are defined benefit plans. The cost of providing benefits under the defined benefit plan is determined using the projected unit credit method with actuarial valuations being carried out at each balance sheet date, which recognises each period of service as giving rise to additional unit of employee benefit entitlement and measure each unit separately to build up the final obligation.

Re-measurements, comprising of actuarial gains and losses ,the effect of the asset ceiling , excluding amounts included in net interest on the net defined benefit liability and the return on the plan assets (excluding amounts included in net interest on the net defined benefit liability), are recognised immediately in the balance sheet with a corresponding debit or credit to retained earnings through other comprehensive income in the period in which they occur. Re-measurements are not classified to the statement of profit and loss in subsequent periods. Past Service cost is recognised in the statement of profit and loss in the period of plan amendment.

Net Interest is calculated by applying the discount rate to the net defined benefit liability or asset.
The Company recognises the following changes in the net defined benefit obligation under employee benefit expenses in the statement of profit and loss.

- Service costs comprising current service costs, gains and losses on curtailments and non-routine settlements
- Net interest income or expense

c) Long term Employee Benefit:
Compensated absences which are not expected to occur within twelve months after the end of the period in which the employee renders the related services are recognised as a liability at the present value of the defined benefit obligation at the balance sheet date.

d) Termination benefits:

Termination benefits are recognised as an expense in the period in which they are incurred.
The Company shall recognise a liability and expense for termination benefits at the earlier of the following dates:
(a) when the entity can no longer withdraw the offer of those benefits; and
(b) when the entity recognises costs for a restructuring that is within the scope of Ind AS 37 and involves the payment of termination benefits.

3.6 Foreign currency reinstatement and translation

(a) Functional and presentation currency

The financial statements have been presented in Indian Rupees (`), which is the Company's functional and presentation currency.

(b) Transactions and balances

Transactions in foreign currencies are initially recorded by the Company at rates prevailing at the date of the transaction .Subsequently monetary items are translated at closing exchange rates of balance sheet date and the resulting exchange

N.C. AGGARWAL & CO. CHARTERED ACCOUNTANTS NEW DELHI

difference recognised in profit or loss. Differences arising on settlement of monetary items are also recognised in profit or loss.

Non-monetary items that are measured in terms of historical cost in a foreign currency are translated using the exchange rates at the dates of the transaction. Non-monetary items carried at fair value that are denominated in foreign currencies are translated at the exchange rates prevailing at the date when the fair value was determined. Exchange component of the gain or loss arising on fair valuation of non-monetary items is recognised in line with the gain or loss of the item that gave rise to such exchange difference.

3.7 Financial instruments – initial recognition, subsequent measurement and impairment

A financial instrument is any contract that gives rise to a financial asset of one entity and a financial liability or equity instrument of another entity. Financial assets and liabilities are initially measured at fair value. Transaction cost that are directly attributable to the acquisition or issue of financial assets or financial liabilities (Other than financial assets and financial liabilities at fair value through profit and loss account) are added to or deducted from fair value measured initial recognition of financial asset or financial liability.

Financial Assets and liabilities are measured at amortised cost or fair value through Other Comprehensive Income or fair value through Profit or Loss, depending on its business model for managing those financial assets and liabilities and the assets and liabilities contractual cash flow characteristics.

Financial Assets at amortised cost

Financial assets are subsequently measured at amortised cost if these financial assets are held within a business whose objective is to hold these assets to collect contractual cash flows and the contractual terms of the financial assets give rise on specified dates to cash flows that are solely payments of principal and interest amount outstanding.

Financial Assets at fair value through other comprehensive income

Financial assets are measured at fair value through other comprehensive income if these financial assets are held within a business whose objective is achieved by both collecting contractual cash flows on specified dates that are solely payments of principal and interest on the principal amount outstanding and selling financial assets.

Financial assets at fair value through profit or loss

Financial assets are measured at fair value through profit or loss unless it is measured at amortised cost or at fair value through other comprehensive income on initial recognition. The transaction cost directly attributable to the acquisition of financial assets and liability at fair value thorough profit or loss are immediately recognised in profit or loss.

Financial Liabilities

Financial liabilities including interest bearing loans and borrowings and trade payables are subsequently measured at amortised cost using the effective interest rate method (EIR) except those designated in an effective hedging relationship.

Amortised cost is calculated by taking into account any discount or premium on acquisition and fee or costs that are an integral part of the EIR. The EIR amortisation is included in finance costs in the Statement of Profit and Loss.

3.8 Taxation

Income tax expense represents the sum of current and deferred tax (including MAT). Tax is recognised in the Statement of Profit and Loss, except to the extent that it relates to items recognised directly in equity or other comprehensive income, in such cases the tax is also recognised directly in equity or in other comprehensive income. Any subsequent change in direct tax on items initially recognised in equity or other comprehensive income is also recognised in equity or other comprehensive income, such change could be for change in tax rate.

Current tax provision is computed for Income calculated after considering allowances and exemptions under the provisions of the applicable Income Tax Laws. Current tax assets and current tax liabilities are off set, and presented as net.

Deferred tax is recognised on differences between the carrying amounts of assets and liabilities in the Balance sheet and the corresponding tax bases used in the computation of taxable profit and are accounted for using the liability method. Deferred tax liabilities are generally recognised for all taxable temporary differences, and deferred tax assets are generally recognised

NEW DELHI

for all deductible temporary differences, carry forward tax losses and allowances to the extent that it is probable that future taxable profits will be available against which those deductible temporary differences, carry forward tax losses and allowances can be utilised. Deferred tax assets and liabilities are measured at the applicable tax rates. Deferred tax assets and deferred tax liabilities are off set, and presented as net.

The carrying amount of deferred tax assets is reviewed at each balance sheet date and reduced to the extent that it is no longer probable that sufficient taxable profits will be available against which the temporary differences can be utilised.

3.9 Revenue recognition and Other income

Sale of Services-Job work

Earning from Business Support Services including unbilled Revenue is recognised in the statement of Profit and Loss account on accrual Basic.

Revenue From Contract As Per Ind As-115

This Standard establishes the principles that an entity shall apply to report useful information to users of financial statements about the nature, amount, timing and uncertainty of revenue and cash flows arising from a contract with a customer. Revenue is recognised when a customer obtains control of a promised good or service

3.10 Earnings per share

Basic earnings per share are calculated by dividing the net profit or loss for the year attributable to equity shareholders (after deducting preference dividends and attributable taxes) by the weighted average number of equity shares outstanding during the year. Partly paid equity shares are treated as a fraction of an equity share to the extent that they were entitled to participate in dividends relative to a fully paid equity share during the reporting year.

For the purpose of calculating diluted earnings per share, the net profit or loss for the year attributable to equity shareholders and the weighted average number of shares outstanding during the year are adjusted for the effects of all dilutive potential equity shares, if any.

3.11 Provisions and contingencies

Provisions

Provisions are recognised when the Company has a present obligation (legal or constructive) as a result of a past event, it is probable that an outflow of resources embodying economic benefits will be required to settle the obligation and a reliable estimate can be made of the amount of the obligation. If the effect of the time value of money is material, provisions are discounted using equivalent period government securities interest rate. Unwinding of the discount is recognised in the Statement of Profit and Loss as a finance cost. Provisions are reviewed at each balance sheet date and are adjusted to reflect the current best estimate.

Contingencies

Contingent liabilities are disclosed when there is a possible obligation arising from past events, the existence of which will be confirmed only by the occurrence or non-occurrence of one or more uncertain future events not wholly within the control of the Company or a present obligation that arises from past events where it is either not probable that an outflow of resources will be required to settle or a reliable estimate of the amount cannot be made. Information on contingent liability is disclosed in the Notes to the Financial Statements. Contingent assets are not recognised. However, when the realisation of income is virtually certain, then the related asset is no longer a contingent asset, but it is recognised as an asset.

3.12 Current /non-current classification

The Company presents assets and liabilities in statement of financial position based on current/non-current classification.

The Company has presented non-current assets and current assets before equity, non-current liabilities and current liabilities in accordance with Schedule III, Division II of Companies Act, 2013 notified by MCA.

M. AGGARWAL & CO. * CHARTERED ACCOUNTANTS * NEW DELHI

An asset is classified as current when it is:

a) Expected to be realised or intended to be sold or consumed in normal operating cycle,
b) Held primarily for the purpose of trading,
c) Expected to be realised within twelve months after the reporting period, or
d) Cash or cash equivalent unless restricted from being exchanged or used to settle a liability for at least twelve months after the reporting period.

All other assets are classified as non-current.

A liability is classified as current when:
a) It is expected to be settled in normal operating cycle,
b) It is held primarily for the purpose of trading,
c) It is due to be settled within twelve months after the reporting period, or
d) There is no unconditional right to defer the settlement of the liability for at least twelve months after the reporting period.

All other liabilities are classified as non-current.

The operating cycle is the time between the acquisition of assets for processing and their realisation in cash or cash equivalents.

Deferred tax assets and liabilities are classified as non-current assets and liabilities.

3.13 Recent accounting development

Ind AS 116 was notified by Ministry of Corporate Affairs on March 30, 2019 and it is applicable for annual reporting periods beginning on or after April 1, 2019.

Ind AS 116 will affect primarily the accounting by lessees and will result in the recognition of almost all leases on balance sheet. The standard removes the current distinction between operating and finance leases and requires recognition of an asset (the right-of-use the leased term) and a financial liability to pay rentals for virtually all leases contracts. An optional exemption exists for short-term and low-value assets.

The statement of profit and loss will also be affected because the total expense is typically higher in the earlier years of a lease and lower in later years. Additionally, operating expense will be replaced with interest and depreciation, so key metrics like EBITDA will change.

Operating cash flows will be higher as repayments of the lease liability and related interest are classified within financing activities.

The accounting by lessors will not significantly change. Some differences may arise as a result of the new guidance on the definition of a lease. Under Ind AS 116, a contract is, or contains, a lease if the contract conveys the right to control the use of an identified asset for a period of time in exchange for consideration.

Impact

The Company is in the process of assessing the detailed potential impact of Ind AS 116, Leases on its financial statements and related disclosures. The Company has lease arrangements presently classified under operating and finance leases. Operating leases are for hiring of equipment's and properties. Finance leases are for solar panels and facility.

The Company will be able to reasonably estimate the impact of Ind AS 116 on the financial statement after completion of above stated assessment.

Date of Adoption

The Company intends to adopt the standard using the modified retrospective transition approach which means that the cumulative impact of the adoption will be recognised in retained earnings as of April 1, 2019 and that comparatives will not be restated.

N.C. AGARWAL & CO. * CHARTERED ACCOUNTANTS * NEW DELHI

Amendment to Ind AS 19 'Employee Benefits': On March 30, 2019, the Ministry of Corporate Affairs has notified limited amendments to Ind AS 19 'Employee Benefits' in connection with accounting for plan amendments, curtailments and settlements. The amendments require an entity to use updated assumptions to determine current service cost and net interest for the remainder of the period after a plan amendment, curtailment or settlement and to recognise in profit or loss as part of past service cost, or a gain or loss on settlement, any reduction in a surplus, even if that surplus was not previously recognised because of the impact of the asset ceiling. The amendment will come into force for accounting periods beginning on or after April 1, 2019. The Company is evaluating the effect of the above in the financial statements.

4. Significant accounting estimates, assumptions and judgements

The preparation of the Company's financial statements requires management to make judgments, estimates and assumptions that affect the reported amounts of revenues, expenses, assets and liabilities, and the accompanying disclosures, and the disclosure of contingent liabilities. Uncertainty about these assumptions and estimates could result in outcomes that require a material adjustment to the carrying amount of assets or liabilities affected in future periods.

(a) Property, plant and equipment

Property ,plant and equipment situated in India or stated at cost less accumulated depreciation and accumulated impairment losses on transition to IND AS.

(b) Income taxes

Management judgement is required for the calculation of provision for income taxes and deferred tax assets and liabilities. The company reviews at each balance sheet date the carrying amount of deferred tax assets/ liabilities. The factors used in the estimates may differ from actual outcome which could lead to significant adjustment to the amounts reported in the stand alone financial statements.

(c) Contingencies

Management judgment is required for estimating the possible outflow of resources, if any, in respect of contingencies/claim/litigations against the Company as it is not possible to predict the outcome of pending matters with accuracy.

(d) Fair value of financial assets and liabilities

When the fair values of financial assets and financial liabilities recorded in the balance sheet cannot be measured based on quoted prices in active markets, their fair value is measured using valuation techniques including the Discounted Cash Flow (DCF) model. The inputs to these models are taken from observable markets where possible, but where this is not feasible, a degree of judgment is required in establishing fair values. Judgments include considerations of inputs such as liquidity risk, credit risk and volatility. Changes in assumptions about these factors could affect the reported fair value of financial instruments.

(e) Defined benefit plan

The cost of the defined benefit plan and other post-employment benefits and the present value of such obligation are determined using actuarial valuations. An actuarial valuation involves making various assumptions that may differ from actual developments in future. These Includes the determination of the discount rate, future salary increases, mortality rates and attrition rate. Due to the complexities involved in the valuation and its long-term nature, a defined benefit obligation is highly sensitive to changes in these assumptions. All assumptions are reviewed at each reporting date

N.C. AGGARWAL & CO. NEW DELHI CHARTERED ACCOUNTANTS

5 Property , Plant and Equipment

(Amount in Rs.)

	Particulars	Plant and Machinery	Furniture and Fixture	Office Equipments	Vehicle	Electric Installation	Total
A	**Gross Block**						
	As at April 1, 2019	**3,34,14,643**	**38,740**	**3,02,326**	**55,50,424**	**-**	**3,93,06,133**
	Additions	73,53,355	3,27,71,032	46,522		46,200	**4,02,17,109**
	Disposal /Adjustment	92,288	-	-	25,79,559	-	**26,71,847**
	As at March 31, 2020	**4,06,75,710**	**3,28,09,772**	**3,48,848**	**29,70,865**	**46,200**	**7,68,51,395**
	Additions	27,77,637	7,21,400	2,13,312		3,63,476	**40,75,825**
	Disposal /Adjustment						-
	As at Sep 30, 2020	**4,34,53,347**	**3,35,31,172**	**5,62,160**	**29,70,865**	**4,09,676**	**8,09,27,220**
B	**Accumulated Depreciation**						
	As at April 1, 2019	**99,95,281**	**9,699**	**1,19,353**	**10,28,475**	**-**	**1,11,52,808**
	Depreciation charge for the year	99,71,990	7,22,941	59,772	4,03,007	1,091	**1,11,58,802**
	Disposal /Adjustment	28,571	-	-	4,32,071		**4,60,642**
	As at March 31, 2020	**1,99,38,701**	**7,32,640**	**1,79,125**	**9,99,411**	**1,091**	**2,18,50,968**
	Depreciation charge for the year	49,40,353	15,95,621	46,845	1,76,878	19,513	**67,79,211**
	Disposal /Adjustment						-
	As at Sep 30, 2020	**2,48,79,054**	**23,28,262**	**2,25,970**	**11,76,289**	**20,604**	**2,86,09,575**
C	**Net Book Value**						
	As at April 1, 2019	**2,34,19,362**	**29,041**	**1,82,973**	**45,21,949**	**-**	**2,81,53,325**
	As at March 31, 2020	**2,07,37,009**	**3,20,77,132**	**1,69,723**	**19,71,454**	**45,109**	**5,50,00,427**
	As at Sep 30, 2020	**1,85,74,293**	**3,12,02,910**	**3,36,190**	**17,94,576**	**3,89,072**	**5,22,97,041**

5A Intangiable Assets

(Amount in Rs.)

	Particulars	Software	Right to Use	Total
A	**Gross Block**			
	As at April 1, 2019	-	-	-
	Additions	-	8,29,65,446	**8,29,65,446**
	Disposal /Adjustment	-	-	-
	As at March 31, 2020	-	**8,29,65,446**	**8,29,65,446**
	Additions	11,70,000	-	**11,70,000**
	Disposal /Adjustment	-	-	-
	As at Sep 30, 2020	**11,70,000**	**8,29,65,446**	**8,41,35,446**
B	**Accumulated Depreciation**			
	As at April 1, 2019	-	-	-
	Depreciation charge for the year	-	1,97,81,727	**1,97,81,727**
	Disposal /Adjustment	-	-	-
	As at March 31, 2020	-	**1,97,81,727**	**1,97,81,727**
	Depreciation charge for the year	61,919	1,04,39,406	**1,05,01,326**
	Disposal /Adjustment	-	-	-
	As at Sep 30, 2020	**61,919**	**3,02,21,133**	**3,02,21,133**
C	**Net Book Value**			
	As at April 1, 2019	-	-	-
	As at March 31, 2020	-	**6,31,83,719**	**6,31,83,719**
	As at Sep 30, 2020	**11,08,081**	**5,27,44,313**	**5,38,52,394**



(Amount in Rs.)

Note No.	Particulars	As at Sep 30 , 2020	As at March 31 , 2020
6	**DEFERRED TAX LIABILITY (NET)**		
(a)	**DEFERRED TAX LIABILITY**		
	Difference between book and tax depreciation	7,70,457	13,87,517
	Total Deferred Tax Liability	**7,70,457**	**13,87,517**
(b)	**DEFERRED TAX ASSETS**		
	Expenses allowable on payment basic	58,93,991	59,50,361
	Total Deferred Tax Assets	**58,93,991**	**59,50,361**
	DEFERRED TAX ASSETS (NET)	**51,23,534**	**45,62,844**
6A	**OTHER NON CURRENT ASSETS**		
	(Unsecured, Considered good unless otherwise stated)		
	Capital Advances	29,92,91,219	26,58,79,319
	TOTAL	**29,92,91,219**	**26,58,79,319**
7	**TRADE RECEIVABLE**		
	(Unsecured, Considered good)		
	Considered good	-	-
	TOTAL TRADE RECEIVABLE	-	-
8	**CASH AND CASH EQUIVALENTS**		
	Balances with Banks		
	In Current accounts	56,94,131	29,21,156
	Cash on Hand	85,871	94,589
	TOTAL CASH AND CASH EQUIVALENTS	**57,80,002**	**30,15,745**
9	**LOANS and ADVANCES SHORT TERM**		
	- Unsecured, considered good		
	Receivable from related party		-
	(Refer note 25)		
	Receivable from other party	-	-
	Trade Receivables which have significant increase in Credit Risk	-	-
	Trade Receivables - Credit impaired	-	-
	TOTAL LOANS and ADVANCES SHORT TERM	-	-
10	**OTHER CURRENT FINANCIAL ASSETS**		
	Security Deposits	74,02,974	98,99,290
	Unbilled revenue	-	4,98,460
	Others	11,68,497	5,36,072
	TOTAL OTHER CURRENT FINANCIAL ASSETS	**85,71,471**	**1,09,33,822**
11	**CURRENT TAX ASSETS (Net)**		
	Prepaid Taxes	8,37,49,748	9,31,88,866
	TOTAL CURRENT ASSETS	**8,37,49,748**	**9,31,88,866**
12	**OTHER CURRENT ASSETS**		
	Advance to Vendors	95,08,729	59,02,444
	Prepaid Expense	24,28,888	38,85,308
	Advances to employees	30,09,405	40,54,240
	TOTAL OTHER CURRENT ASSETS	**1,49,47,022**	**1,38,41,992**

N.C. AGGARWAL & CO. * CHARTERED ACCOUNTANTS * NEW DELHI

JINDAL STAINLESS CORPORATE MANAGEMENT SERVICES PRIVATE LIMITED

13

A. Equity Share Capital

(Amount in Rs.)

Particulars	As at Sep 30, 2020	As at March 31, 2020
SHARE CAPITAL		
Authorised		
10,000 Equity Shares of ` 10/- each	1,00,000	1,00,000
Issued, Subscribed and Paid up		
10,000 Equity Shares of ` 10/- each	1,00,000	1,00,000

Reconciliation of the number of shares at the beginning and end of the Reporting year:

Particulars	As at Sep 30, 2020	As at March 31, 2020
Shares outstanding at the beginning of the year	10,000	10,000
Shares Issued during the year	-	-
Shares outstanding at the end of the year	10,000	10,000

Equity Shares of the Company held by Associate Company:

Particulars	As at Sep 30, 2020	As at March 31, 2020
Jindal Stainless Limited	5,000	5,000
Jindal Stainless (Hisar) Limited	5,000	5,000

Shares held by each shareholder holding more than 5% shares

Particulars	As at 30 Sep 2020		As at 31 March 2020	
	No of Shares held	% of holding	No of Shares held	% of holding
Jindal Stainless Limited	5,000	50.00	5,000	50.00
Jindal Stainless (Hisar) Limited	5,000	50.00	5,000	50.00
Total	10,000	100%	10,000	100%

Particulars	As at Sep 30, 2020	As at March 31, 2020
Aggregate number of bonus shares issued, shares issued for consideration other than cash and bought back shares during the period of five years immediately preceding the reporting date	NIL	NIL

Terms/Rights attached to Equity Shares

The Company has only one class of equity shares having a par value of ` 10/- per equity share. Each equity shareholder is entitled to one vote per share.

N.C. AGGARWAL & CO. * CHARTERED ACCOUNTANTS * NEW DELHI

(Amount in Rs.)

Note No.	Particular	As at Sep 30 , 2020	As at March 31 , 2020
14	**LEASE OBLIGATION-NON CURRENT**		
	Provision for Lease payable-Non Current	3,71,62,049	4,64,95,741
	TOTAL LONG TERM PROVISIONS	**3,71,62,049**	**4,64,95,741**
14A	**LONG TERM PROVISIONS**		
	Provision for gratuity	53,51,371	53,51,371
	Provision for Leave Encashment	2,54,51,954	2,01,45,833
	Provision for NPS	-	-
	TOTAL LONG TERM PROVISIONS	**3,08,03,325**	**2,54,97,204**
14B	**DEFERRED TAX LIABILITY (NET)**		
	Difference between book & tax depreciation	-	-
	Total Deferred Tax Liability	-	-
15	**TRADE PAYABLE**		
	Due to Micro and Small Enterprise (refer note 23)	-	-
	Dues to other than Micro and Small enterprises	2,04,64,738	4,82,44,514
	Related party	78,38,930	1,40,47,489
	TOTAL TRADE PAYABLES	**2,83,03,667**	**6,22,92,003**
16	**OTHER FINANCIAL LIABILITIES**		
	Other Liabilities	2,22,50,555	3,39,12,049
	Dues to employees	5,18,686	7,47,437
	Provision for Lease Payable-Current	1,95,11,578	1,95,11,578
	Security Deposits-Received	-	-
	TOTAL OTHER FINANCIAL LIABILITIES	**4,22,80,819**	**5,41,71,064**
17	**OTHER CURRENT LIABILITIES**		
	Advance from Customers	25,47,04,205	19,07,28,781
	Other Outstanding Liabilities	4,03,58,243	3,45,91,907
	Statutory dues payable	-	85,24,480
	TOTAL OTHER CURRENT LIABILITIES	**29,50,62,448**	**23,38,45,168**
18	**SHORT TERM PROVISIONS**		
	Provision for Leave Encashment	-	66,35,811
	TOTAL SHORT TERM PROVISIONS	**-**	**66,35,811**



Note No.	Particular	For the period ended Sep 30, 2020	For the Year ended March 31, 2020
19	**REVENUE FROM OPERATIONS**		
	SALE OF SERVICES		
	Business Support Services	32,79,11,372	1,01,04,98,100
		32,79,11,372	**1,01,04,98,100**
19A	**OTHER INCOME**		
	Interest	34,08,525	51,70,251
		34,08,525	**51,70,251**
20	**EMPLOYEE BENEFITS EXPENSES**		
	Salaries and Wages	17,64,15,559	46,42,69,771
	Contribution to provident and other funds	1,09,01,848	2,17,74,330
	Staff Welfare Expenses	34,51,130	2,16,10,601
	TOTAL EMPLOYEE BENEFITS EXPENSES	**19,07,68,537**	**50,76,54,702**
21	**FINANCE COSTS**		
	Bank and Finance Charges	6,565	4,677
	Interest On Leased Plant & Machinery	31,07,754	70,13,731
	TOTAL FINANCE COSTS	**31,14,319**	**70,18,408**
22	**OTHER EXPENSES**		
	Rent	10,25,181	18,67,771
	Electricity Expenses	56,53,096	1,29,36,763
	Insurance	13,98,626	54,65,221
	Travelling and Conveyance	14,29,543	4,92,36,154
	Vehicle running and maintenance	18,48,086	92,61,687
	Postage and Telephone	32,89,486	99,75,689
	Legal and Professional	5,67,97,046	9,76,67,242
	Repair and Maintenance - Others	5,12,909	4,70,555
	Recruitment Expenses	7,79,858	24,23,397
	Printing and Stationary	3,15,918	27,54,563
	Auditors' Remuneration	1,55,000	3,47,500
	Net (Gain)/ Loss on foreign currency transactions	-	-4,900
	Advertisement and Publicity	26,08,677	16,19,25,637
	Office Exp	1,53,06,886	5,87,85,596
	Miscellaneous Expenses	1,59,87,803	2,09,69,146
	TOTAL OTHER EXPENSE	**10,71,08,115**	**43,40,82,022**
22A	**Loss on sale of Fixed Assets**		
	Loss on sale of Fixed Assets	-	3,44,894
	TOTAL LOSS ON SALE OF FIXED ASSETS	**-**	**3,44,894**



23. There are no Micro and Small Enterprises, to whom the company owes dues as at 30th September 2020. This information as required to be disclosed under the Micro, Small and Medium Enterprises Development Act, 2016 has been determined to the extent such parties have been Identified on the basic of information available with the Company.

24.Income Tax

The reconciliation between tax expense and product of net income before tax multiplied by enacted tax rates in India

S.No	Description	For the year ended September 30, 2020	For the year ended March 31, 2020
1.	Net Income/(Loss) before taxes	1,30,48,390	3,56,27,798
2.	Enacted tax rates for parent company	25.17%	25.17%
3.	Computed tax expense/(Income)	**32,84,280**	**89,67,517**
	Increase/(reduction) in taxes on account of:		
4.	Previous Year Tax Adjustments	(2,78,969)	9,70,787
	Income tax expense/(Income) reported	**30,05,311**	**99,38,304**

25.Segment Reporting

Company has only one operating segment i.e. Business Support services .Hence , segment reporting is not applicable. The Company has also no Geographical Segment.

26.Related Party Transactions

In accordance with the requirements of IND AS 24, i.e. related party disclosures, name of the related party, related party relationship, transactions and outstanding balances including commitments where control exits and with whom transactions have taken place during reported periods, are:

1. **Key Management Personnel**

Sr No	Name	Designation
1	Mr. Sanjay Kumar Jain	Director
2	Mr. Vijay Sharma	Whole Time Director

2. **Other Related Parties :**

S No	Name of the entity in the Group	Principal place of operation/ Country of Incorporation	Principal Activities/Nature of Business	% Share holding/Voting Power	
				As at Sep 30,2020	As at March 31,2020
(i)	**Associate Company :**				
	Jindal Stainless Limited.	India	Stainless Steel manufacturing	50.00%	50.00%
	Jindal Stainless Hisar Ltd.	India	Stainless Steel manufacturing	50.00%	50.00%
(ii)	**Entities controlled by Key Management personnel or persons having substantial interest**				
	Jindal Stainless Steelway Ltd	India	Stainless Steel manufacturing		
	JSL Lifestyle Ltd.	India	Stainless Steel manufacturing		

AGGARWAL & CO. CHARTERED ACCOUNTANTS NEW DELHI

JINDAL STAINLESS CORPORATE MANAGEMENT SERVICES PRIVATE LIMITED

c. Related Party Transactions

(Rs. in Amount)

S. No	Nature of Transactions	Associate Company		Key Management Personnel and their Relatives		Enterprises Where in Company/ Associate Company Having Substantial Interest	
		2020-21	2019-20	2020-21	2019-20	2020-21	2019-20
I	**Rendering of Services**	**38,67,83,652**	**1,18,37,44,055**	-	-	-	**27,52,743**
	Jindal Stainless (Hisar) Limited	19,68,81,652	60,32,91,633	-	-	-	
	Jindal Stainless Limited	18,99,02,000	58,04,52,422	-	-	-	
	Jindal Stainless Steelway Limited	-	-	-	-	-	27,52,743
II	**Rent Paid**	**1,35,72,360**	**2,71,44,720**	-	-	-	
	Jindal Stainless (Hisar) Limited	-	-	-	-	-	
	Jindal Stainless Limited	1,35,72,360	2,71,44,720	-	-	-	
III	**Expenses Reimbursed/ to be Reimbursed**	61,083	**30,48,512**	-	-	-	**2,22,435**
	Jindal Stainless Limited	61,083	29,44,446	-	-	-	
	Jindal Stainless (Hisar) Limited	-	1,04,066	-	-	-	
	Jindal Stainless Steelway Limited	-	-	-	-	-	2,22,435
IV	**Amount Recovered/ to be Recovered**	-	**15,000**	-	-	**5,63,117.3**	**1,95,225**
	Jindal Stainless Limited	-	5,000	-	-	-	
	Jindal Stainless (Hisar) Limited	-	10,000	-	-	-	
	Jindal Stainless Steelway Limited	-	-	-	-	5,63,117.3	1,95,225
V	**Purchase of Misc. Items**	-	-	-	-	**9,81,284.99**	**3,08,95,17**
	JSL Lifestyle Limited					9,38,835.99	3,08,95,17
	Jindal Stainless Limited						
	Jindal Stainless Steelway Limited					42,449	
VI	**Remuneration Paid**	-	-	**95,33,231**	**3,06,09,602**	-	
	Rajiv Rajvanshi			-	74,62,377		
	Vijay Sharma			49,57,787	1,34,69,869		
	SK Jain			45,75,444	96,77,356		
VII	**Amount Recoverable / Debtors**	-	-	-	-	-	
	Jindal Stainless (Hisar) Limited						
	Jindal Stainless Limited						
	Jindal Stainless Steelway Limited						
VIII	**Amount Payable (including advance)**	**26,11,98,497.16**	**20,31,50,938**	-	-	**12,66,519**	**16,25,329**
	Jindal Stainless Limited	13,89,88,209.3	11,51,85,057				

N.C. AGGARWAL & CO. * CHARTERED ACCOUNTANTS * NEW DELHI

		1					
	Jindal Stainless (Hisar) Limited	12,22,10,287.85	8,79,65,882				
	Jindal Stainless Steelway Limited					-	27,211
	JSL Lifestyle Limited					12,66,519	15,98,119

Key Management Personnel (KMP) (Rs in Amount)

Particulars	Year Ended Sep 30, 2020	Year Ended March 31, 2020
Short-Term benefits	90,61,457	1,98,55,868
Defined contribution plan $ #	4,71,774	1,07,53,734
	95,33,231	3,06,09,602

As the liability for gratuity and leave encashment are provided on actuarial basis for the Company as a whole, amounts. accrued pertaining to key managerial personnel are not included above.

$ including PF, leave encashment paid and any other benefit.

27.Earning Per Share (EPS) computed in accordance with Indian Accounting Standard 33 " Earning Per Share ".

S no	Particulars	As at 30.09.2020	As at 31.03.2020
a.	Net Profit/(Loss) after Tax as per P & L A/c for basic EPS	**1,00,43,080**	**2,56,89,494**
b.	Weighted Average No. of Equity Shares for Basic EPS	10,000	10,000
c.	Weighted average No. of Equity Shares for Diluted EPS	10,000	10,000
	Basic EPS Per Share (in)	1004.31	2568.95
	Diluted EPS Per Share (in) *	1004.31	2568.95
	Face Value Per Share (in)	10.00	10.00

28.Financial risk management

Financial risk factors

The Company's principal financial liabilities, comprise trade and other payables. The main purpose of these financial liabilities is to manage finances for the Company's operations. The Company has trade and other receivable. The Company's activities expose it to a variety of financial risks:

i) Market risk
Market risk is the risk that the fair value or future cash flows of a financial instrument will fluctuate because of changes in market prices. Market prices comprise three types of risk: currency rate risk, interest rate risk and other price risks, such as equity price risk and commodity risk. The company is not materially affected by market risk.

ii) Credit risk
Credit risk is the possible risk that a counter party may not to settle its agreed obligation under a financial instrument or customer contract, leading to a financial loss.

Trade Receivable
The Company is having two main customer and credit is monitored regularly as per agreed terms and the company has taken advances from the customer.

M/S AGGARWAL & CO. * CHARTERED ACCOUNTANTS * NEW DELHI

iii) Liquidity risk

Liquidity risk is the risk that the Company may not be able to meet its present and future cash and collateral obligations without incurring unacceptable losses.

The Company's overall risk management programme focuses on the unpredictability of financial markets and seeks to minimise potential adverse effects on the Company's financial performance.

Liquidity risk

The Company's objective is to; at all times maintain optimum levels of liquidity to meet its cash and collateral requirements.

The table below provides undiscounted cash flows towards trade payable and other financial liabilities into relevant maturity based on the remaining period at the balance sheet to the contractual maturity date.

(Rs. in Amount)

Particulars	As at Sep 30, 2020					
	Carrying Amount	On Demand	Less than 6 months	6 to 12 months	> 1 years	Total
Trade payables	2,83,03,667	-	2,83,03,667	-	-	2,83,03,667
Other Financial liabilities	2,27,69,241	-	2,27,69,241	-	-	2,27,69,241
Total	**5,10,72,908**		**5,10,72,908**	-		5,10,72,908

(Rs. in Amount)

Particulars	As at March 31, 2020					
	Carrying Amount	On Demand	Less than 6 months	6 to 12 months	> 1 years	Total
Trade payables	6,22,92,003	-	6,22,92,003	-	-	6,22,92,003
Other Financial liabilities	3,46,59,486	-	3,46,59,486	-	-	3,46,59,486
Total	**9,69,51,489**		**9,69,51,489**	-		**9,69,51,489**

Competition and price risk

The company is in operation for business Support services serving limited clients. The company does not envisage any competition and price risk as the price charged are contractual.

Capital risk management

The Company does not have any Long term debts, hence the company is not exposed to capital risk and gearing ratio does not apply.

29.Fair value of financial assets and liabilities

Set out below is a comparison by class of the carrying amounts and fair value of the Company's financial instruments that are recognised in the financial statements.



(Rs. in Amount)

Particulars	As at Sep 30, 2020		As at March 31, 2020	
	Carrying amount	Carrying amount	Carrying amount	Fair Value
Financial assets designated at amortized cost				
Cash and cash equivalents	57,80,002	57,80,002	30,15,745	30,15,745
	57,80,002	**57,80,002**	**30,15,745**	**30,15,745**
Financial liabilities designated at amortized cost				
Trade payables	2,83,03,667	2,83,03,667	6,22,92,003	6,22,92,003
Other financial liabilities	2,27,69,241	2,27,69,241	3,46,59,486	3,46,59,486
	5,10,72,908	**5,10,72,908**	**9,69,51,489**	**9,69,51,489**

Fair Value Hierarchy

The following table provides the fair value measurement hierarchy of Company's asset and liabilities, grouped into Level 1 to Level 3 as described below:

63

• level 1 –

Quoted prices for identical assets / liabilities in active markets. It includes fair value of financial instruments traded in active markets and are based on quoted market prices at the balance sheet date (like Mutual funds units).

• level 2 -

Inputs that are observable for the asset / liability (other than level 1 inputs), either directly (that is, as prices) or indirectly (that is, derived from prices). It includes fair value of the financial instruments that are not traded in an active market , is determined by using valuation techniques. If all significant inputs required to fair value an instrument are observable then instrument is included in level 2.

• level 3 -

Significant Inputs for the asset or liability (instrument) that are not based on observable market data, is included in level 3

Assets / Liabilities measured at fair value (Accounted)

The company does not have any financial assets or financial Liability where fair value is accounted for each of the financial year ended 30th Sep, 2020, and 31st March, 2020.

Assets / Liabilities for which fair value is disclosed:

Particulars	As at Sep 30, 2020		
	Level 1	Level 2	Level 3
Financial liabilities Other financial liabilities	-	2,27,69,241	-

Particulars	As at March 31, 2020		
	Level 1	Level 2	Level 3
Financial liabilities Other financial liabilities	-	3,46,59,486	-

During the year ended Sep 30, 2020 and March 31, 2020, there were no transfers between Level 1 and Level 2 fair value measurements, and no transfer into and out of Leve 3 fair value measurements. There is no transaction/balance under level 3.



JINDAL STAINLESS CORPORATE MANAGEMENT SERVICES PRIVATE LIMITED

30.Retirement Benefit Obligation

The disclosure as reported by actuary is given here under :

1. Expense recognised for Defined Contribution plan

(Amount in Rs.)

Particulars	**For the year ended Sep 30, 2020**	**For the year ended March 31, 2020**
Company's contribution to provident fund	87,93,188	1,74,05,771
Company's contribution to ESI	7,714	29,839
Company's contribution to superannuation fund	-	-
Total	**88,00,902**	**1,74,35,610**

Below tables sets forth the changes in the projected benefit obligation and plan assets and amounts recognized in Balance Sheet as of March 31, 2020 and March 31, 2019, being the respective measurement dates:

31.Movement in Defined benefit obligation

a.) Gratuity

(Amount in Rs.)

Particulars	**Gratuity (Unfunded) as on 30.09.2020**	**Gratuity (Unfunded) as on 31.03.2020**
Present value of the obligation at the beginning of the year	4,60,96,898	4,49,51,687
Interest cost	-	33,10,055
Current service cost	-	58,91,982
Benefits paid	-	-79,30,660
Acquisitions / Transfer in/ Transfer out	-	-
Remeasurements - actuarial loss/ (gain)	-	-1,26,166
Present value of the obligation at the end of the year	4,60,96,898	4,60,96,898

b.) Leave Encashment (Compensated Absence)

Particulars	**Leave Encashment (unfunded) as on 30.09.2020**	**Leave Encashment (unfunded) as on 31.03.2020**
Present value of the obligation at the beginning of the year	2,67,81,644	2,69,51,136
Interest cost	-	18,63,010
Current service cost	-	14,04,143
Benefits paid	(13,29,690)	(1,00,78,990)
Remeasurements - actuarial loss/ (gain)	-	71,71,644
Increase/(Decrease) due to effect of any business combination,divestitures,Transfers	-	(7,56,40)
Present value of the obligation at the end of the year	2,54,51,954	2,67,81,644

N.C. AGGARWAL & CO. * CHARTERED ACCOUNTANTS * NEW DELHI

JINDAL STAINLESS CORPORATE MANAGEMENT SERVICES PRIVATE LIMITED

32.Movement in Plan Assets – Gratuity

Particulars	For the year ended Sep 30, 2020	For the year ended March 31, 2020
Fair value of plan assets at beginning of year	4,07,45,527	2,99,53,576
Transfer During the Year	-	
Interest Income	-	26,53,670
Contributions	-	1,69,50,000
Actuarial Gain / Loss	-	-
Amount received on redemption of plan assets	-	-
Acquisitions / Transfer in/ Transfer out	-	-
Expected return on plan assets	-	(8,81,059)
Fair value of plan assets at end of year	4,07,45,527	4,07,45,527

The components of the gratuity &leave encashment cost are as follows:

33. Recognised in profit and loss

a.) Gratuity **(Rs. in Amount)**

Particulars	For the year ended on 30th Sep 2020	For the year ended on 31st March 2020
Current Service cost	-	58,91,981
Net Interest cost	-	6,56,385
Expected return on plan assets	-	-
Remeasurements - Actuarial loss/(gain)	-	7,54,893
Past service cost	-	-
Expenses recognized in P&L A/c	-	6,548,367
Actual return on plan assets	-	-
Defined Benefit Cost Included in P&L including OCI	-	7,303,260

b.) Leave Encashment (Compensated Absence) **(Rs. in Amount)**

Particulars	For the year ended on 30th Sep 2020	For the year ended on 31st March 2020
Current Service cost	-	16,29,884
Interest cost	-	18,63,010
Expected return on plan assets	-	-
Remeasurements - Actuarial loss/(gain)	-	71,72,644
Past service cost	-	-
Expenses recognized in P&L A/c	-	-
Defined Benefit Cost Included in P&L	-	1,06,65,538



JINDAL STAINLESS CORPORATE MANAGEMENT SERVICES PRIVATE LIMITED

34.Recognised in other comprehensive income

(Rs. in Amount)

Particulars	Gratuity for the year ended on 30th Sep 2020	Gratuity for the year ended on 31st March 2020
Remeasurements - Actuarial loss/(gain)	-	7,54,893

35.The principal actuarial assumptions used for estimating the Company's defined benefit obligations are set out below:

Weighted average actuarial assumptions	As of 30th Sep, 2020	As of 31st March, 2020
Attrition rate	NA	NA
Discount Rate	6.70%	6.70%
Expected Rate of increase in Compensation levels	5.50%	5.50%
Expected Rate of Return on Plan Assets	NA	NA
Mortality rate	Indian Assured Lives Mortality (IALM) (2006-08) (modified) Ult	Indian Assured Lives Mortality (IALM) (2006-08) (modified) Ult
Expected Average remaining working lives of employees (years)	20.56	20.56

The assumption of future salary increase takes into account the inflation, seniority, promotion and other relevant factors such as supply and demand in employment market. Same assumptions were considered for comparative period i.e. 2019-20 as considered in previous GAAP on transition to IND AS.

36.Sensitivity analysis:

a.) Gratuity

(Rs. in Amount)

Particulars	Change in Assumption	Effect for the year ended on 30th Sep, 2020
Discount rate	0.5%	4,39,80,990
	(0.5)%	4,83,82,673
Salary Growth rate	0.5%	4,82,68,401
	(0.5)%	4,40,66,154

b.) Leave Encashment (Compensated Absence)

Particulars	Change in Assumption	Effect for the year ended on 30th Sep, 2020
Discount rate	0.5%	2,60,62,562
	(0.5)%	2,75,55,803
Salary Growth rate	0.5%	2,76,21,024
	(0.5)%	2,59,94,141

The above sensitivity analysis is based on a change in an assumption while holding all other assumptions constant. In practice, this is unlikely to occur, and changes in some of the assumptions may be correlated. When calculating the sensitivity of the defined benefit obligation to significant actuarial assumptions the same method (projected unit credit method) has been applied as when calculating the defined benefit obligation recognised within the Balance Sheet.



37.History of experience adjustments is as follows:

(Rs. in Amount)

Particulars	Gratuity	Leave Encashment
For the year ended September 30, 2020		
Plan Liabilities - (loss)/gain	-	-
Plan Assets - (loss)/gain	-	-
For the year ended March 31, 2020		
Plan Liabilities - (loss)/gain	-25,43,776	55,98,499
Plan Assets - (loss)/gain	-	-

Estimate of expected benefit payments (In absolute terms i.e. undiscounted)

Particulars	Gratuity	Compensated Absence
April 2020- March 2021	48,37,,009	66,35,811
April 2021- March 2022	18,00,489	44,27,193
April 2022- March 2023	38,08,184	38,89,074
April 2023- March 2024	14,07,532	28,40,712
April 2024- March 2025	92,50,174	28,30,852
April 2025 onwards	2,87,27,983	39,52,997

38.Statement of Employee benefit provision

(Rs. in Amount)

Particulars	For the year ended Sep 30, 2020	For the year ended March 31, 2020
Gratuity*	53,51,371	53,51,371
Compensated absences	2,54,51,954	2,67,81,644
Other employee benefits	-	-
Total	**3,08,03,325**	**3,21,33,015**

The following table sets out the funded status of the plan and the amounts recognised in the Company's balance sheet.

39.Current and non-current provision for Gratuity and leave encashment

(Rs. in Amount)

Particulars	Gratuity	Leave Encashment
Current provision	-	-
Non-current provision	53,51,371	2,54,51,954
Total Provision	**53,51,371**	**2,54,51,954**

40. Employee benefit expenses

(Figure in No.)

Particulars	For the year ended Sep 30, 2020	For the year ended March 31, 2020
Average no of people employed	244	248

N.C. AGGARWAL & CO. * CHARTERED ACCOUNTANTS * NEW DELHI

OCI presentation of defined benefit plan

-Gratuity is in the nature of defined benefit plan, Re-measurement gains/(losses) on defined benefit plans is shown under OCI as Items that will not be reclassified to profit or loss and also the income tax effect on the same.

-Leave encashment cost is in the nature of short term employee benefits.

Presentation in Statement of Profit and Loss and Balance Sheet

Expense for service cost, net interest on net defined benefit liability (asset) is charged to Statement of Profit & Loss.

IND AS 19 do not require segregation of provision in current and non-current, however net defined liability (Assets) is shown as current and non-current provision in balance sheet as per IND AS 1.

Actuarial liability for short term benefits (leave encashment cost) is shown as current and non-current provision in balance sheet.

When there is surplus in defined benefit plan, company is required to measure the net defined benefit asset at the lower of; the surplus in the defined benefit plan and the assets ceiling, determined using the discount rate specified, i.e. market yield at the end of the reporting period on government bonds, this is applicable for domestic companies, foreign company can use corporate bonds rate.

The Company assesses these assumptions with its projected long-term plans of growth and prevalent industry standards. The mortality rates used are as published by one of the leading life insurance companies in India.

41. Other Disclosures

a) Auditors Remuneration

(Rs in Amount)

Particulars	For the year ended 30th Sep, 2020	For the year ended 31st March, 2020
Statutory Auditor		
a) Audit Fees	1,22,000	2,44,000
b) Tax Audit Fees	33,000	66,000
Total	**1,55,000**	**3,10,000**

b) The Company has not given any loan or given any guarantee or made Investment with respect to the parties covered under section 186(4) of the Companies Act, 2013.

42. Previous year figures have been regrouped/ rearranged, wherever considered necessary to conform to current year's classification.

43. Figures in bracket indicate previous year figures.

44. Notes 1 to 44 are annexed to and form an integral part of financial statements.



JINDAL STAINLESS CORPORATE MANAGEMENT SERVICES PRIVATE LIMITED

AUDITOR'S REPORT
In terms of our report of even date annexed hereto

For N.C. Aggarwal & Co.
Chartered Accountants
Firm Registration No: 003273N

(G.K. Aggarwal)
Partner
Membership No. 086622
Firm Registration No. 003273N

Place: New Delhi
Date: 27th November 2020

Vijay Kumar Sharma
Whole Time Director
DIN: 01468701

Sanjay Kumar Jain
Director
DIN: 01087276

JINDAL STAINLESS CORPORATE MANAGEMENT SERVICES PRIVATE LIMITED

AUDITOR'S REPORT
In terms of our report of even date annexed hereto

For N.C. Aggarwal & Co.
Chartered Accountants
Firm Registration No: 003273N

(G.K. Aggarwal)
Partner
Membership No. 086622
Firm Registration No. 003273N

Vijay Kumar Sharma
Whole Time Director
DIN: 01468701

Sanjay Kumar Jain
Director
DIN: 01087276

Place: New Delhi
Date: 20th May 2020